DEPT OF BLDGS 421208305 Job Number
E389390245X1 Scan Code

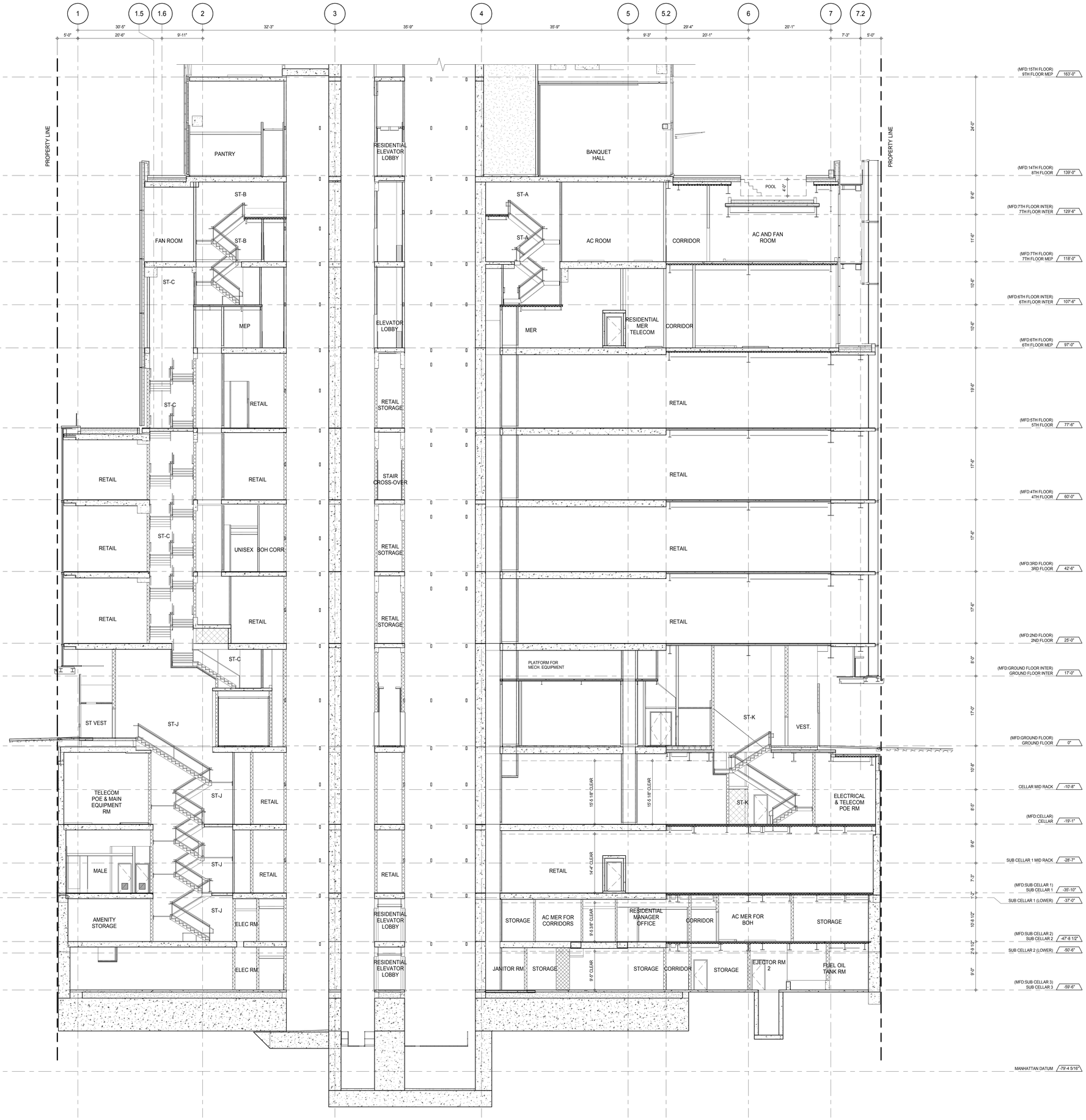

KEY PLAN:

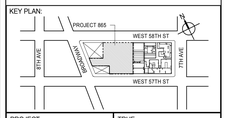

PROJECT NORTH

TRUE NORTH

DEVELOPER:
EXTELL DEVELOPMENT COMPANY
805 THIRD AVENUE, 7TH FLOOR
New York, NY 10022 USA
TEL: 212 712 6000 FAX: 212 712 6100

DESIGN ARCHITECT: Base Building Shell & Core
ADRIAN SMITH + GORDON GILL ARCHITECTURE
111 WEST MONROE STREET SUITE 2300
CHICAGO IL 60603
TEL: 312 920 1888 FAX: 312 920 1775

INTERIOR DESIGNER: Residential
Rottet Architecture and Design Studio, PLLC
298 Fifth Ave, 7th Floor
New York, NY 10001
TEL: 646 998 7000 FAX:

ARCHITECT OF RECORD: Base Building Shell, Core, & Residential
AAI ARCHITECTS, P.C.
401 Wellington St. W., 3rd Floor
Toronto, ON M5V 1E7 Canada
TEL: 416 967 1500 FAX: 416 967 7150

STRUCTURAL ENGINEERS:
WSP CANTOR SEINUK
228 EAST 45th Street
New York, NY 10017 USA
TEL: 212 687 9888 FAX: 646 487 5501

MEP ENGINEERS:
AKF GROUP
165 Broadway, 22nd Floor
New York, NY 10006 USA
TEL: 212 354 5656 FAX: 212 354 5668

GEOTECHNICAL ENGINEERS:
Langan Engineering & Environmental Services
21 Penn Plaza - 360 West 31st Street, 8th Floor
New York, NY 10001-2727
TEL: 212 479 5400 FAX: 212 479 5444

CODE CONSULTANTS:
Construction Consulting Associates
100 Church Street
New York, NY 10007
TEL: 212 385 1818 FAX: 212 385 1911

CURTAINWALL CONSULTANT:
AJLP Consulting
40 Worth Street. Suite 826
New York, NY 10013
TEL: 212 757 5659 FAX: 646 219 8508

LANDMARK/PRESERVATION CONSULTANT:
Jan Hird Pokorny Associates, Inc.
39 West 37th Street, 12A
New York, NY 10018
TEL: 212 759 6462 FAX: 212 759 6540

No.	DESCRIPTION	DATE
1	CD PROGRESS ISSUE 1	15 OCT 14
2	CD PROGRESS ISSUE 2	19 DEC 14
3	D.O.B. SUBMISSION	18 FEB 15
4	CD PROGRESS ISSUE 3	09 MAR 15
	D.O.B. SUBMISSION	27 APR 15
5	CD PROGRESS ISSUE 4	01 JUN 15
6	CD PROGRESS ISSUE 5	10 AUG 15
	D.O.B. AMENDMENT 2	21 SEP 15

0 4' - 0" 8' - 0" 16' - 0"

NOT FOR BID/CONSTRUCTION

Discrepancies must be reported immediately to the Architect before proceeding. Only figured dimensions are to be used. Contractors must check all dimensions on site. This drawing is protected by copyright.

ALL DIMENSIONS ARE SHOWN IN IMPERIAL.

CONSULTANT:

AAI ARCHITECTS, P.C.

PROJECT:

217 WEST 57TH STREET
NEW YORK, NY

DRAWING TITLE:

PARTIAL SECTION - NORTH SOUTH-SC3 TO 9TH FLOOR

SEAL & SIGNATURE:

REGISTERED ARCHITECT ADRIAN DAVID SMITH No. 026881 STATE OF NEW YORK

DATE:	15 OCT 14
PROJECT No:	1216-00
DRAWN: Author	REV:
CHK: Checker	6
SCALE: 1/8" = 1'-0"	
DWG No:	A-307.01
DOB PAGE No:	217 of 569

DOB EMPLOYEE STAMP:

DOB B-SCAN:

36" x 48" Arch E SHEET SIZE
FILE NAME: C:\Revit Local Files\EXTELL-865-AAI-TVSR-CNF_Jeffelm.rvt
PLOT DATE: 8/22/2015 10:29:52 AM

DEPT OF BLDGS 421208305 Job Number
E395633367 Scan Code

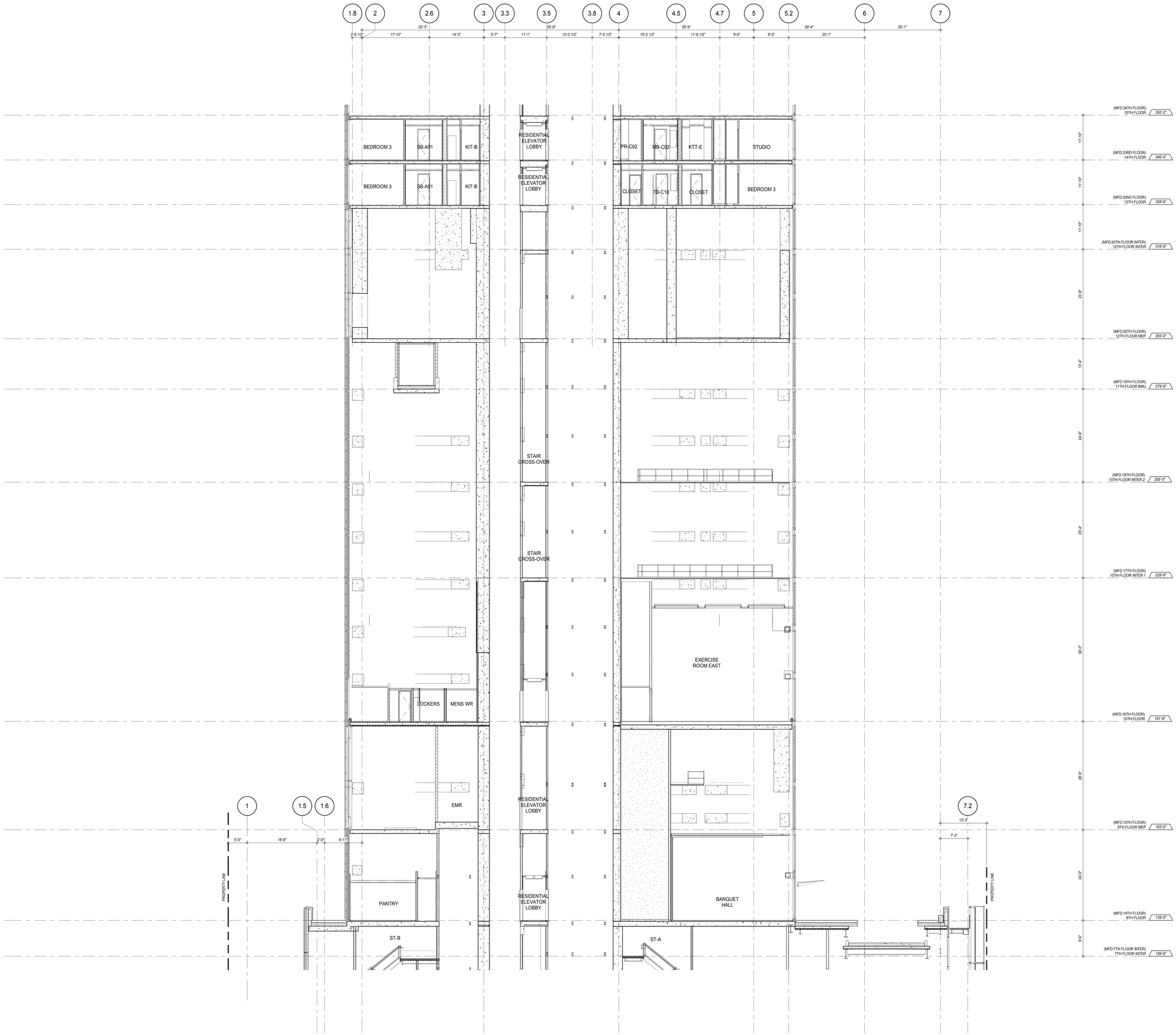



KEY PLAN:

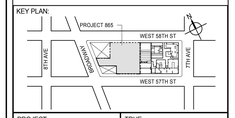

PROJECT NORTH

TRUE NORTH

DEVELOPER:
EXTELL DEVELOPMENT COMPANY
805 THIRD AVENUE, 7TH FLOOR
New York, NY 10022 USA
TEL: 212 712 6000 FAX: 212 712 6100

DESIGN ARCHITECT: Base Building Shell & Core
ADRIAN SMITH + GORDON GILL ARCHITECTURE
111 WEST MONROE STREET SUITE 2300
CHICAGO IL 60603
TEL: 312 920 1888 FAX: 312 920 1775

INTERIOR DESIGNER: Residential
Rottet Architecture and Design Studio, PLLC
298 Fifth Ave, 7th Floor
New York, NY 10001
TEL: 646 998 7000 FAX:

ARCHITECT OF RECORD: Base Building Shell, Core, & Residential
AAI ARCHITECTS, P.C.
401 Wellington St. W., 3rd Floor
Toronto, ON M5V 1E7 Canada
TEL: 416 967 1500 FAX: 416 967 7150

STRUCTURAL ENGINEERS:
WSP CANTOR SEINUK
228 EAST 45th Street
New York, NY 10017 USA
TEL: 212 687 9888 FAX: 646 487 5501

MEP ENGINEERS:
AKF GROUP
165 Broadway, 22nd Floor
New York, NY 10006 USA
TEL: 212 354 5656 FAX: 212 354 5668

GEOTECHNICAL ENGINEERS:
Langan Engineering & Environmental Services
21 Penn Plaza - 360 West 31st Street, 8th Floor
New York, NY 10001-2727
TEL: 212 479 5400 FAX: 212 479 5444

CODE CONSULTANTS:
Construction Consulting Associates
100 Church Street
New York, NY 10007
TEL: 212 385 1818 FAX: 212 385 1911

CURTAINWALL CONSULTANT:
AJLP Consulting
40 Worth Street. Suite 826
New York, NY 10013
TEL: 212 757 5659 FAX: 646 219 8508

LANDMARK/PRESERVATION CONSULTANT:
Jan Hird Pokorny Associates, Inc.
39 West 37th Street, 12A
New York, NY 10018
TEL: 212 759 6462 FAX: 212 759 6540

No.	DESCRIPTION	DATE
1	CD PROGRESS ISSUE 1	15 OCT 14
2	CD PROGRESS ISSUE 2	19 DEC 14
3	D.O.B. SUBMISSION	18 FEB 15
4	CD PROGRESS ISSUE 3	09 MAR 15
	D.O.B. SUBMISSION	27 APR 15
5	CD PROGRESS ISSUE 4	01 JUN 15
6	CD PROGRESS ISSUE 5	10 AUG 15
	D.O.B. AMENDMENT 2	21 SEP 15

0 4' - 0" 8' - 0" 16' - 0"

NOT FOR BID/CONSTRUCTION

Discrepancies must be reported immediately to the Architect before proceeding. Only figured dimensions are to be used. Contractors must check all dimensions on site. This drawing is protected by copyright.

ALL DIMENSIONS ARE SHOWN IN IMPERIAL.

CONSULTANT:

AAI ARCHITECTS, P.C.

PROJECT:

217 WEST 57TH STREET
NEW YORK, NY

DRAWING TITLE:

PARTIAL SECTION - NORTH SOUTH - 8TH FLOOR TO 15TH FLOOR

SEAL & SIGNATURE:

REGISTERED ARCHITECT WAYNE DAVID JAMIESON No. 026881 STATE OF NEW YORK

DATE:	15 OCT 14
PROJECT No:	1216-00
DRAWN: Author	REV: 6
CHK: Checker	
SCALE: 1/8" = 1'-0"	
DWG No:	A-308.01
DOB PAGE No:	218 of 569

DOB EMPLOYEE STAMP:

DOB B-SCAN:

36" x 48" Arch E SHEET SIZE
FILE NAME: C:\Revit Local Files\EXTELL-865-AAI-TWR-CNF_bwilemm.rvt
PLOT DATE: 6/22/2015 10:29:29 AM

DEPT OF BLDGS 421206305 Job Number
E249964589 Scan Code

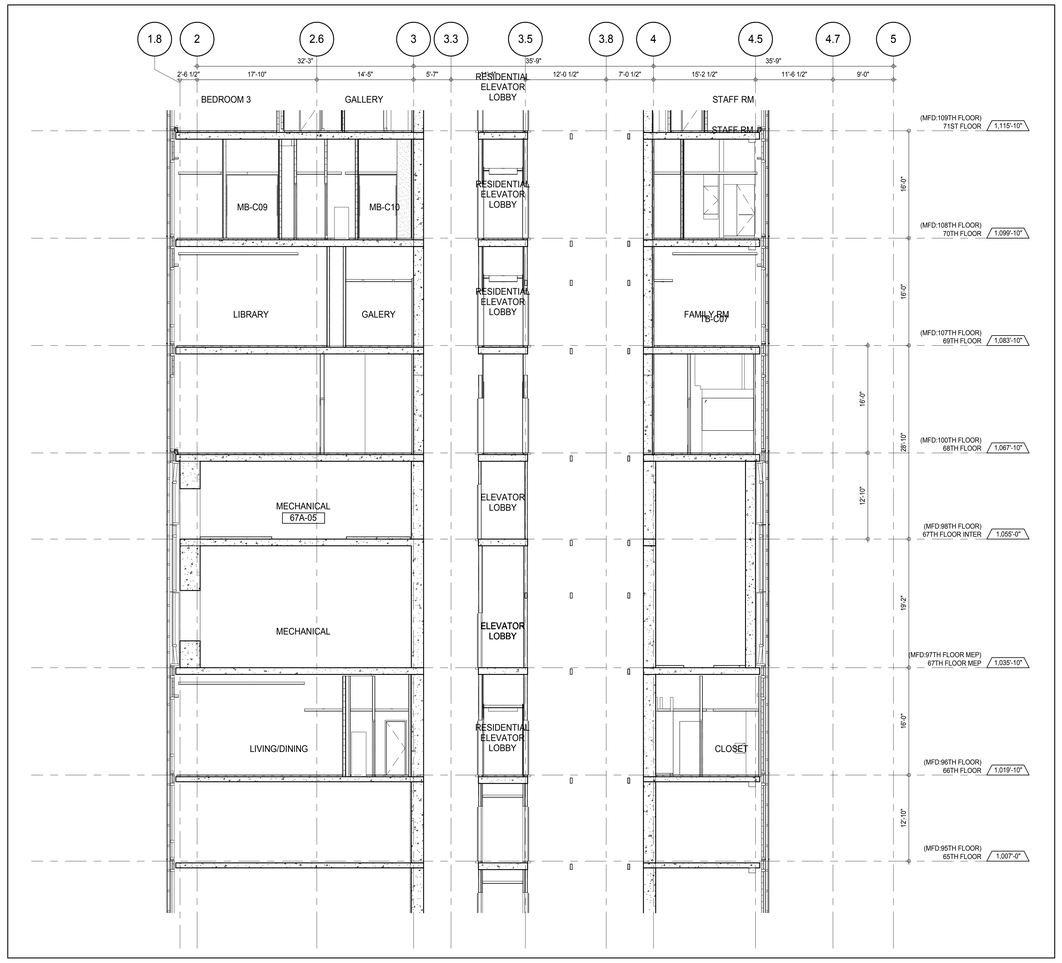

PARTIAL SECTION - NORTH SOUTH - 65TH FLOOR TO 71ST FLOOR (3)
A-306
1/8" = 1'-0"

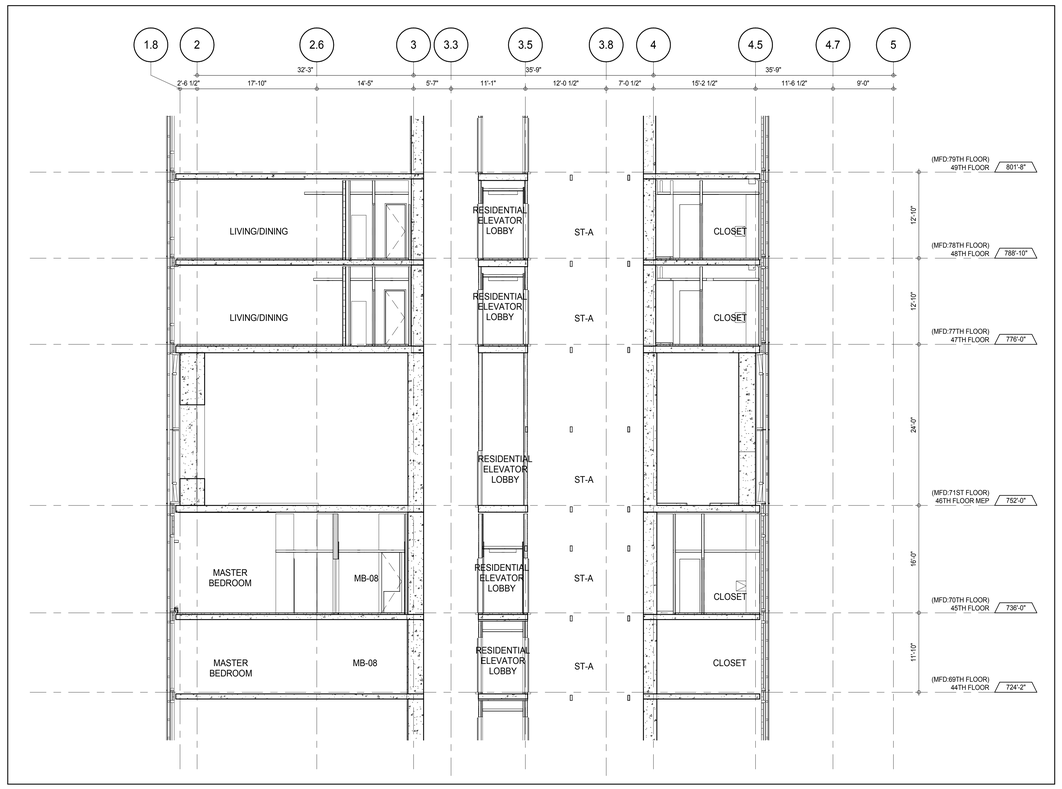

PARTIAL SECTION - NORTH SOUTH - 44TH FLOOR TO 49TH FLOOR (2)
A-306
1/8" = 1'-0"

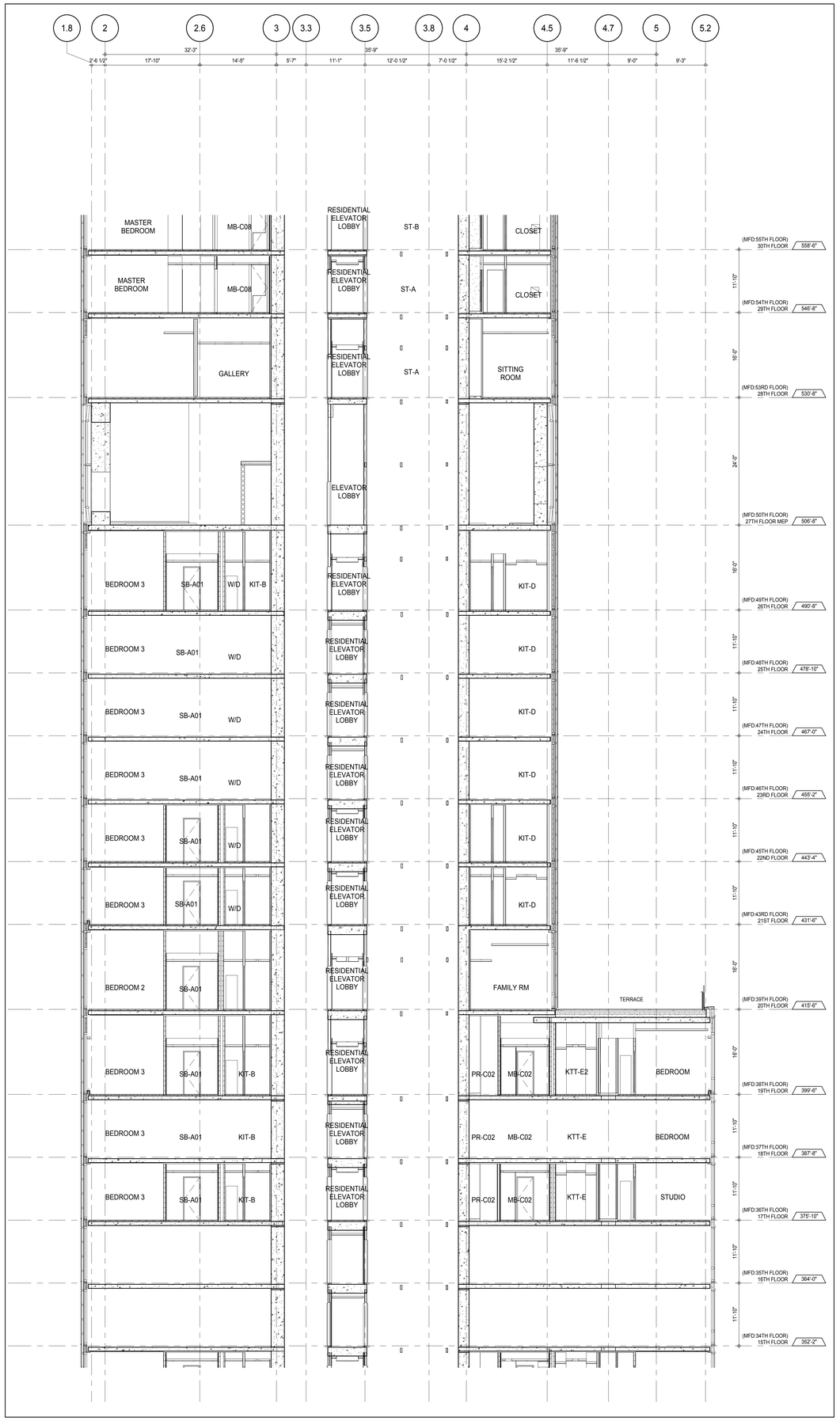

PARTIAL SECTION - NORTH SOUTH - 17TH FLOOR TO 30TH FLOOR (1)
A-306
1/8" = 1'-0"



KEY PLAN:

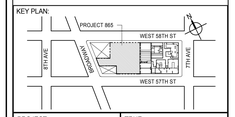

PROJECT NORTH

TRUE NORTH

DEVELOPER:
EXTELL DEVELOPMENT COMPANY
805 THIRD AVENUE, 7TH FLOOR
New York, NY 10022 USA
TEL: 212 712 6000 FAX: 212 712 6100

DESIGN ARCHITECT: Base Building Shell & Core
ADRIAN SMITH + GORDON GILL ARCHITECTURE
111 WEST MONROE STREET SUITE 2300
CHICAGO IL 60603
TEL: 312 920 1888 FAX: 312 920 1775

INTERIOR DESIGNER: Residential
Rottet Architecture and Design Studio, PLLC
298 Fifth Ave, 7th Floor
New York, NY 10001
TEL: 646 998 7000 FAX:

ARCHITECT OF RECORD: Base Building Shell, Core, & Residential
AAI ARCHITECTS, P.C.
401 Wellington St. W., 3rd Floor
Toronto, ON M5V 1E7 Canada
TEL: 416 967 1500 FAX: 416 967 7150

STRUCTURAL ENGINEERS:
WSP CANTOR SEINUK
228 EAST 45th Street
New York, NY 10017 USA
TEL: 212 687 9888 FAX: 646 487 5501

MEP ENGINEERS:
AKF GROUP
165 Broadway, 22nd Floor
New York, NY 10006 USA
TEL: 212 354 5656 FAX: 212 354 5668

GEOTECHNICAL ENGINEERS:
Langan Engineering & Environmental Services
21 Penn Plaza - 360 West 31st Street, 8th Floor
New York, NY 10001-2727
TEL: 212 479 5400 FAX: 212 479 5444

CODE CONSULTANTS:
Construction Consulting Associates
100 Church Street
New York, NY 10007
TEL: 212 385 1818 FAX: 212 385 1911

CURTAINWALL CONSULTANT:
AJLP Consulting
40 Worth Street. Suite 826
New York, NY 10013
TEL: 212 757 5659 FAX: 646 219 8508

LANDMARK/PRESERVATION CONSULTANT:
Jan Hird Pokorny Associates, Inc.
39 West 37th Street, 12A
New York, NY 10018
TEL: 212 759 6462 FAX: 212 759 6540

No.	DESCRIPTION	DATE
1	CD PROGRESS ISSUE 1	15 OCT 14
2	CD PROGRESS ISSUE 2	19 DEC 14
3	D.O.B. SUBMISSION	18 FEB 15
4	CD PROGRESS ISSUE 3	09 MAR 15
	D.O.B. SUBMISSION	27 APR 15
5	CD PROGRESS ISSUE 4	01 JUN 15
6	CD PROGRESS ISSUE 5	10 AUG 15
	D.O.B. AMENDMENT 2	21 SEP 15

0 4'-0" 8'-0" 16'-0"

NOT FOR BID/CONSTRUCTION

Discrepancies must be reported immediately to the Architect before proceeding. Only figured dimensions are to be used. Contractors must check all dimensions on site. This drawing is protected by copyright.

ALL DIMENSIONS ARE SHOWN IN IMPERIAL.

CONSULTANT:
AAI ARCHITECTS, P.C.

PROJECT:
217 WEST 57TH STREET
NEW YORK, NY

DRAWING TITLE:
PARTIAL SECTION - NORTH SOUTH

SEAL & SIGNATURE:

DATE:	15 OCT 14
PROJECT No:	1216-00
DRAWN: Author	REV: 6
CHK: Checker	
SCALE: 1/8" = 1'-0"	
DWG No:	A-309.01
DOB PAGE No:	219 of 569

DOB EMPLOYEE STAMP:

DOB B-SCAN:

36" x 48" Arch E SHEET SIZE
FILE NAME: C:\Revit Local Files\EXTELL-865-AAI-TWR-CNE_hwilliams.rvt
PLOT DATE: 9/22/2015 9:29:01 AM

DEPT OF BLDGS 421208508 Job Number
E540431135 Scan Code

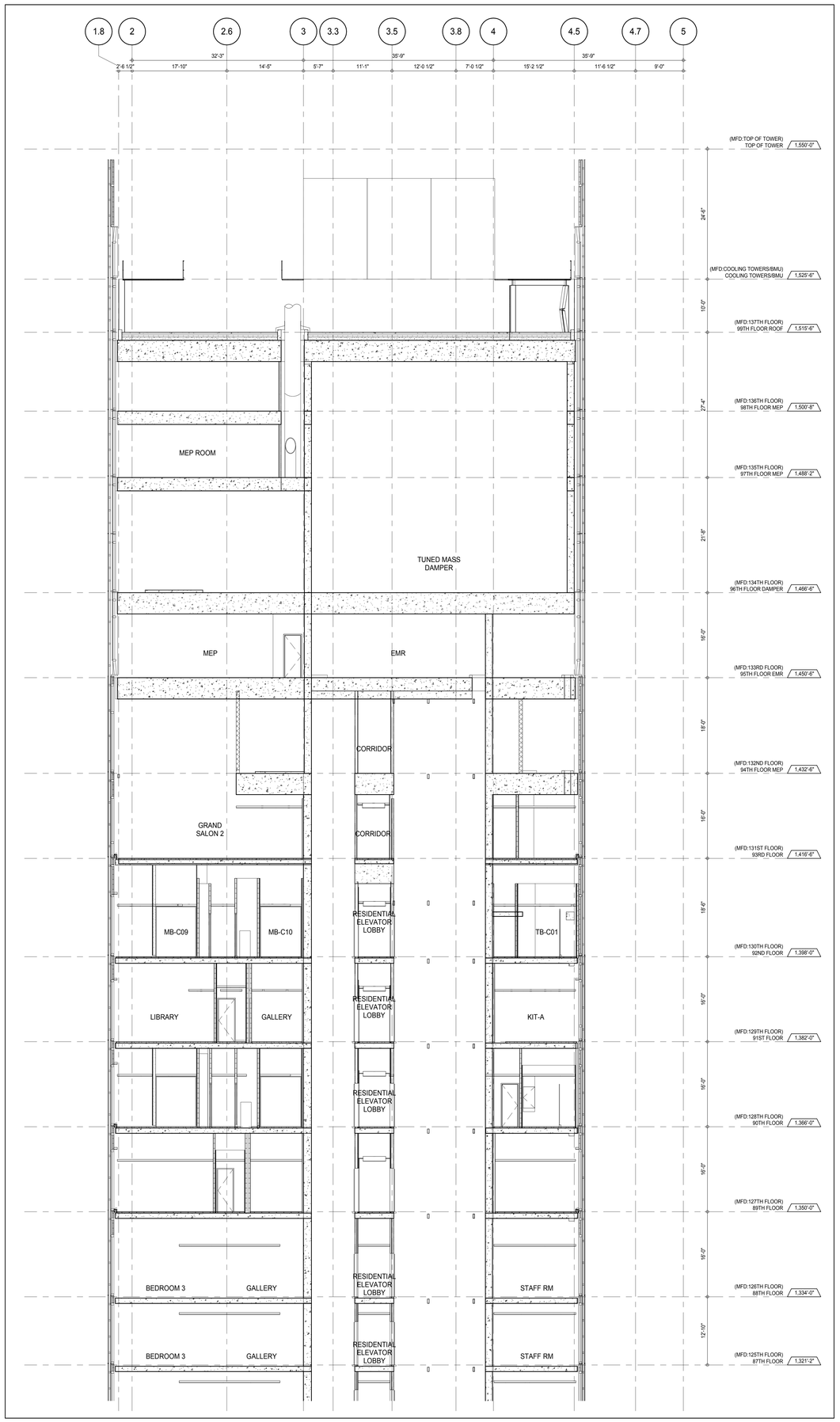

PARTIAL SECTION - NORTH SOUTH - 85TH FLOOR TO TOP OF TOWER (1)

A-305
1/8" = 1'-0"

KEY PLAN:

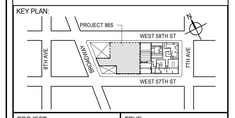

PROJECT NORTH

TRUE NORTH

DEVELOPER:
EXTELL DEVELOPMENT COMPANY
805 THIRD AVENUE, 7TH FLOOR
New York, NY 10022 USA
TEL: 212 712 6000 FAX: 212 712 6100

DESIGN ARCHITECT: Base Building Shell & Core
ADRIAN SMITH + GORDON GILL ARCHITECTURE
111 WEST MONROE STREET SUITE 2300
CHICAGO IL 60603
TEL: 312 920 1888 FAX: 312 920 1775

INTERIOR DESIGNER: Residential
Rottet Architecture and Design Studio, PLLC
298 Fifth Ave, 7th Floor
New York, NY 10001
TEL: 646 998 7000 FAX:

ARCHITECT OF RECORD: Base Building Shell, Core, & Residential
AAI ARCHITECTS, P.C.
401 Wellington St. W., 3rd Floor
Toronto, ON M5V 1E7 Canada
TEL: 416 967 1500 FAX: 416 967 7150

STRUCTURAL ENGINEERS:
WSP CANTOR SEINUK
228 EAST 45th Street
New York, NY 10017 USA
TEL: 212 687 9888 FAX: 646 487 5501

MEP ENGINEERS:
AKF GROUP
165 Broadway, 22nd Floor
New York, NY 10006 USA
TEL: 212 354 5656 FAX: 212 354 5668

GEOTECHNICAL ENGINEERS:
Langan Engineering & Environmental Services
21 Penn Plaza - 360 West 31st Street, 8th Floor
New York, NY 10001-2727
TEL: 212 479 5400 FAX: 212 479 5444

CODE CONSULTANTS:
Construction Consulting Associates
100 Church Street
New York, NY 10007
TEL: 212 385 1818 FAX: 212 385 1911

CURTAINWALL CONSULTANT:
AJLP Consulting
40 Worth Street. Suite 826
New York, NY 10013
TEL: 212 757 5659 FAX: 646 219 8508

LANDMARK/PRESERVATION CONSULTANT:
Jan Hird Pokorny Associates, Inc.
39 West 37th Street, 12A
New York, NY 10018
TEL: 212 759 6462 FAX: 212 759 6540

No.	DESCRIPTION	DATE
1	CD PROGRESS ISSUE 2	19 DEC 14
2	D.O.B. SUBMISSION	18 FEB 15
3	CD PROGRESS ISSUE 3	09 MAR 15
	D.O.B. SUBMISSION	27 APR 15
4	CD PROGRESS ISSUE 4	01 JUN 15
5	CD PROGRESS ISSUE 5	10 AUG 15
	D.O.B. AMENDMENT 2	21 SEP 15

0 4' - 0" 8' - 0" 16' - 0"

NOT FOR BID/CONSTRUCTION

Discrepancies must be reported immediately to the Architect before proceeding. Only figured dimensions are to be used. Contractors must check all dimensions on site. This drawing is protected by copyright.

ALL DIMENSIONS ARE SHOWN IN IMPERIAL.

CONSULTANT:

AAI ARCHITECTS, P.C.

PROJECT:

217 WEST 57TH STREET
NEW YORK, NY

DRAWING TITLE:

PARTIAL SECTION - NORTH SOUTH - 85TH FLOOR TO TOP OF TOWER

SEAL & SIGNATURE:

REGISTERED ARCHITECT WERNER DAVID JAHREIS 028980 STATE OF NEW YORK

DATE:	19 DEC 14
PROJECT No:	1216-00
DRAWN: Author	REV:
CHK: Checker	5
SCALE: 1/8" = 1'-0"	
DWG No:	A-310.01
DOB PAGE No:	220 of 569

DOB EMPLOYEE STAMP:

DOB B-SCAN:

36" x 48" Arch E SHEET SIZE
FILE NAME: C:\Revit Local Files\EXTELL-865-AAI-TWR-CNF_DOR2_Jahreis.rvt
PLOT DATE: 9/9/2015 3:33:04 PM

DEPT OF BLDGS 421206305 Job Number
E385127005 Scan Code

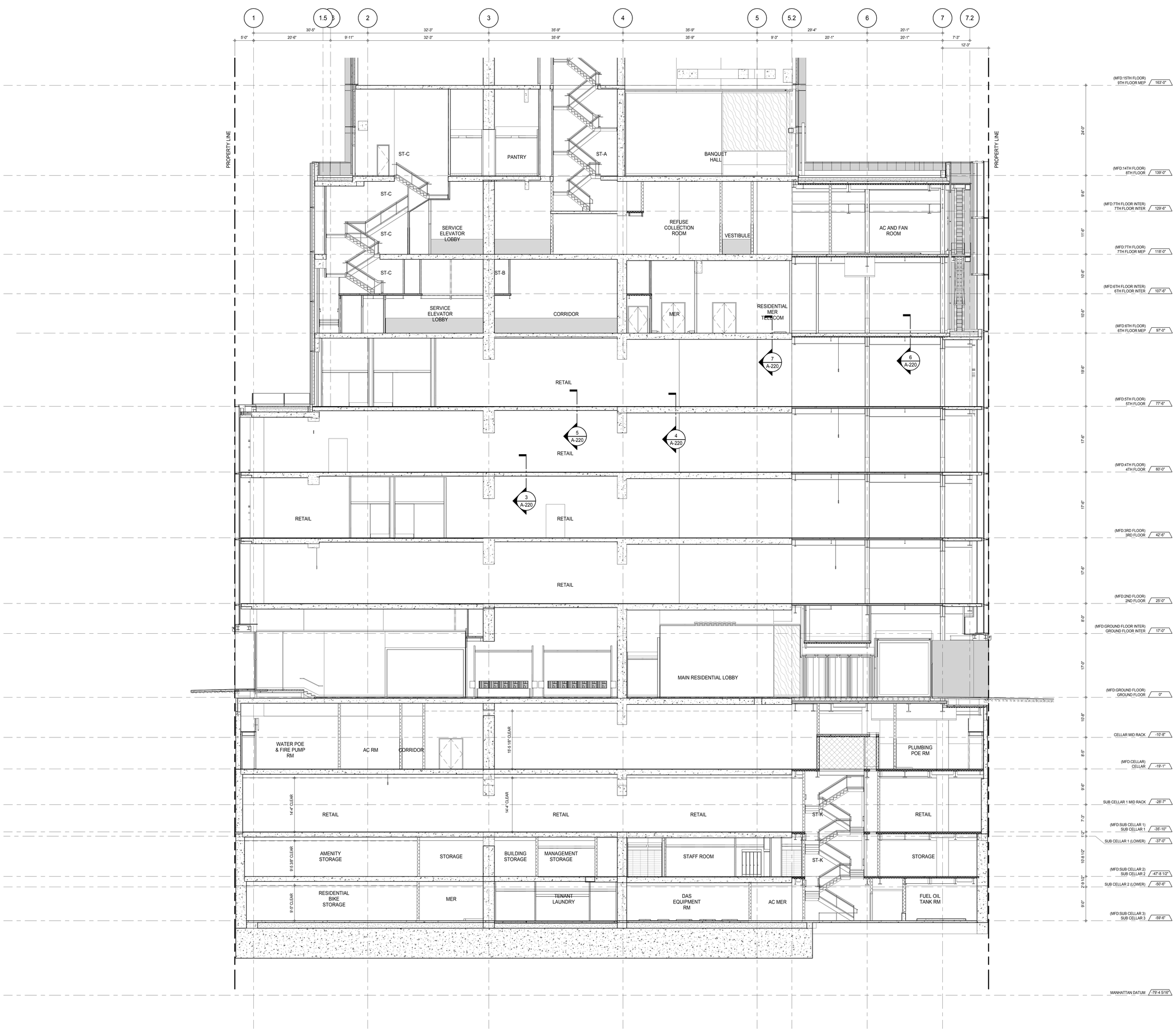

KEY PLAN:

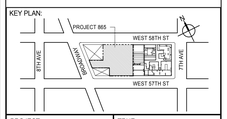

PROJECT NORTH

TRUE NORTH

DEVELOPER:
EXTELL DEVELOPMENT COMPANY
805 THIRD AVENUE, 7TH FLOOR
New York, NY 10022 USA
TEL: 212 712 6000 FAX: 212 712 6100

DESIGN ARCHITECT: Base Building Shell & Core
ADRIAN SMITH + GORDON GILL ARCHITECTURE
111 WEST MONROE STREET SUITE 2300
CHICAGO IL 60603
TEL: 312 920 1888 FAX: 312 920 1775

INTERIOR DESIGNER: Residential
Rottet Architecture and Design Studio, PLLC
298 Fifth Ave, 7th Floor
New York, NY 10001
TEL: 646 998 7000 FAX:

ARCHITECT OF RECORD: Base Building Shell, Core, & Residential
AAI ARCHITECTS, P.C.
401 Wellington St. W., 3rd Floor
Toronto, ON M5V 1E7 Canada
TEL: 416 967 1500 FAX: 416 967 7150

STRUCTURAL ENGINEERS:
WSP CANTOR SEINUK
228 EAST 45th Street
New York, NY 10017 USA
TEL: 212 687 9888 FAX: 646 487 5501

MEP ENGINEERS:
AKF GROUP
165 Broadway, 22nd Floor
New York, NY 10006 USA
TEL: 212 354 5656 FAX: 212 354 5668

GEOTECHNICAL ENGINEERS:
Langan Engineering & Environmental Services
21 Penn Plaza - 360 West 31st Street, 8th Floor
New York, NY 10001-2727
TEL: 212 479 5400 FAX: 212 479 5444

CODE CONSULTANTS:
Construction Consulting Associates
100 Church Street
New York, NY 10007
TEL: 212 385 1818 FAX: 212 385 1911

CURTAINWALL CONSULTANT:
AJLP Consulting
40 Worth Street. Suite 826
New York, NY 10013
TEL: 212 757 5659 FAX: 646 219 8508

LANDMARK/PRESERVATION CONSULTANT:
Jan Hird Pokorny Associates, Inc.
39 West 37th Street, 12A
New York, NY 10018
TEL: 212 759 6462 FAX: 212 759 6540

No.	DESCRIPTION	DATE
1	CD PROGRESS ISSUE 1	15 OCT 14
2	CD PROGRESS ISSUE 2	19 DEC 14
3	D.O.B. SUBMISSION	18 FEB 15
4	CD PROGRESS ISSUE 3	09 MAR 15
	D.O.B. SUBMISSION	27 APR 15
5	CD PROGRESS ISSUE 4	01 JUN 15
	D.O.B. AMENDMENT 1	24 JUL 15
6	CD PROGRESS ISSUE 5	10 AUG 15
	D.O.B. AMENDMENT 2	21 SEP 15

0 4'-0" 8'-0" 16'-0"

NOT FOR BID/CONSTRUCTION

Discrepancies must be reported immediately to the Architect before proceeding. Only figured dimensions are to be used. Contractors must check all dimensions on site. This drawing is protected by copyright.

ALL DIMENSIONS ARE SHOWN IN IMPERIAL.

CONSULTANT:

AAI ARCHITECTS, P.C.

PROJECT:

217 WEST 57TH STREET
NEW YORK, NY

DRAWING TITLE:

PARTIAL SECTION - NORTH SOUTH - SC3 TO 9TH FLOOR

SEAL & SIGNATURE:

REGISTERED ARCHITECT JAMES DAVID JANSSEN 026881 STATE OF NEW YORK

DATE:	15 OCT 14
PROJECT No:	1216-00
DRAWN: Author	REV: 6
CHK: Checker	
SCALE: 1/8" = 1'-0"	
DWG No:	A-311.02
DOB PAGE No:	221 of 569

DOB EMPLOYEE STAMP:

DOB B-SCAN:

36" x 48" Arch E SHEET SIZE
FILE NAME: C:\Revit Local Files\EXTELL-865-AAI-TWR-CNE_bsdsamr.rvt
PLOT DATE: 9/22/2015 10:33:39 AM

DEPT OF BLDGS 421263505 Job Number
ES1466950001 Scan Code

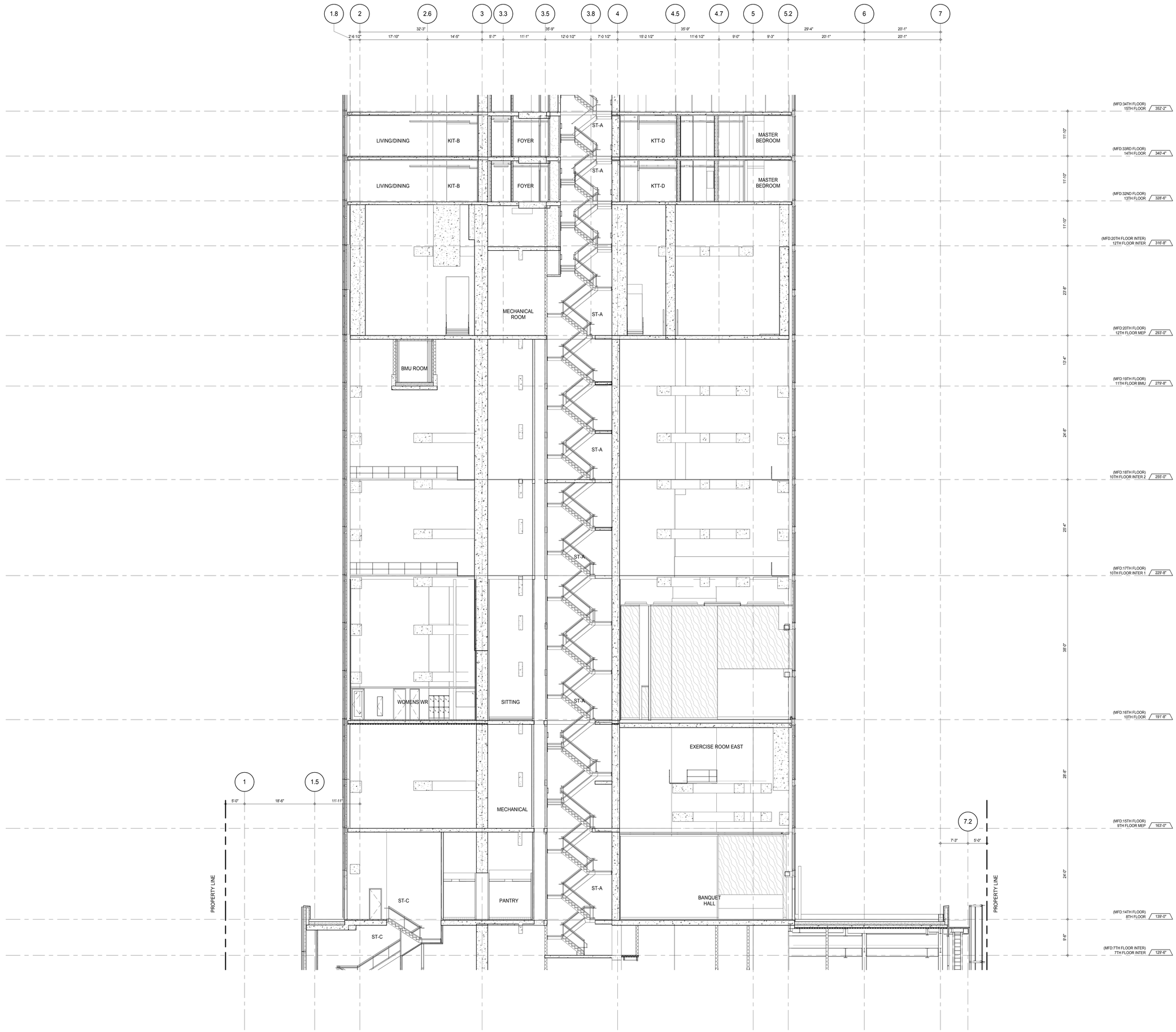



KEY PLAN:

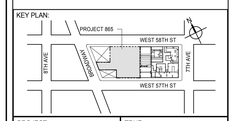

PROJECT NORTH

TRUE NORTH

DEVELOPER:
EXTELL DEVELOPMENT COMPANY
805 THIRD AVENUE, 7TH FLOOR
New York, NY 10022 USA
TEL: 212 712 6000 FAX: 212 712 6100

DESIGN ARCHITECT: Base Building Shell & Core
ADRIAN SMITH + GORDON GILL ARCHITECTURE
111 WEST MONROE STREET SUITE 2300
CHICAGO IL 60603
TEL: 312 920 1888 FAX: 312 920 1775

INTERIOR DESIGNER: Residential
Rottet Architecture and Design Studio, PLLC
298 Fifth Ave, 7th Floor
New York, NY 10001
TEL: 646 998 7000 FAX:

ARCHITECT OF RECORD: Base Building Shell, Core, & Residential
AAI ARCHITECTS, P.C.
401 Wellington St. W., 3rd Floor
Toronto, ON M5V 1E7 Canada
TEL: 416 967 1500 FAX: 416 967 7150

STRUCTURAL ENGINEERS:
WSP CANTOR SEINUK
228 EAST 45th Street
New York, NY 10017 USA
TEL: 212 687 9888 FAX: 646 487 5501

MEP ENGINEERS:
AKF GROUP
165 Broadway, 22nd Floor
New York, NY 10006 USA
TEL: 212 354 5656 FAX: 212 354 5668

GEOTECHNICAL ENGINEERS:
Langan Engineering & Environmental Services
21 Penn Plaza - 360 West 31st Street, 8th Floor
New York, NY 10001-2727
TEL: 212 479 5400 FAX: 212 479 5444

CODE CONSULTANTS:
Construction Consulting Associates
100 Church Street
New York, NY 10007
TEL: 212 385 1818 FAX: 212 385 1911

CURTAINWALL CONSULTANT:
AJLP Consulting
40 Worth Street. Suite 826
New York, NY 10013
TEL: 212 757 5659 FAX: 646 219 8508

LANDMARK/PRESERVATION CONSULTANT:
Jan Hird Pokorny Associates, Inc.
39 West 37th Street, 12A
New York, NY 10018
TEL: 212 759 6462 FAX: 212 759 6540

No.	DESCRIPTION	DATE
1	CD PROGRESS ISSUE 1	15 OCT 14
2	CD PROGRESS ISSUE 2	19 DEC 14
3	D.O.B. SUBMISSION	18 FEB 15
4	CD PROGRESS ISSUE 3	09 MAR 15
	D.O.B. SUBMISSION	27 APR 15
5	CD PROGRESS ISSUE 4	01 JUN 15
6	CD PROGRESS ISSUE 5	10 AUG 15
	D.O.B. AMENDMENT 2	21 SEP 15

0 4' - 0" 8' - 0" 16' - 0"

NOT FOR BID/CONSTRUCTION

Discrepancies must be reported immediately to the Architect before proceeding. Only figured dimensions are to be used. Contractors must check all dimensions on site. This drawing is protected by copyright.

ALL DIMENSIONS ARE SHOWN IN IMPERIAL.

CONSULTANT:

AAI ARCHITECTS, P.C.

PROJECT:

217 WEST 57TH STREET
NEW YORK, NY

DRAWING TITLE:

PARTIAL SECTION - NORTH SOUTH - 8TH FLOOR TO 15TH FLOOR

SEAL & SIGNATURE:

REGISTERED ARCHITECT ADRIAN DAVID LANSKY AA 028881 STATE OF NEW YORK

DATE:	15 OCT 14
PROJECT No:	1216-00
DRAWN: Author	REV:
CHK: Checker	6
SCALE: 1/8" = 1'-0"	
DWG No:	A-312.01
DOB PAGE No:	222 of 569

DOB EMPLOYEE STAMP:

DOB B-SCAN:

36" x 48" Arch E SHEET SIZE
FILE NAME: C:\Revit Local Files\EXTELL-865-AAI-TWR-CNF_3wdenim.rvt
PLOT DATE: 6/22/2015 10:33:58 AM

DEPT OF BLDGS 421208305 Job Number
E350534427 Scan Code

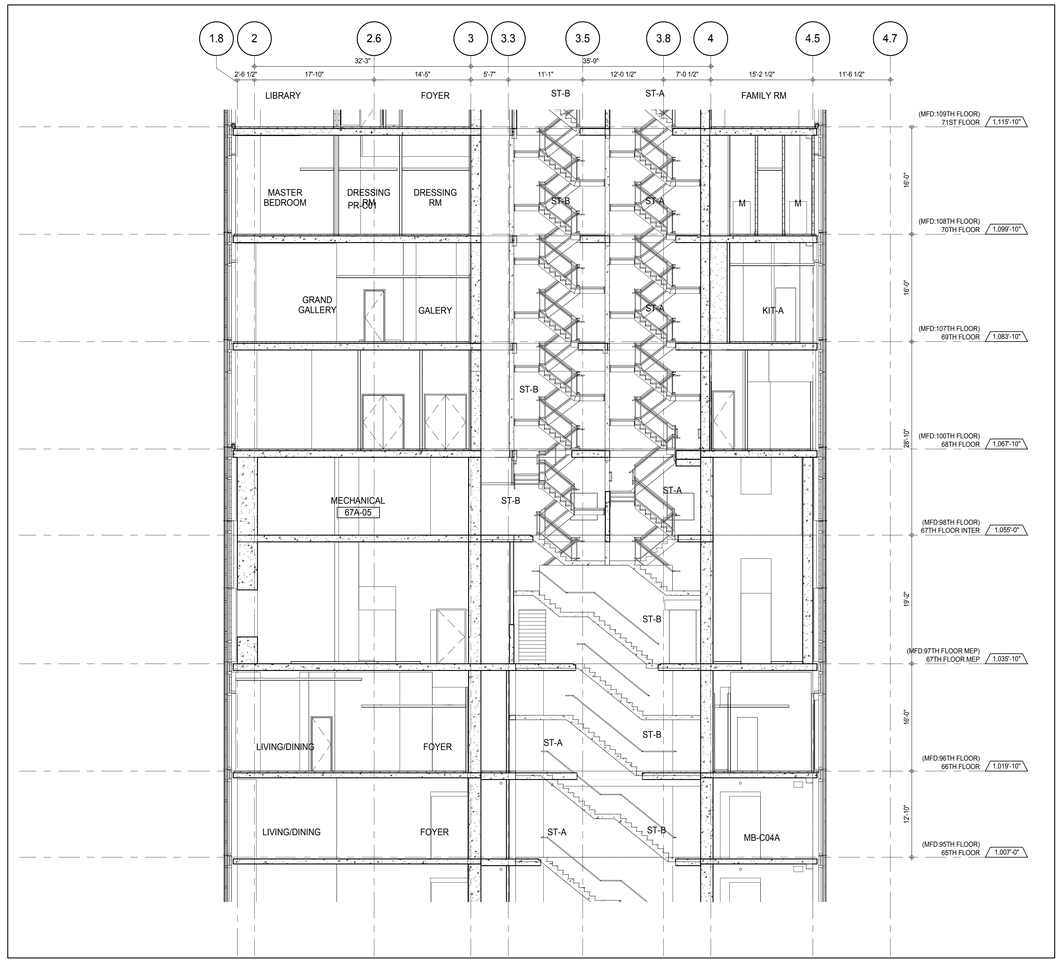

PARTIAL SECTION - NORTH SOUTH - 65TH FLOOR TO 71ST FLOOR (3)
A-306
1/8" = 1'-0"

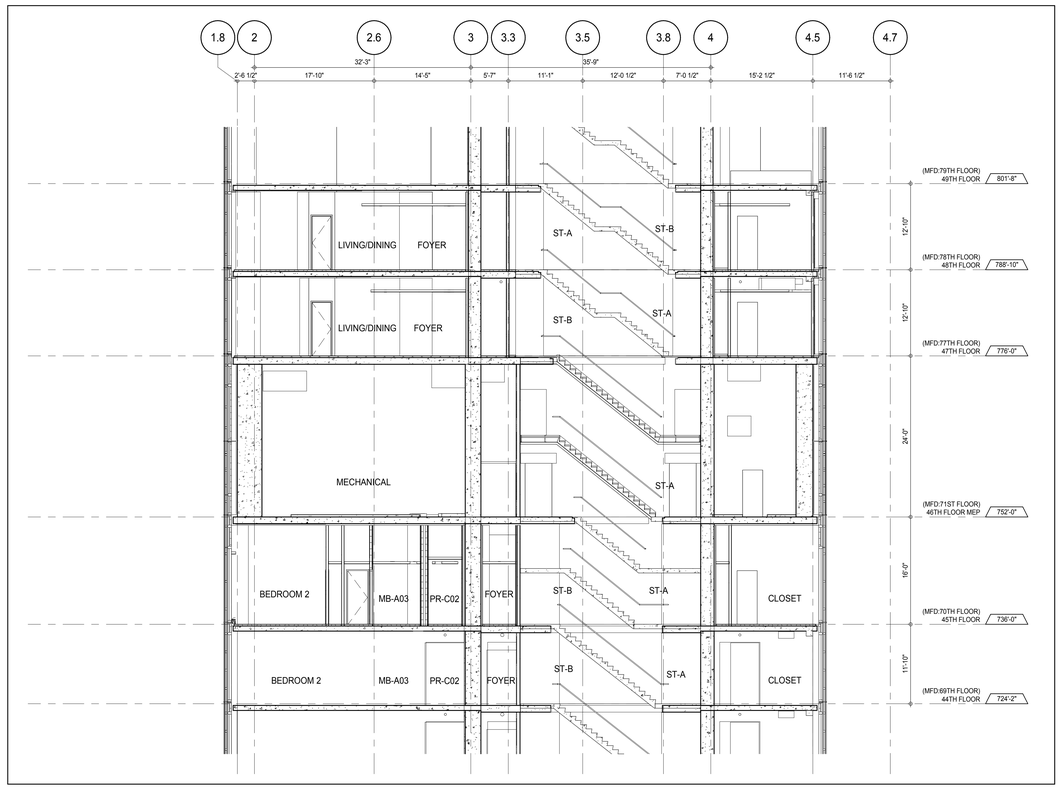

PARTIAL SECTION - NORTH SOUTH - 44TH FLOOR TO 49TH FLOOR (2)
A-306
1/8" = 1'-0"

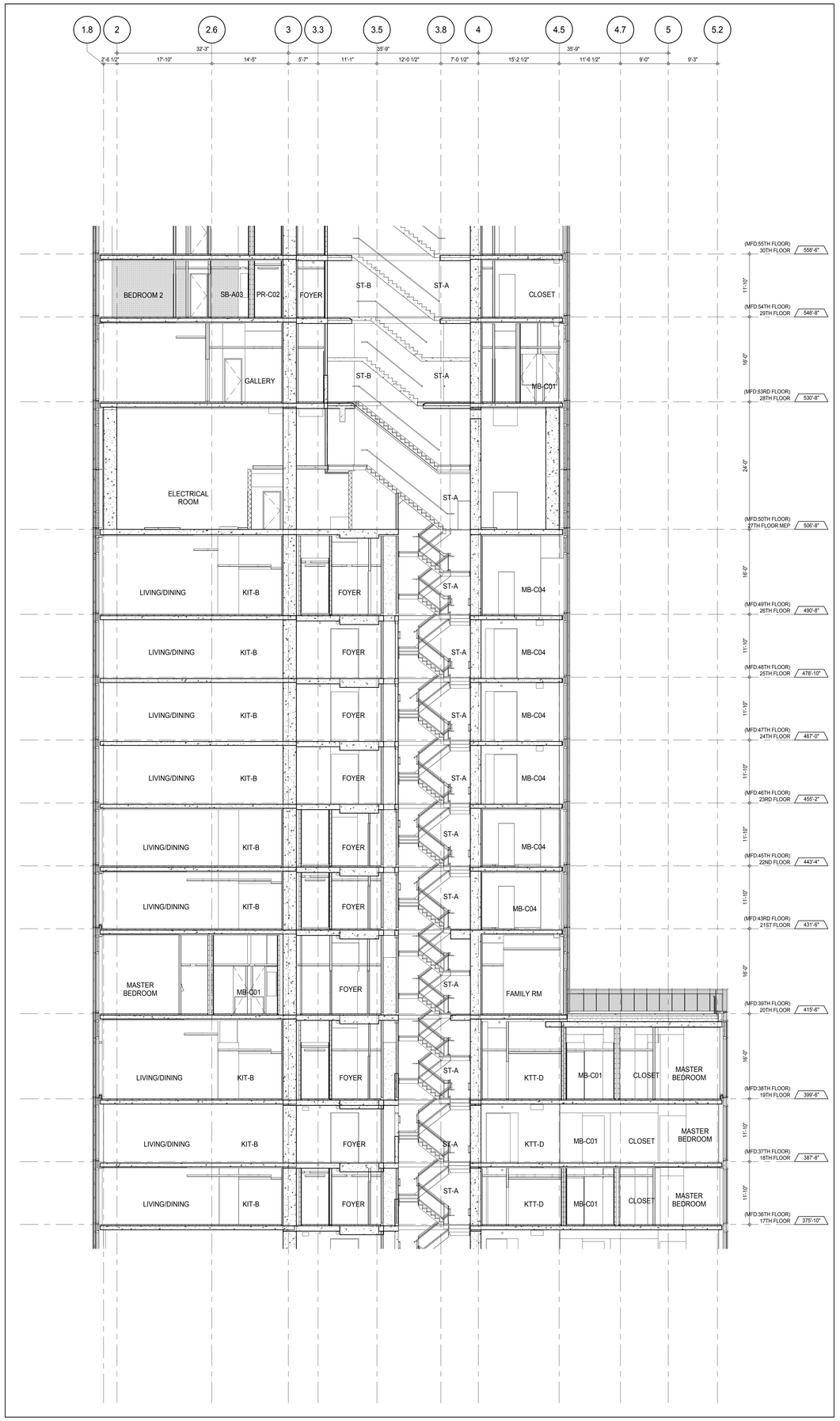

PARTIAL SECTION - NORTH SOUTH - 17TH FLOOR TO 30TH FLOOR (1)
A-306
1/8" = 1'-0"



KEY PLAN:

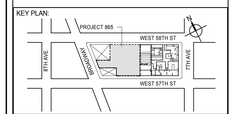

PROJECT NORTH

TRUE NORTH

DEVELOPER:
EXTELL DEVELOPMENT COMPANY
805 THIRD AVENUE, 7TH FLOOR
New York, NY 10022 USA
TEL: 212 712 6000 FAX: 212 712 6100

DESIGN ARCHITECT: Base Building Shell & Core
ADRIAN SMITH + GORDON GILL ARCHITECTURE
111 WEST MONROE STREET SUITE 2300
CHICAGO IL 60603
TEL: 312 920 1888 FAX: 312 920 1775

INTERIOR DESIGNER: Residential
Rottet Architecture and Design Studio, PLLC
298 Fifth Ave, 7th Floor
New York, NY 10001
TEL: 646 998 7000 FAX:

ARCHITECT OF RECORD: Base Building Shell, Core, & Residential
AAI ARCHITECTS, P.C.
401 Wellington St. W., 3rd Floor
Toronto, ON M5V 1E7 Canada
TEL: 416 967 1500 FAX: 416 967 7150

STRUCTURAL ENGINEERS:
WSP CANTOR SEINUK
228 EAST 45th Street
New York, NY 10017 USA
TEL: 212 687 9888 FAX: 646 487 5501

MEP ENGINEERS:
AKF GROUP
165 Broadway, 22nd Floor
New York, NY 10006 USA
TEL: 212 354 5656 FAX: 212 354 5668

GEOTECHNICAL ENGINEERS:
Langan Engineering & Environmental Services
21 Penn Plaza - 360 West 31st Street, 8th Floor
New York, NY 10001-2727
TEL: 212 479 5400 FAX: 212 479 5444

CODE CONSULTANTS:
Construction Consulting Associates
100 Church Street
New York, NY 10007
TEL: 212 385 1818 FAX: 212 385 1911

CURTAINWALL CONSULTANT:
AJLP Consulting
40 Worth Street. Suite 826
New York, NY 10013
TEL: 212 757 5659 FAX: 646 219 8508

LANDMARK/PRESERVATION CONSULTANT:
Jan Hird Pokorny Associates, Inc.
39 West 37th Street, 12A
New York, NY 10018
TEL: 212 759 6462 FAX: 212 759 6540

No.	DESCRIPTION	DATE
1	CD PROGRESS ISSUE 1	15 OCT 14
2	CD PROGRESS ISSUE 2	19 DEC 14
3	D.O.B. SUBMISSION	18 FEB 15
4	CD PROGRESS ISSUE 3	09 MAR 15
	D.O.B. SUBMISSION	27 APR 15
5	CD PROGRESS ISSUE 4	01 JUN 15
6	CD PROGRESS ISSUE 5	10 AUG 15
	D.O.B. AMENDMENT 2	21 SEP 15

0 4'-0" 8'-0" 16'-0"

NOT FOR BID/CONSTRUCTION

Discrepancies must be reported immediately to the Architect before proceeding. Only figured dimensions are to be used. Contractors must check all dimensions on site. This drawing is protected by copyright.

ALL DIMENSIONS ARE SHOWN IN IMPERIAL.

CONSULTANT:
AAI ARCHITECTS, P.C.

PROJECT:
217 WEST 57TH STREET
NEW YORK, NY

DRAWING TITLE:
PARTIAL SECTION - NORTH SOUTH

SEAL & SIGNATURE:
REGISTERED ARCHITECT
ADRIAN DAVID JAMES GILL
NO. 026881
STATE OF NEW YORK

DATE:	15 OCT 14
PROJECT No:	1216-00
DRAWN: Author	REV:
CHK: Checker	6
SCALE: 1/8" = 1'-0"	
DWG No:	A-313.01
DOB PAGE No:	223 of 569

DOB EMPLOYEE STAMP:

DOB B-SCAN:

36" x 48" Arch E SHEET SIZE
FILE NAME: C:\Revit Local Files\EXTELL-865-AAI-TWR-CNE_healarm.rvt
PLOT DATE: 9/22/2015 9:03:28 AM

DEPT OF BLDGS 421208305 Job Number
E350730245 Scan Code

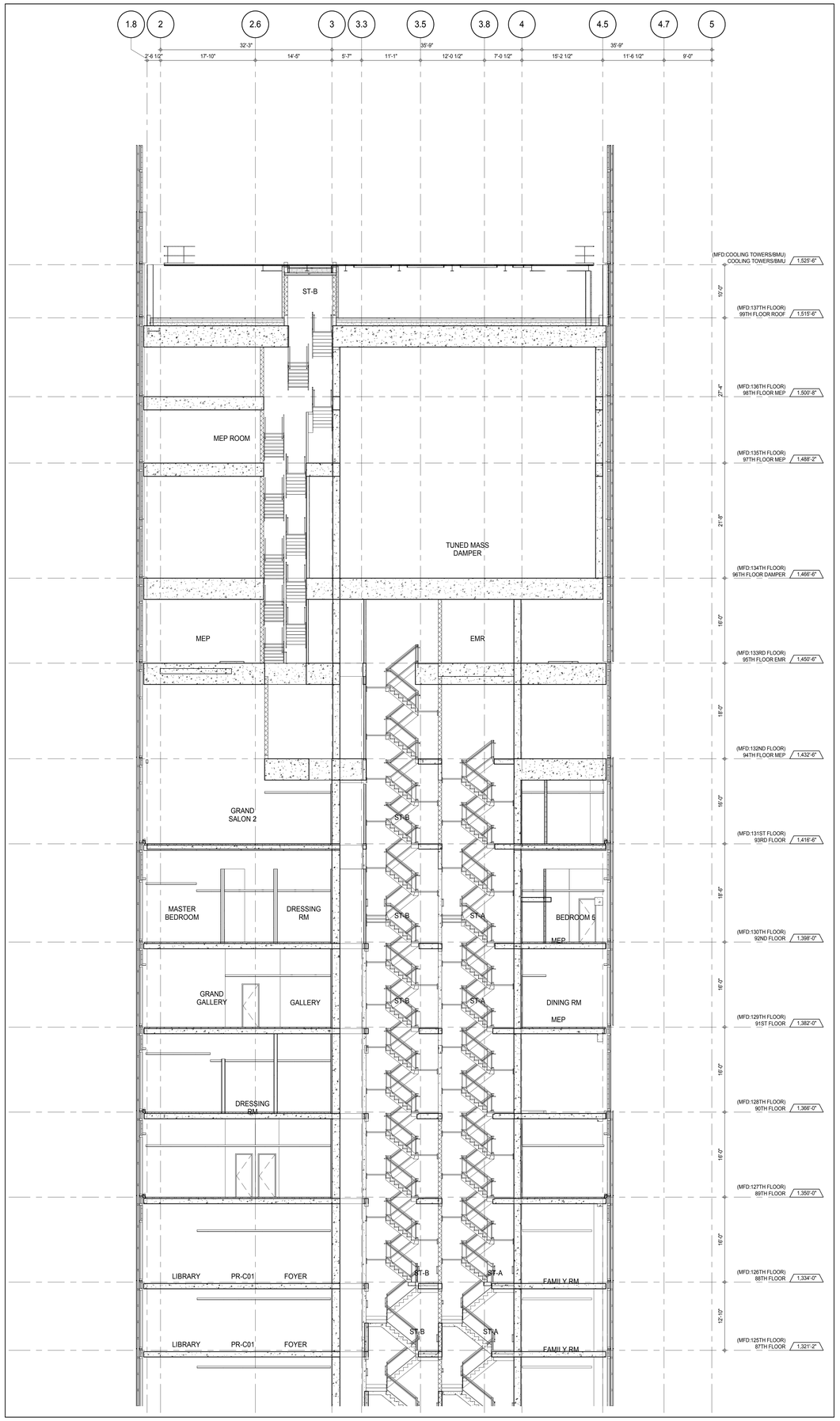

PARTIAL SECTION - NORTH SOUTH - 87TH FLOOR TO TOP OF TOWER

A-306
1/8" = 1'-0"

1

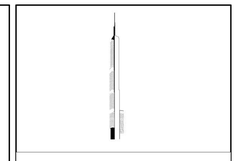

KEY PLAN:

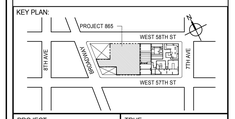

PROJECT NORTH

TRUE NORTH

DEVELOPER:
EXTELL DEVELOPMENT COMPANY
805 THIRD AVENUE, 7TH FLOOR
New York, NY 10022 USA
TEL: 212 712 6000 FAX: 212 712 6100

DESIGN ARCHITECT: Base Building Shell & Core
ADRIAN SMITH + GORDON GILL ARCHITECTURE
111 WEST MONROE STREET SUITE 2300
CHICAGO IL 60603
TEL: 312 920 1888 FAX: 312 920 1775

INTERIOR DESIGNER: Residential
Rottet Architecture and Design Studio, PLLC
298 Fifth Ave, 7th Floor
New York, NY 10001
TEL: 646 998 7000 FAX:

ARCHITECT OF RECORD: Base Building Shell, Core, & Residential
AAI ARCHITECTS, P.C.
401 Wellington St. W., 3rd Floor
Toronto, ON M5V 1E7 Canada
TEL: 416 967 1500 FAX: 416 967 7150

STRUCTURAL ENGINEERS:
WSP CANTOR SEINUK
228 EAST 45th Street
New York, NY 10017 USA
TEL: 212 687 9888 FAX: 646 487 5501

MEP ENGINEERS:
AKF GROUP
165 Broadway, 22nd Floor
New York, NY 10006 USA
TEL: 212 354 5656 FAX: 212 354 5668

GEOTECHNICAL ENGINEERS:
Langan Engineering & Environmental Services
21 Penn Plaza - 360 West 31st Street, 8th Floor
New York, NY 10001-2727
TEL: 212 479 5400 FAX: 212 479 5444

CODE CONSULTANTS:
Construction Consulting Associates
100 Church Street
New York, NY 10007
TEL: 212 385 1818 FAX: 212 385 1911

CURTAINWALL CONSULTANT:
AJLP Consulting
40 Worth Street. Suite 826
New York, NY 10013
TEL: 212 757 5659 FAX: 646 219 8508

LANDMARK/PRESERVATION CONSULTANT:
Jan Hird Pokorny Associates, Inc.
39 West 37th Street, 12A
New York, NY 10018
TEL: 212 759 6462 FAX: 212 759 6540

No.	DESCRIPTION	DATE
1	CD PROGRESS ISSUE 1	15 OCT 14
2	CD PROGRESS ISSUE 2	19 DEC 14
3	D.O.B. SUBMISSION	18 FEB 15
4	CD PROGRESS ISSUE 3	09 MAR 15
	D.O.B. SUBMISSION	27 APR 15
5	CD PROGRESS ISSUE 4	01 JUN 15
6	CD PROGRESS ISSUE 5	10 AUG 15
	D.O.B. AMENDMENT 2	21 SEP 15

0 4' - 0" 8' - 0" 16' - 0"

NOT FOR BID/CONSTRUCTION

Discrepancies must be reported immediately to the Architect before proceeding. Only figured dimensions are to be used. Contractors must check all dimensions on site. This drawing is protected by copyright.

ALL DIMENSIONS ARE SHOWN IN IMPERIAL.

CONSULTANT:

AAI ARCHITECTS, P.C.

PROJECT:

217 WEST 57TH STREET
NEW YORK, NY

DRAWING TITLE:

PARTIAL SECTION - NORTH SOUTH - 87TH FLOOR TO TOP OF TOWER

SEAL & SIGNATURE:

REGISTERED ARCHITECT MICHAEL DAVID JAMES AS 026881 STATE OF NEW YORK

DATE:	15 OCT 14
PROJECT No:	1216-00
DRAWN: Author	REV:
CHK: Checker	6
SCALE: 1/8" = 1'-0"	
DWG No:	A-314.01
DOB PAGE No:	224 of 569

DOB EMPLOYEE STAMP:

DOB B-SCAN:

36" x 48" Arch E SHEET SIZE
FILE NAME: C:\Revit Local Files\EXTELL-865-AAI-TWR-CNF_bueltemi.rvt
PLOT DATE: 6/22/2015 10:37:16 AM

DEPT OF BLDGS 421208305 Job Number
E3800675992 Scan Code

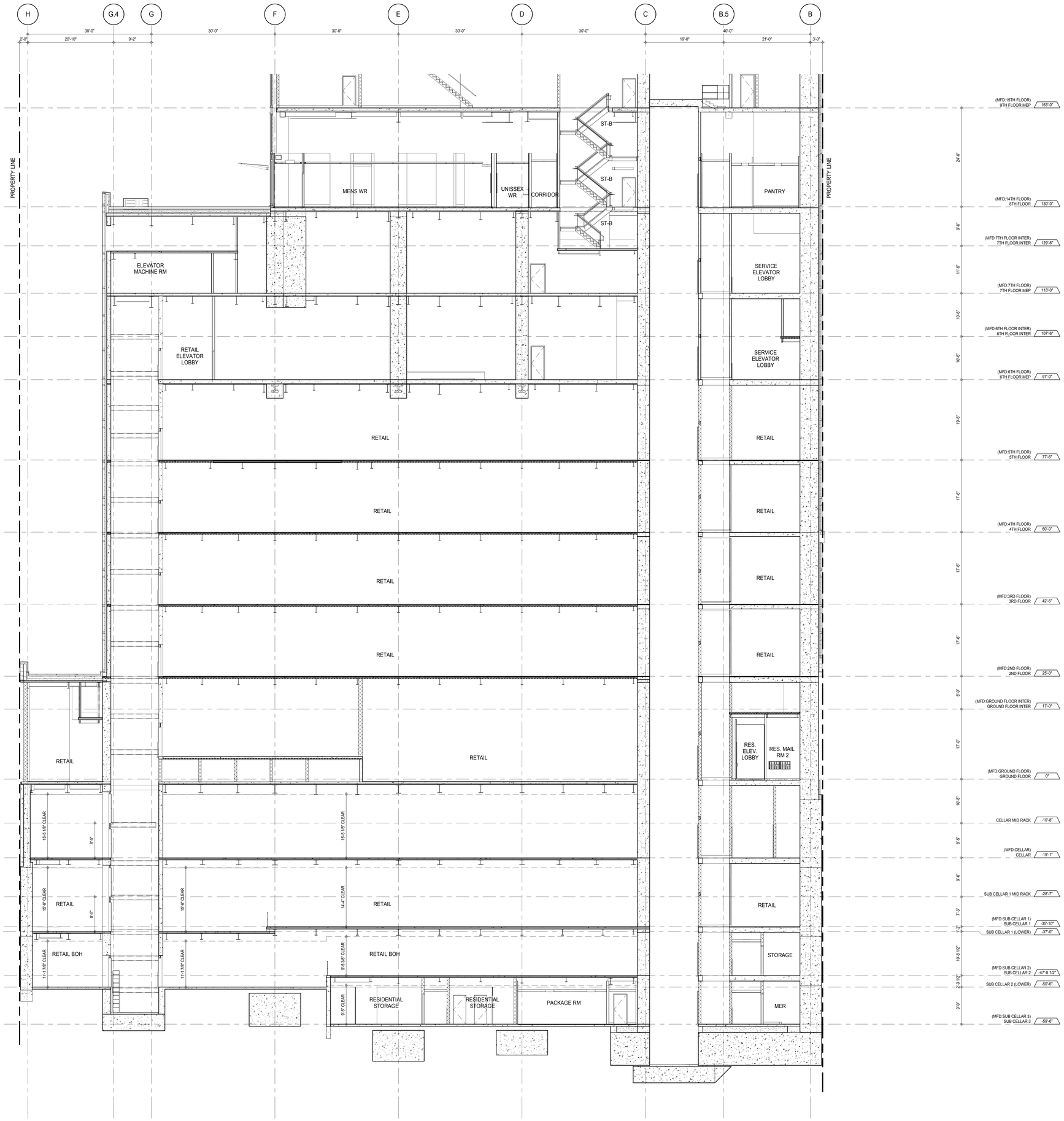

KEY PLAN:

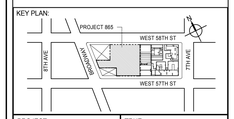

PROJECT NORTH

TRUE NORTH

DEVELOPER:
EXTELL DEVELOPMENT COMPANY
805 THIRD AVENUE, 7TH FLOOR
New York, NY 10022 USA
TEL: 212 712 6000 FAX: 212 712 6100

DESIGN ARCHITECT: Base Building Shell & Core
ADRIAN SMITH + GORDON GILL ARCHITECTURE
111 WEST MONROE STREET SUITE 2300
CHICAGO IL 60603
TEL: 312 920 1888 FAX: 312 920 1775

INTERIOR DESIGNER: Residential
Rottet Architecture and Design Studio, PLLC
298 Fifth Ave, 7th Floor
New York, NY 10001
TEL: 646 998 7000 FAX:

ARCHITECT OF RECORD: Base Building Shell, Core, & Residential
AAI ARCHITECTS, P.C.
401 Wellington St. W., 3rd Floor
Toronto, ON M5V 1E7 Canada
TEL: 416 967 1500 FAX: 416 967 7150

STRUCTURAL ENGINEERS:
WSP CANTOR SEINUK
228 EAST 45th Street
New York, NY 10017 USA
TEL: 212 687 9888 FAX: 646 487 5501

MEP ENGINEERS:
AKF GROUP
165 Broadway, 22nd Floor
New York, NY 10006 USA
TEL: 212 354 5656 FAX: 212 354 5668

GEOTECHNICAL ENGINEERS:
Langan Engineering & Environmental Services
21 Penn Plaza - 360 West 31st Street, 8th Floor
New York, NY 10001-2727
TEL: 212 479 5400 FAX: 212 479 5444

CODE CONSULTANTS:
Construction Consulting Associates
100 Church Street
New York, NY 10007
TEL: 212 385 1818 FAX: 212 385 1911

CURTAINWALL CONSULTANT:
AJLP Consulting
40 Worth Street. Suite 826
New York, NY 10013
TEL: 212 757 5659 FAX: 646 219 8508

LANDMARK/PRESERVATION CONSULTANT:
Jan Hird Pokorny Associates, Inc.
39 West 37th Street, 12A
New York, NY 10018
TEL: 212 759 6462 FAX: 212 759 6540

No.	DESCRIPTION	DATE
1	CD PROGRESS ISSUE 1	15 OCT 14
2	CD PROGRESS ISSUE 2	19 DEC 14
3	D.O.B. SUBMISSION	18 FEB 15
4	CD PROGRESS ISSUE 3	09 MAR 15
	D.O.B. SUBMISSION	27 APR 15
5	CD PROGRESS ISSUE 4	01 JUN 15
	D.O.B. AMENDMENT 1	24 JUL 15
6	CD PROGRESS ISSUE 5	10 AUG 15
	D.O.B. AMENDMENT 2	21 SEP 15

0 4'-0" 8'-0" 16'-0"

NOT FOR BID/CONSTRUCTION

Discrepancies must be reported immediately to the Architect before proceeding. Only figured dimensions are to be used. Contractors must check all dimensions on site. This drawing is protected by copyright.

ALL DIMENSIONS ARE SHOWN IN IMPERIAL.

CONSULTANT:

AAI ARCHITECTS, P.C.

PROJECT:

217 WEST 57TH STREET
NEW YORK, NY

DRAWING TITLE:

PARTIAL SECTION - EAST WEST - SC3 TO 9TH FLOOR

SEAL & SIGNATURE:

REGISTERED ARCHITECT ANDRE DAVID JAMES NYS 028861 STATE OF NEW YORK

DATE:	15 OCT 14
PROJECT No:	1216-00
DRAWN: Author	REV: 6
CHK: Checker	
SCALE: 1/8" = 1'-0"	
DWG No:	A-316.02
DOB PAGE No:	225 of 569

DOB EMPLOYEE STAMP:

DOB B-SCAN:

36" x 48" Arch E SHEET SIZE
FILE NAME: C:\Revit Local Files\EXTELL-865-AAI-TWR-CNE_hadams.rvt
PLOT DATE: 9/22/2015 9:32:59 AM

DEPT OF BLDGS 421206305 Job Number
E350105454 Scan Code

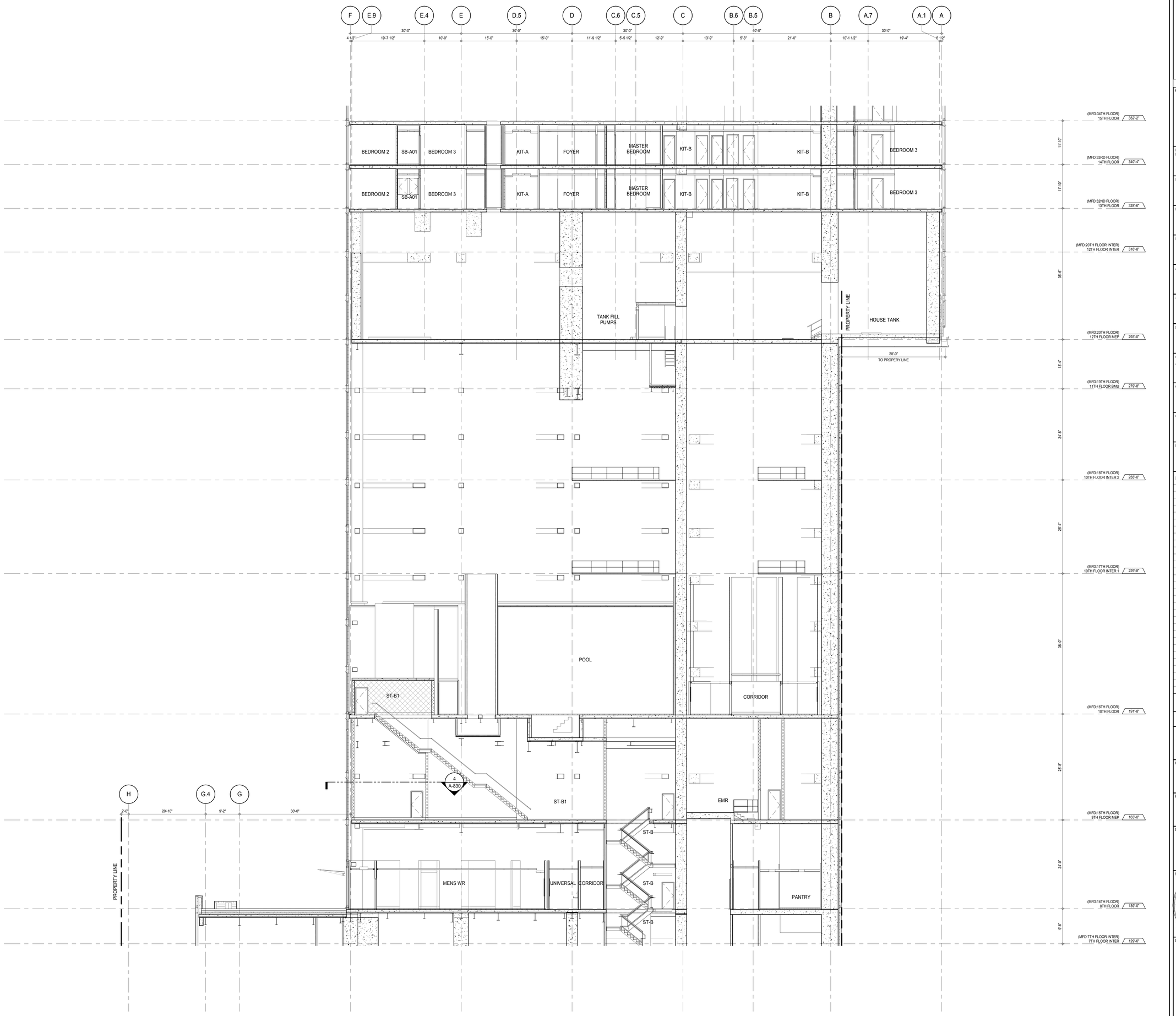



KEY PLAN:

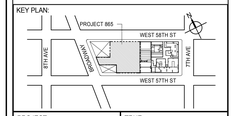

PROJECT NORTH

TRUE NORTH

DEVELOPER:
EXTELL DEVELOPMENT COMPANY
805 THIRD AVENUE, 7TH FLOOR
New York, NY 10022 USA
TEL: 212 712 6000 FAX: 212 712 6100

DESIGN ARCHITECT: Base Building Shell & Core
ADRIAN SMITH + GORDON GILL ARCHITECTURE
111 WEST MONROE STREET SUITE 2300
CHICAGO IL 60603
TEL: 312 920 1888 FAX: 312 920 1775

INTERIOR DESIGNER: Residential
Rottet Architecture and Design Studio, PLLC
298 Fifth Ave, 7th Floor
New York, NY 10001
TEL: 646 998 7000 FAX:

ARCHITECT OF RECORD: Base Building Shell, Core, & Residential
AAI ARCHITECTS, P.C.
401 Wellington St. W., 3rd Floor
Toronto, ON M5V 1E7 Canada
TEL: 416 967 1500 FAX: 416 967 7150

STRUCTURAL ENGINEERS:
WSP CANTOR SEINUK
228 EAST 45th Street
New York, NY 10017 USA
TEL: 212 687 9888 FAX: 646 487 5501

MEP ENGINEERS:
AKF GROUP
165 Broadway, 22nd Floor
New York, NY 10006 USA
TEL: 212 354 5656 FAX: 212 354 5668

GEOTECHNICAL ENGINEERS:
Langan Engineering & Environmental Services
21 Penn Plaza - 360 West 31st Street, 8th Floor
New York, NY 10001-2727
TEL: 212 479 5400 FAX: 212 479 5444

CODE CONSULTANTS:
Construction Consulting Associates
100 Church Street
New York, NY 10007
TEL: 212 385 1818 FAX: 212 385 1911

CURTAINWALL CONSULTANT:
AJLP Consulting
40 Worth Street. Suite 826
New York, NY 10013
TEL: 212 757 5659 FAX: 646 219 8508

LANDMARK/PRESERVATION CONSULTANT:
Jan Hird Pokorny Associates, Inc.
39 West 37th Street, 12A
New York, NY 10018
TEL: 212 759 6462 FAX: 212 759 6540

No.	DESCRIPTION	DATE
1	CD PROGRESS ISSUE 1	15 OCT 14
2	CD PROGRESS ISSUE 2	19 DEC 14
3	D.O.B. SUBMISSION	18 FEB 15
4	CD PROGRESS ISSUE 3	09 MAR 15
	D.O.B. SUBMISSION	27 APR 15
5	CD PROGRESS ISSUE 4	01 JUN 15
6	CD PROGRESS ISSUE 5	10 AUG 15
	D.O.B. AMENDMENT 2	21 SEP 15

0 4' - 0" 8' - 0" 16' - 0"

NOT FOR BID/CONSTRUCTION

Discrepancies must be reported immediately to the Architect before proceeding. Only figured dimensions are to be used. Contractors must check all dimensions on site. This drawing is protected by copyright.

ALL DIMENSIONS ARE SHOWN IN IMPERIAL.

CONSULTANT:

AAI ARCHITECTS, P.C.

PROJECT:

217 WEST 57TH STREET
NEW YORK, NY

DRAWING TITLE:

PARTIAL SECTION - EAST WEST - 8TH FLOOR TO 15TH FLOOR

SEAL & SIGNATURE:

REGISTERED ARCHITECT JAMES DAVID JAMES 028881 STATE OF NEW YORK

DATE:	15 OCT 14
PROJECT No:	1216-00
DRAWN: Author	REV:
CHK: Checker	6
SCALE: 1/8" = 1'-0"	
DWG No:	A-317.01
DOB PAGE No:	226 of 569

DOB EMPLOYEE STAMP:

DOB B-SCAN:

36" x 48" Arch E SHEET SIZE
FILE NAME: C:\Revit Local Files\EXTELL-865-AAI-TWR-CNF_hudsonn.rvt
PLOT DATE: 9/8/2015 10:52:29 AM

DEPT OF BLDGS 421263626 Job Number
E303120758US Scan Code

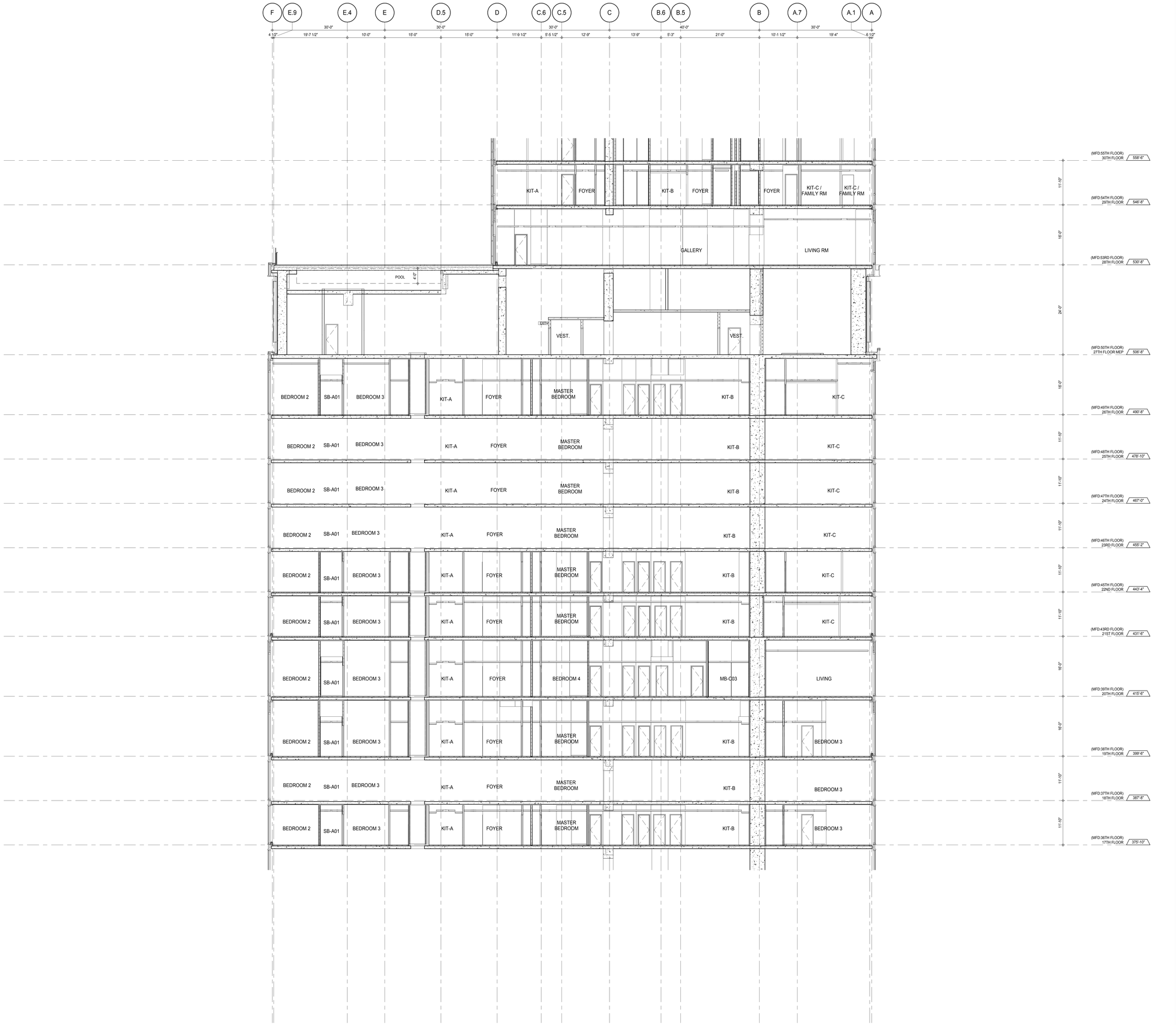

KEY PLAN:

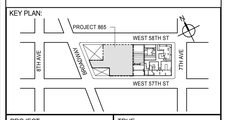

PROJECT NORTH

TRUE NORTH

DEVELOPER:
EXTELL DEVELOPMENT COMPANY
805 THIRD AVENUE, 7TH FLOOR
New York, NY 10022 USA
TEL: 212 712 6000 FAX: 212 712 6100

DESIGN ARCHITECT: Base Building Shell & Core
ADRIAN SMITH + GORDON GILL ARCHITECTURE
111 WEST MONROE STREET SUITE 2300
CHICAGO IL 60603
TEL: 312 920 1888 FAX: 312 920 1775

INTERIOR DESIGNER: Residential
Rottet Architecture and Design Studio, PLLC
298 Fifth Ave, 7th Floor
New York, NY 10001
TEL: 646 998 7000 FAX:

ARCHITECT OF RECORD: Base Building Shell, Core, & Residential
AAI ARCHITECTS, P.C.
401 Wellington St. W., 3rd Floor
Toronto, ON M5V 1E7 Canada
TEL: 416 967 1500 FAX: 416 967 7150

STRUCTURAL ENGINEERS:
WSP CANTOR SEINUK
228 EAST 45th Street
New York, NY 10017 USA
TEL: 212 687 9888 FAX: 646 487 5501

MEP ENGINEERS:
AKF GROUP
165 Broadway, 22nd Floor
New York, NY 10006 USA
TEL: 212 354 5656 FAX: 212 354 5668

GEOTECHNICAL ENGINEERS:
Langan Engineering & Environmental Services
21 Penn Plaza - 360 West 31st Street, 8th Floor
New York, NY 10001-2727
TEL: 212 479 5400 FAX: 212 479 5444

CODE CONSULTANTS:
Construction Consulting Associates
100 Church Street
New York, NY 10007
TEL: 212 385 1818 FAX: 212 385 1911

CURTAINWALL CONSULTANT:
AJLP Consulting
40 Worth Street. Suite 826
New York, NY 10013
TEL: 212 757 5659 FAX: 646 219 8508

LANDMARK/PRESERVATION CONSULTANT:
Jan Hird Pokorny Associates, Inc.
39 West 37th Street, 12A
New York, NY 10018
TEL: 212 759 6462 FAX: 212 759 6540

No.	DESCRIPTION	DATE
1	CD PROGRESS ISSUE 1	15 OCT 14
2	CD PROGRESS ISSUE 2	19 DEC 14
3	D.O.B. SUBMISSION	18 FEB 15
4	CD PROGRESS ISSUE 3	09 MAR 15
	D.O.B. SUBMISSION	27 APR 15
5	CD PROGRESS ISSUE 4	01 JUN 15
6	CD PROGRESS ISSUE 5	10 AUG 15
	D.O.B. AMENDMENT 2	21 SEP 15

0 4' - 0" 8' - 0" 16' - 0"

NOT FOR BID/CONSTRUCTION

Discrepancies must be reported immediately to the Architect before proceeding. Only figured dimensions are to be used. Contractors must check all dimensions on site. This drawing is protected by copyright.

ALL DIMENSIONS ARE SHOWN IN IMPERIAL.

CONSULTANT:

AAI ARCHITECTS, P.C.

PROJECT:

217 WEST 57TH STREET
NEW YORK, NY

DRAWING TITLE:

PARTIAL SECTION - EAST WEST - 17TH FLOOR TO 30TH FLOOR

SEAL & SIGNATURE:

REGISTERED ARCHITECT RENE DAVID JAUREGI 026885 STATE OF NEW YORK

DATE:	15 OCT 14
PROJECT No:	1216-00
DRAWN: Author	REV:
CHK: Checker	6
SCALE: 1/8" = 1'-0"	
DWG No:	A-318.01
DOB PAGE No:	227 of 569

DOB EMPLOYEE STAMP:

DOB B-SCAN:

36" x 48" Arch E SHEET SIZE
FILE NAME: C:\Revit Local Files\EXTELL-865-AAI-TWR-CNF_Jaureglo.rvt
PLOT DATE: 6/2/2015 10:52:42 AM

DEPT OF BLDGS 421208305 Job Number
E3046602060 Scan Code

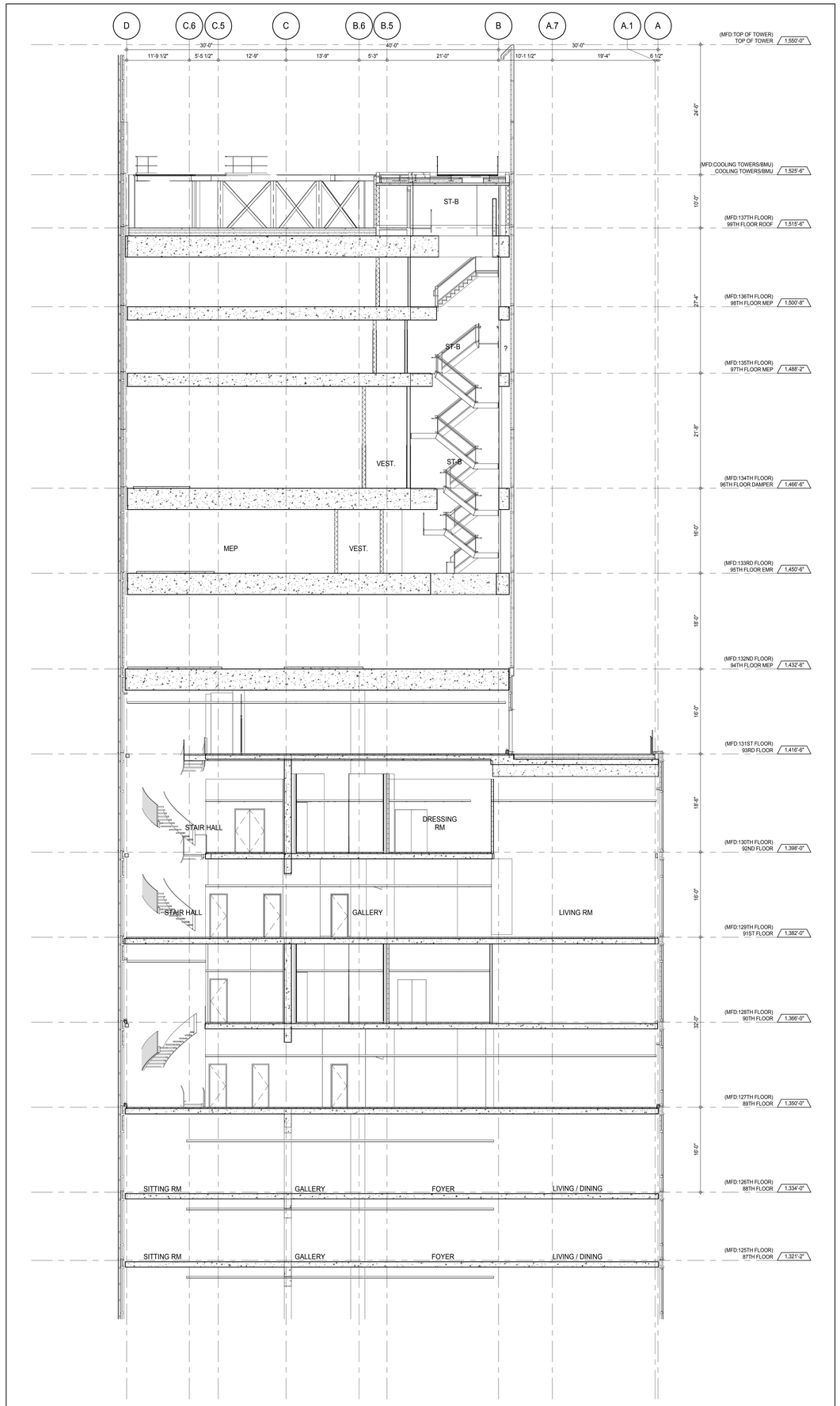

PARTIAL SECTION - EAST WEST - 87TH FLOOR TO TOP OF TOWER 3
A-306
1/8" = 1'-0"

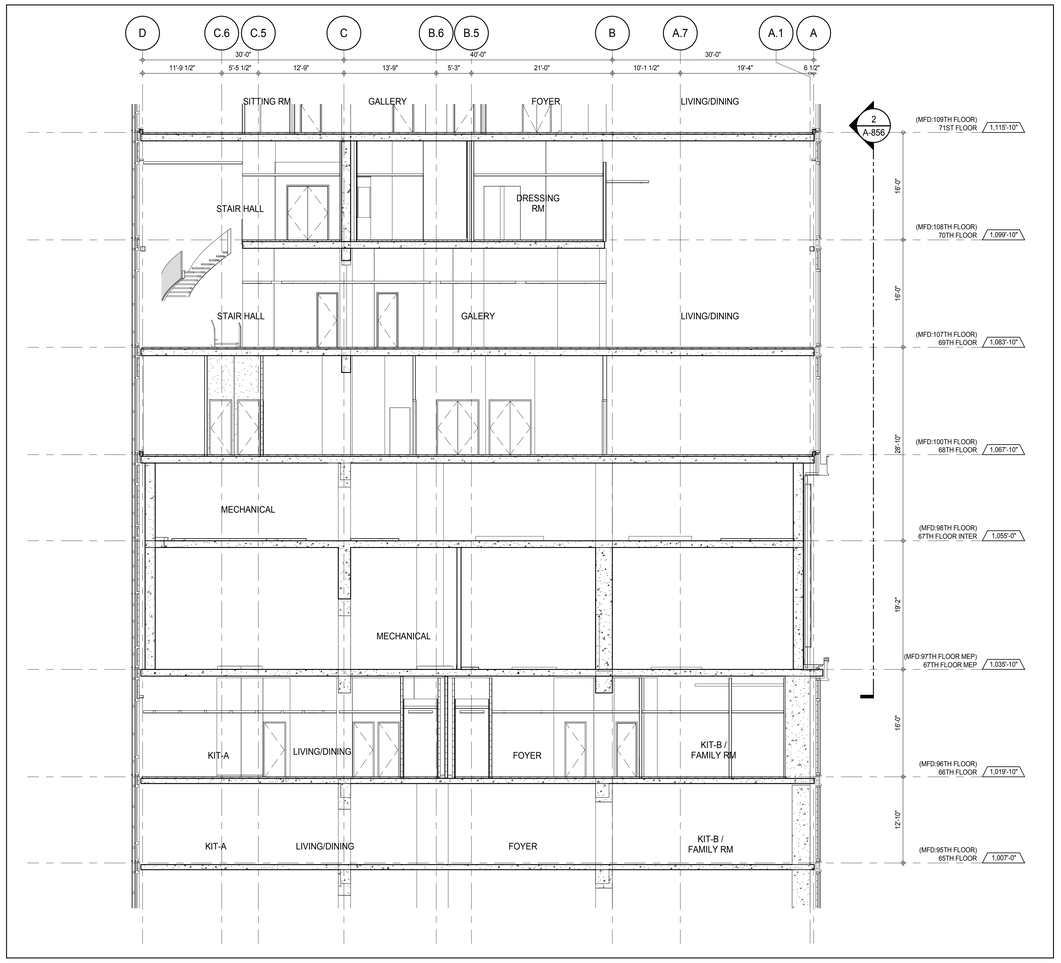

PARTIAL SECTION - EAST WEST - 65TH FLOOR TO 71ST FLOOR 2
A-306
1/8" = 1'-0"

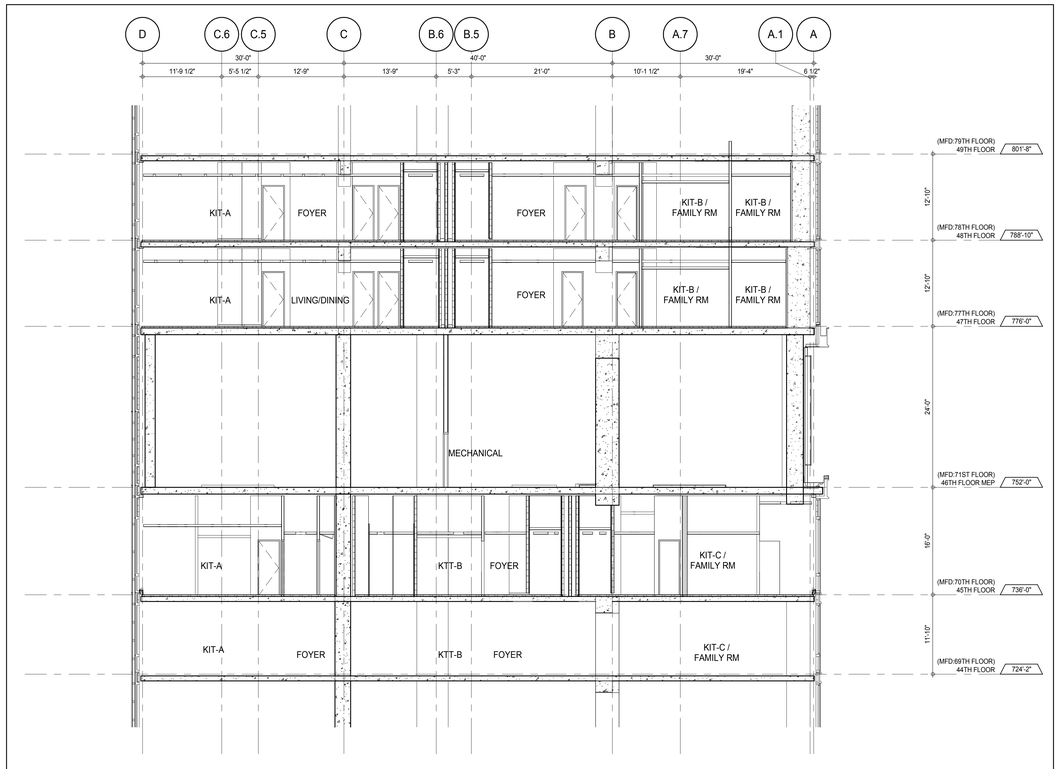

PARTIAL SECTION - EAST WEST - 44TH FLOOR TO 49TH FLOOR 1
A-306
1/8" = 1'-0"

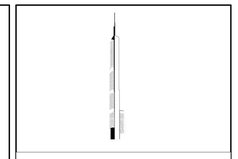

KEY PLAN:

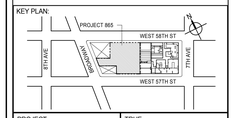

PROJECT NORTH

TRUE NORTH

DEVELOPER:
EXTELL DEVELOPMENT COMPANY
805 THIRD AVENUE, 7TH FLOOR
New York, NY 10022 USA
TEL: 212 712 6000 FAX: 212 712 6100

DESIGN ARCHITECT: Base Building Shell & Core
ADRIAN SMITH + GORDON GILL ARCHITECTURE
111 WEST MONROE STREET SUITE 2300
CHICAGO IL 60603
TEL: 312 920 1888 FAX: 312 920 1775

INTERIOR DESIGNER: Residential
Rottet Architecture and Design Studio, PLLC
298 Fifth Ave, 7th Floor
New York, NY 10001
TEL: 646 998 7000 FAX:

ARCHITECT OF RECORD: Base Building Shell, Core, & Residential
AAI ARCHITECTS, P.C.
401 Wellington St. W., 3rd Floor
Toronto, ON M5V 1E7 Canada
TEL: 416 967 1500 FAX: 416 967 7150

STRUCTURAL ENGINEERS:
WSP CANTOR SEINUK
228 EAST 45th Street
New York, NY 10017 USA
TEL: 212 687 9888 FAX: 646 487 5501

MEP ENGINEERS:
AKF GROUP
165 Broadway, 22nd Floor
New York, NY 10006 USA
TEL: 212 354 5656 FAX: 212 354 5668

GEOTECHNICAL ENGINEERS:
Langan Engineering & Environmental Services
21 Penn Plaza - 360 West 31st Street, 8th Floor
New York, NY 10001-2727
TEL: 212 479 5400 FAX: 212 479 5444

CODE CONSULTANTS:
Construction Consulting Associates
100 Church Street
New York, NY 10007
TEL: 212 385 1818 FAX: 212 385 1911

CURTAINWALL CONSULTANT:
AJLP Consulting
40 Worth Street. Suite 826
New York, NY 10013
TEL: 212 757 5659 FAX: 646 219 8508

LANDMARK/PRESERVATION CONSULTANT:
Jan Hird Pokorny Associates, Inc.
39 West 37th Street, 12A
New York, NY 10018
TEL: 212 759 6462 FAX: 212 759 6540

No.	DESCRIPTION	DATE
1	CD PROGRESS ISSUE 1	15 OCT 14
2	CD PROGRESS ISSUE 2	19 DEC 14
3	D.O.B. SUBMISSION	18 FEB 15
4	CD PROGRESS ISSUE 3	09 MAR 15
	D.O.B. SUBMISSION	27 APR 15
5	CD PROGRESS ISSUE 4	01 JUN 15
6	CD PROGRESS ISSUE 5	10 AUG 15
	D.O.B. AMENDMENT 2	21 SEP 15

0 4' - 0" 8' - 0" 16' - 0"

NOT FOR BID/CONSTRUCTION

Discrepancies must be reported immediately to the Architect before proceeding. Only figured dimensions are to be used. Contractors must check all dimensions on site. This drawing is protected by copyright.

ALL DIMENSIONS ARE SHOWN IN IMPERIAL.

CONSULTANT:

AAI ARCHITECTS, P.C.

PROJECT:

217 WEST 57TH STREET
NEW YORK, NY

DRAWING TITLE:

PARTIAL SECTION - EAST WEST

SEAL & SIGNATURE:

REGISTERED ARCHITECT WAYNE DAVID JARRETT No. 028881 STATE OF NEW YORK

DATE:	15 OCT 14
PROJECT No:	1216-00
DRAWN: Author	REV:
CHK: Checker	6
SCALE: 1/8" = 1'-0"	
DWG No:	**A-319.01**
DOB PAGE No:	228 of 569

DOB EMPLOYEE STAMP:

DOB B-SCAN:

36" x 48" Arch E SHEET SIZE
FILE NAME: C:\Revit Local Files\EXTELL-865-AAI-TWR-CNF_hardwirh.rvt
PLOT DATE: 9/22/2015 5:33:53 AM

DEPT OF BLDGS 421263626 Job Number
E290135.0005 Scan Code

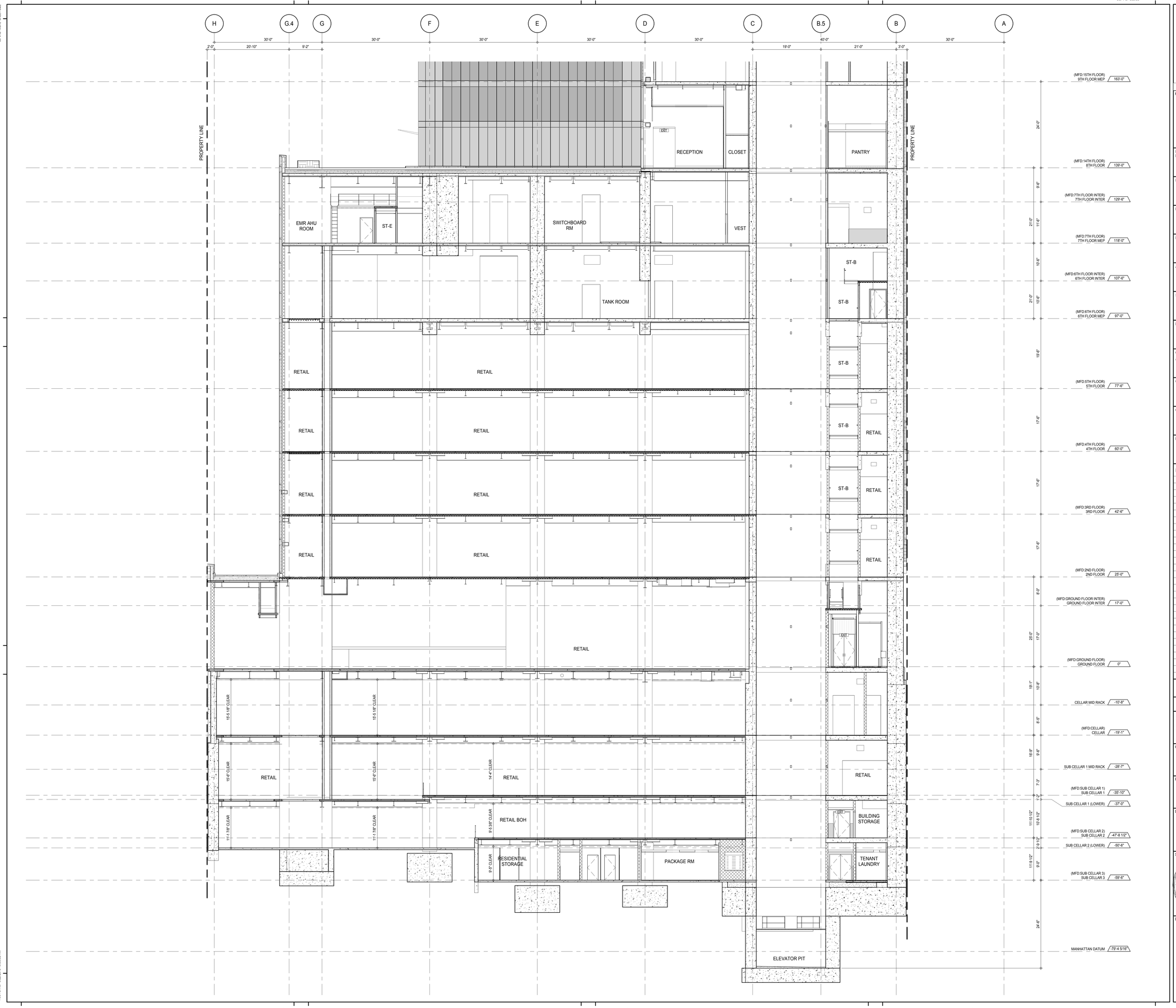

KEY PLAN:

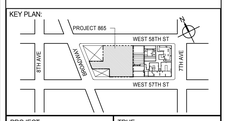

PROJECT NORTH

TRUE NORTH

DEVELOPER:
EXTELL DEVELOPMENT COMPANY
805 THIRD AVENUE, 7TH FLOOR
New York, NY 10022 USA
TEL: 212 712 6000 FAX: 212 712 6100

DESIGN ARCHITECT: Base Building Shell & Core
ADRIAN SMITH + GORDON GILL ARCHITECTURE
111 WEST MONROE STREET SUITE 2300
CHICAGO IL 60603
TEL: 312 920 1888 FAX: 312 920 1775

INTERIOR DESIGNER: Residential
Rottet Architecture and Design Studio, PLLC
298 Fifth Ave, 7th Floor
New York, NY 10001
TEL: 646 998 7000 FAX:

ARCHITECT OF RECORD: Base Building Shell, Core, & Residential
AAI ARCHITECTS, P.C.
401 Wellington St. W., 3rd Floor
Toronto, ON M5V 1E7 Canada
TEL: 416 967 1500 FAX: 416 967 7150

STRUCTURAL ENGINEERS:
WSP CANTOR SEINUK
228 EAST 45th Street
New York, NY 10017 USA
TEL: 212 687 9888 FAX: 646 487 5501

MEP ENGINEERS:
AKF GROUP
165 Broadway, 22nd Floor
New York, NY 10006 USA
TEL: 212 354 5656 FAX: 212 354 5668

GEOTECHNICAL ENGINEERS:
Langan Engineering & Environmental Services
21 Penn Plaza - 360 West 31st Street, 8th Floor
New York, NY 10001-2727
TEL: 212 479 5400 FAX: 212 479 5444

CODE CONSULTANTS:
Construction Consulting Associates
100 Church Street
New York, NY 10007
TEL: 212 385 1818 FAX: 212 385 1911

CURTAINWALL CONSULTANT:
AJLP Consulting
40 Worth Street. Suite 826
New York, NY 10013
TEL: 212 757 5659 FAX: 646 219 8508

LANDMARK/PRESERVATION CONSULTANT:
Jan Hird Pokorny Associates, Inc.
39 West 37th Street, 12A
New York, NY 10018
TEL: 212 759 6462 FAX: 212 759 6540

No.	DESCRIPTION	DATE
1	CD PROGRESS ISSUE 1	15 OCT 14
2	CD PROGRESS ISSUE 2	19 DEC 14
3	D.O.B. SUBMISSION	18 FEB 15
4	CD PROGRESS ISSUE 3	09 MAR 15
	D.O.B. SUBMISSION	27 APR 15
5	CD PROGRESS ISSUE 4	01 JUN 15
	D.O.B. AMENDMENT 1	24 JUL 15
6	CD PROGRESS ISSUE 5	10 AUG 15
	D.O.B. AMENDMENT 2	21 SEP 15

0 4' - 0" 8' - 0" 16' - 0"

NOT FOR BID/CONSTRUCTION

Discrepancies must be reported immediately to the Architect before proceeding. Only figured dimensions are to be used. Contractors must check all dimensions on site. This drawing is protected by copyright.

ALL DIMENSIONS ARE SHOWN IN IMPERIAL.

CONSULTANT:

AAI ARCHITECTS, P.C.

PROJECT:

217 WEST 57TH STREET
NEW YORK, NY

DRAWING TITLE:

PARTIAL SECTION - EAST WEST - SC3 TO 9TH FLOOR

SEAL & SIGNATURE:

REGISTERED ARCHITECT ADE DAVID JAGER No. 022858 STATE OF NEW YORK

DATE:	15 OCT 14
PROJECT No:	1216-00
DRAWN: Author	REV: 6
CHK: Checker	
SCALE: 1/8" = 1'-0"	
DWG No:	A-322.02
DOB PAGE No:	229 of 569

DOB EMPLOYEE STAMP:

DOB B-SCAN:

36" x 48" Arch E SHEET SIZE
FILE NAME: C:\Revit Local Files\EXTELL-865-AAI-TWR-CNF_master.rvt
PLOT DATE: 9/22/2015 9:53:32 AM

DEPT OF BLDGS 121253626 Job Number
E353387991X Scan Code

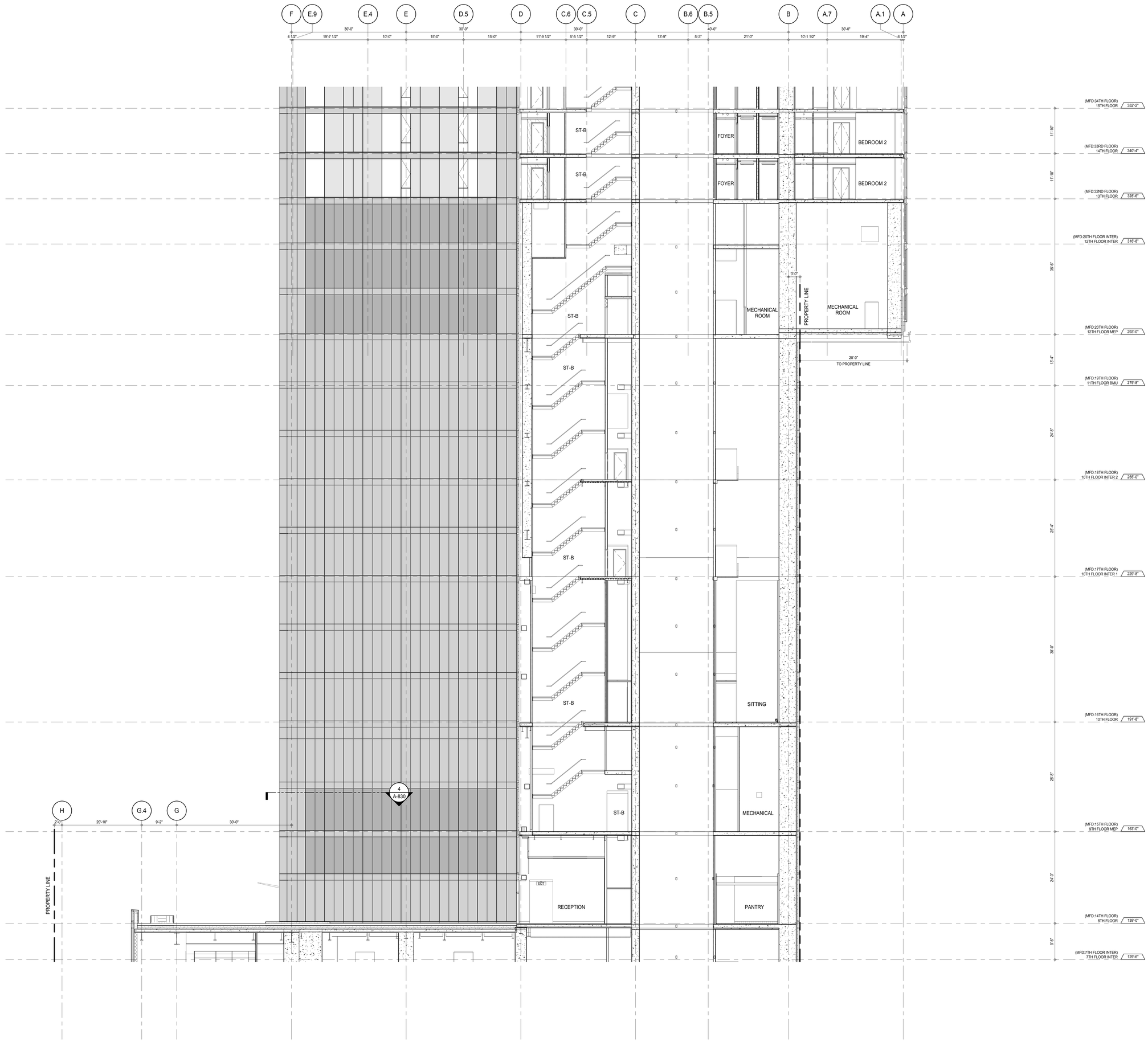



KEY PLAN:

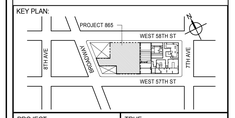

PROJECT NORTH:

TRUE NORTH

DEVELOPER:
EXTELL DEVELOPMENT COMPANY
805 THIRD AVENUE, 7TH FLOOR
New York, NY 10022 USA
TEL: 212 712 6000 FAX: 212 712 6100

DESIGN ARCHITECT: Base Building Shell & Core
ADRIAN SMITH + GORDON GILL ARCHITECTURE
111 WEST MONROE STREET SUITE 2300
CHICAGO IL 60603
TEL: 312 920 1888 FAX: 312 920 1775

INTERIOR DESIGNER: Residential
Rottet Architecture and Design Studio, PLLC
298 Fifth Ave, 7th Floor
New York, NY 10001
TEL: 646 998 7000 FAX:

ARCHITECT OF RECORD: Base Building Shell, Core, & Residential
AAI ARCHITECTS, P.C.
401 Wellington St. W., 3rd Floor
Toronto, ON M5V 1E7 Canada
TEL: 416 967 1500 FAX: 416 967 7150

STRUCTURAL ENGINEERS:
WSP CANTOR SEINUK
228 EAST 45th Street
New York, NY 10017 USA
TEL: 212 687 9888 FAX: 646 487 5501

MEP ENGINEERS:
AKF GROUP
165 Broadway, 22nd Floor
New York, NY 10006 USA
TEL: 212 354 5656 FAX: 212 354 5668

GEOTECHNICAL ENGINEERS:
Langan Engineering & Environmental Services
21 Penn Plaza - 360 West 31st Street, 8th Floor
New York, NY 10001-2727
TEL: 212 479 5400 FAX: 212 479 5444

CODE CONSULTANTS:
Construction Consulting Associates
100 Church Street
New York, NY 10007
TEL: 212 385 1818 FAX: 212 385 1911

CURTAINWALL CONSULTANT:
AJLP Consulting
40 Worth Street. Suite 826
New York, NY 10013
TEL: 212 757 5659 FAX: 646 219 8508

LANDMARK/PRESERVATION CONSULTANT:
Jan Hird Pokorny Associates, Inc.
39 West 37th Street, 12A
New York, NY 10018
TEL: 212 759 6462 FAX: 212 759 6540

No.	DESCRIPTION	DATE
1	CD PROGRESS ISSUE 1	15 OCT 14
2	CD PROGRESS ISSUE 2	19 DEC 14
3	D.O.B. SUBMISSION	18 FEB 15
4	CD PROGRESS ISSUE 3	09 MAR 15
	D.O.B. SUBMISSION	27 APR 15
5	CD PROGRESS ISSUE 4	01 JUN 15
6	CD PROGRESS ISSUE 5	10 AUG 15
	D.O.B. AMENDMENT 2	21 SEP 15

0 4' - 0" 8' - 0" 16' - 0"

NOT FOR BID/CONSTRUCTION

Discrepancies must be reported immediately to the Architect before proceeding. Only figured dimensions are to be used. Contractors must check all dimensions on site. This drawing is protected by copyright.

ALL DIMENSIONS ARE SHOWN IN IMPERIAL.

CONSULTANT:

AAI ARCHITECTS, P.C.

PROJECT:

217 WEST 57TH STREET
NEW YORK, NY

DRAWING TITLE:

PARTIAL SECTION - EAST WEST - 8TH FLOOR TO 15TH FLOOR

SEAL & SIGNATURE:

REGISTERED ARCHITECT WILFRED DAVID JANSSEN No. 028881 STATE OF NEW YORK

DATE:	15 OCT 14
PROJECT No:	1216-00
DRAWN: Author	REV:
CHK: Checker	6
SCALE: 1/8" = 1'-0"	
DWG No:	A-323.01
DOB PAGE No:	230 of 569

DOB EMPLOYEE STAMP:

DOB B-SCAN:

FILE NAME: C:\Revit Local Files\EXTELL-865-AAI-TWR-CNF_Jsellers.rvt
PLOT DATE: 8/20/2015 10:33:50 AM

DEPT OF BLDGS 121253575 Job Number
E300569995K Scan Code

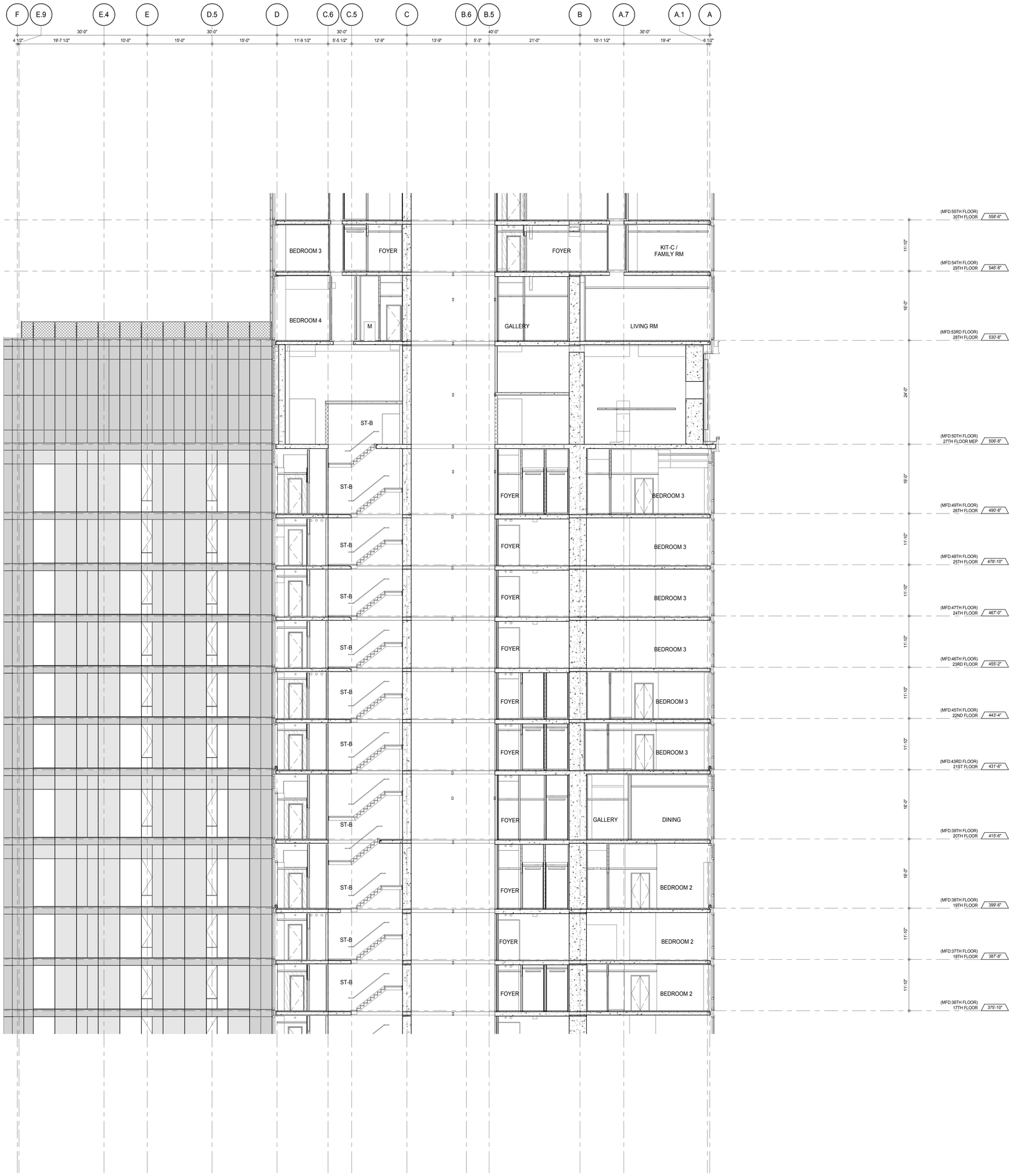

KEY PLAN:

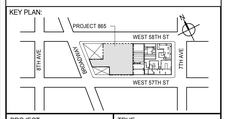

PROJECT NORTH

TRUE NORTH

DEVELOPER:
EXTELL DEVELOPMENT COMPANY
805 THIRD AVENUE, 7TH FLOOR
New York, NY 10022 USA
TEL: 212 712 6000 FAX: 212 712 6100

DESIGN ARCHITECT: Base Building Shell & Core
ADRIAN SMITH + GORDON GILL ARCHITECTURE
111 WEST MONROE STREET SUITE 2300
CHICAGO IL 60603
TEL: 312 920 1888 FAX: 312 920 1775

INTERIOR DESIGNER: Residential
Rottet Architecture and Design Studio, PLLC
298 Fifth Ave, 7th Floor
New York, NY 10001
TEL: 646 998 7000 FAX:

ARCHITECT OF RECORD: Base Building Shell, Core, & Residential
AAI ARCHITECTS, P.C.
401 Wellington St. W., 3rd Floor
Toronto, ON M5V 1E7 Canada
TEL: 416 967 1500 FAX: 416 967 7150

STRUCTURAL ENGINEERS:
WSP CANTOR SEINUK
228 EAST 45th Street
New York, NY 10017 USA
TEL: 212 687 9888 FAX: 646 487 5501

MEP ENGINEERS:
AKF GROUP
165 Broadway, 22nd Floor
New York, NY 10006 USA
TEL: 212 354 5656 FAX: 212 354 5668

GEOTECHNICAL ENGINEERS:
Langan Engineering & Environmental Services
21 Penn Plaza - 360 West 31st Street, 8th Floor
New York, NY 10001-2727
TEL: 212 479 5400 FAX: 212 479 5444

CODE CONSULTANTS:
Construction Consulting Associates
100 Church Street
New York, NY 10007
TEL: 212 385 1818 FAX: 212 385 1911

CURTAINWALL CONSULTANT:
AJLP Consulting
40 Worth Street. Suite 826
New York, NY 10013
TEL: 212 757 5659 FAX: 646 219 8508

LANDMARK/PRESERVATION CONSULTANT:
Jan Hird Pokorny Associates, Inc.
39 West 37th Street, 12A
New York, NY 10018
TEL: 212 759 6462 FAX: 212 759 6540

No.	DESCRIPTION	DATE
1	CD PROGRESS ISSUE 1	15 OCT 14
2	CD PROGRESS ISSUE 2	19 DEC 14
3	D.O.B. SUBMISSION	18 FEB 15
4	CD PROGRESS ISSUE 3	09 MAR 15
	D.O.B. SUBMISSION	27 APR 15
5	CD PROGRESS ISSUE 4	01 JUN 15
6	CD PROGRESS ISSUE 5	10 AUG 15
	D.O.B. AMENDMENT 2	21 SEP 15

0 4'-0" 8'-0" 16'-0"

NOT FOR BID/CONSTRUCTION

Discrepancies must be reported immediately to the Architect before proceeding. Only figured dimensions are to be used. Contractors must check all dimensions on site. This drawing is protected by copyright.

ALL DIMENSIONS ARE SHOWN IN IMPERIAL.

CONSULTANT:

AAI ARCHITECTS, P.C.

PROJECT:

217 WEST 57TH STREET
NEW YORK, NY

DRAWING TITLE:

PARTIAL SECTION - EAST WEST - 17TH FLOOR TO 30TH FLOOR

SEAL & SIGNATURE:

REGISTERED ARCHITECT WAYNE DAVID JANSEN No. 028881 STATE OF NEW YORK

DATE:	15 OCT 14
PROJECT No:	1216-00
DRAWN: Author	REV: 6
CHK: Checker	
SCALE: 1/8" = 1'-0"	
DWG No:	A-324.01
DOB PAGE No:	231 of 569

DOB EMPLOYEE STAMP:

DOB B-SCAN:

36" x 48" Arch E SHEET SIZE
FILE NAME: C:\Users\Local Files\EXTELL-865\AAI-TWR-CNF_Jansenm.rvt
PLOT DATE: 9/22/2015 10:24:07 AM

DEPT OF BLDGS 421208305 Job Number
E3646184631 Scan Code

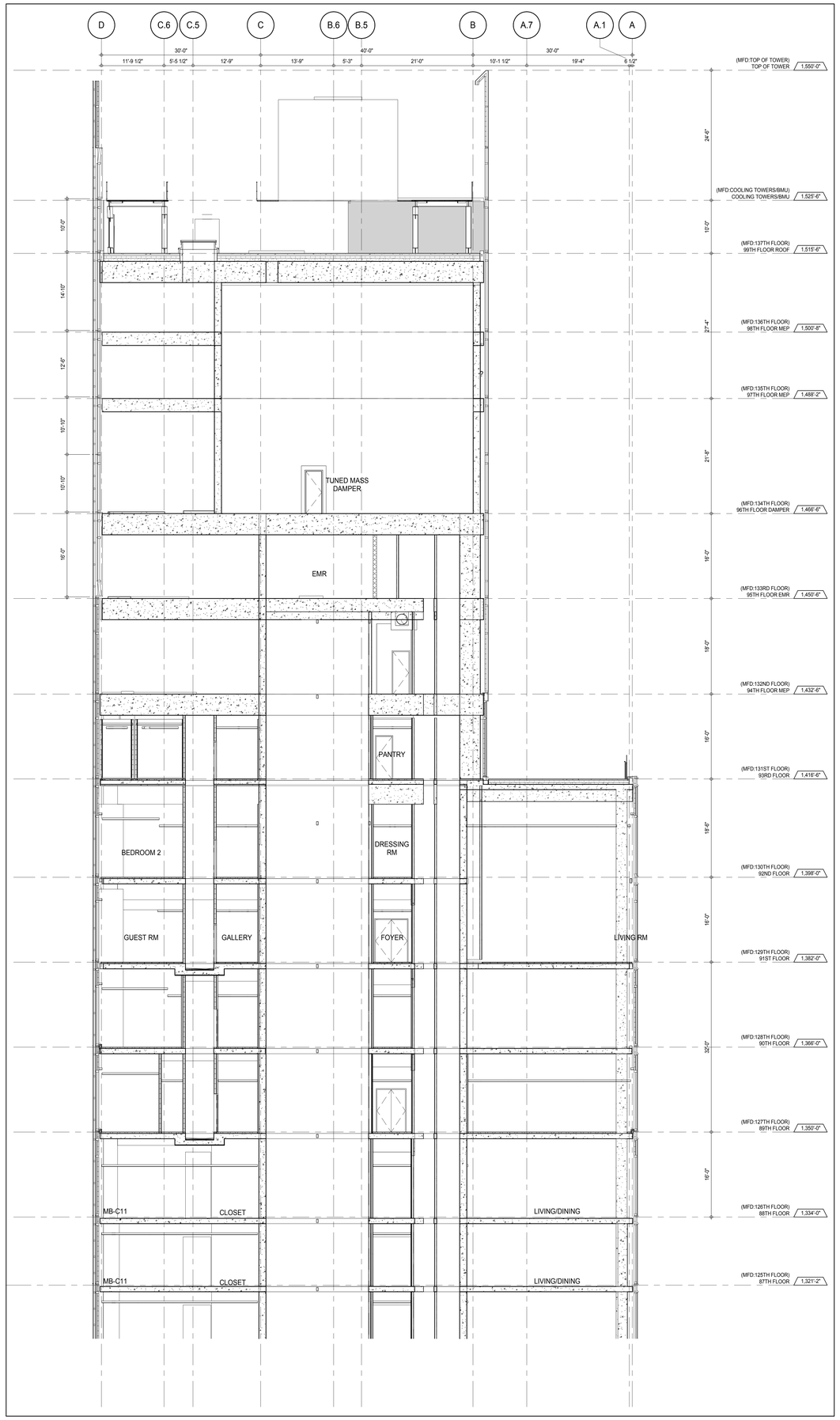

PARTIAL SECTION - EAST WEST - 87TH FLOOR TO TOP OF TOWER 3
A-306
1/8" = 1'-0"

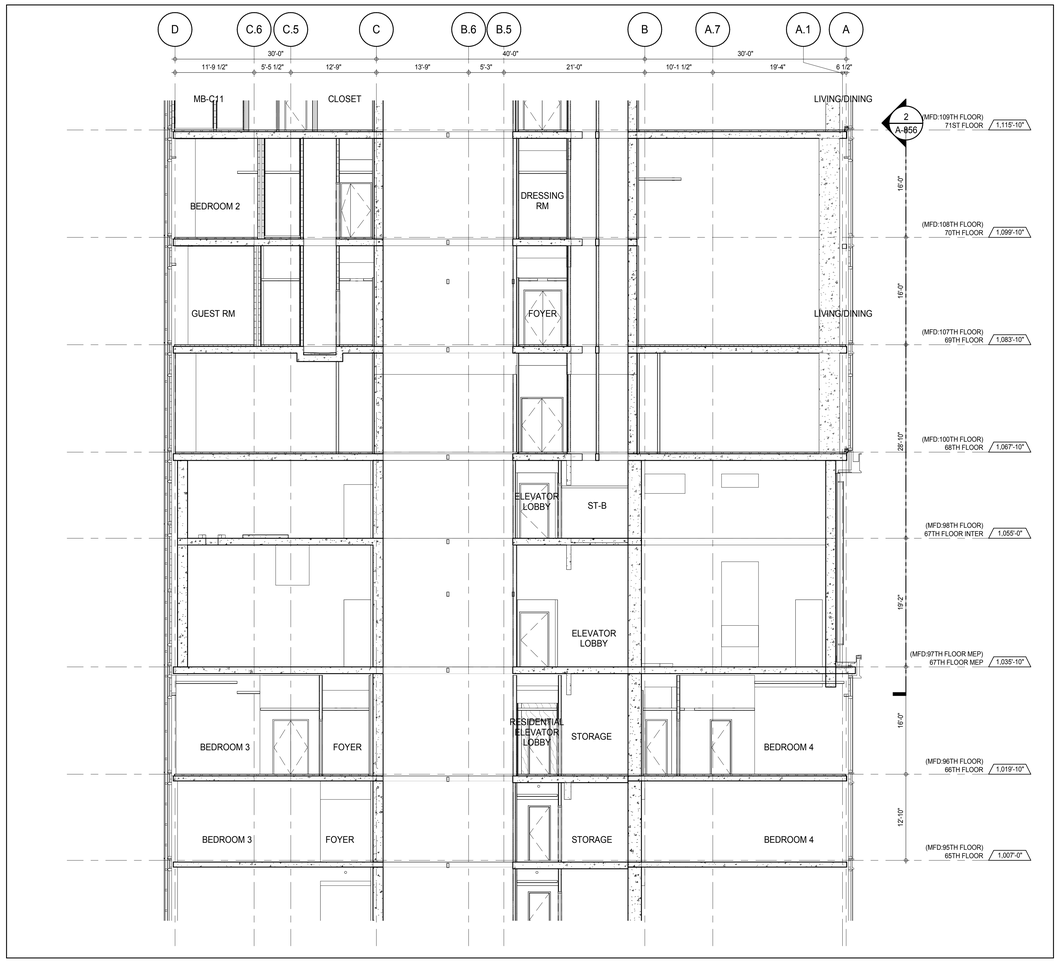

PARTIAL SECTION - EAST WEST - 65TH FLOOR TO 71ST FLOOR 2
A-306
1/8" = 1'-0"

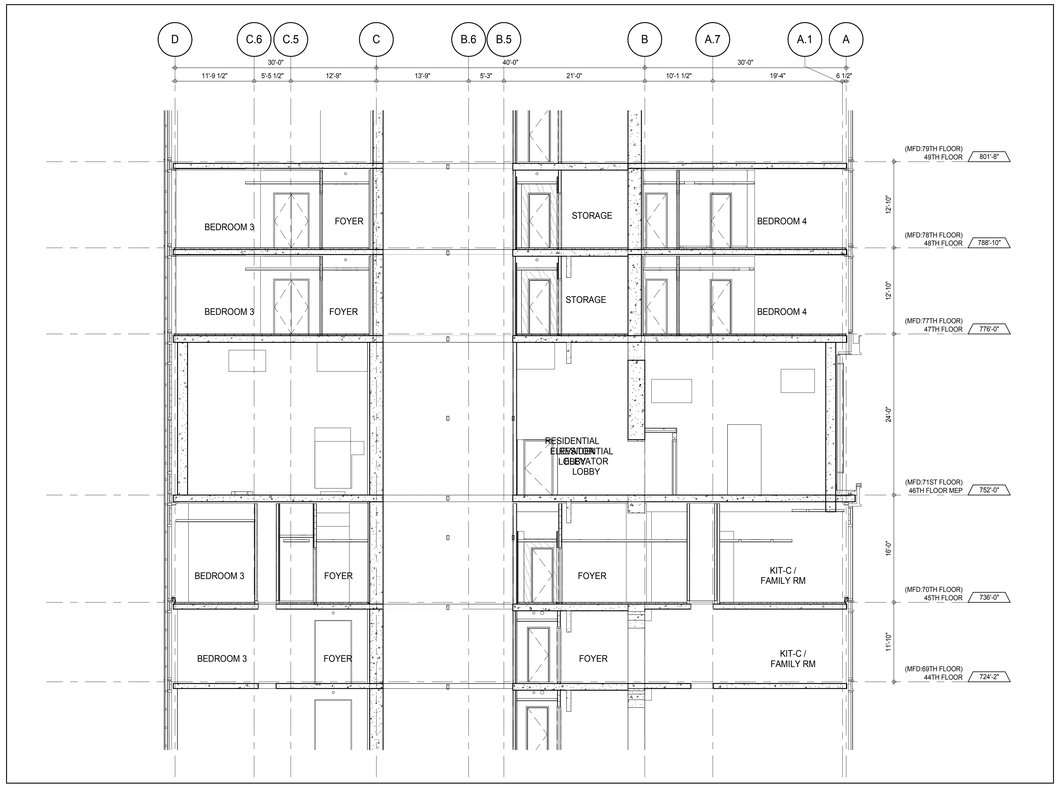

PARTIAL SECTION - EAST WEST - 44TH FLOOR TO 49TH FLOOR 1
A-306
1/8" = 1'-0"



KEY PLAN:

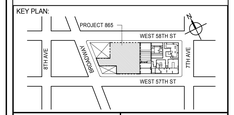

PROJECT NORTH

TRUE NORTH

DEVELOPER:
EXTELL DEVELOPMENT COMPANY
805 THIRD AVENUE, 7TH FLOOR
New York, NY 10022 USA
TEL: 212 712 6000 FAX: 212 712 6100

DESIGN ARCHITECT: Base Building Shell & Core
ADRIAN SMITH + GORDON GILL ARCHITECTURE
111 WEST MONROE STREET SUITE 2300
CHICAGO IL 60603
TEL: 312 920 1888 FAX: 312 920 1775

INTERIOR DESIGNER: Residential
Rottet Architecture and Design Studio, PLLC
298 Fifth Ave, 7th Floor
New York, NY 10001
TEL: 646 998 7000 FAX:

ARCHITECT OF RECORD: Base Building Shell, Core, & Residential
AAI ARCHITECTS, P.C.
401 Wellington St. W., 3rd Floor
Toronto, ON M5V 1E7 Canada
TEL: 416 967 1500 FAX: 416 967 7150

STRUCTURAL ENGINEERS:
WSP CANTOR SEINUK
228 EAST 45th Street
New York, NY 10017 USA
TEL: 212 687 9888 FAX: 646 487 5501

MEP ENGINEERS:
AKF GROUP
165 Broadway, 22nd Floor
New York, NY 10006 USA
TEL: 212 354 5656 FAX: 212 354 5668

GEOTECHNICAL ENGINEERS:
Langan Engineering & Environmental Services
21 Penn Plaza - 360 West 31st Street, 8th Floor
New York, NY 10001-2727
TEL: 212 479 5400 FAX: 212 479 5444

CODE CONSULTANTS:
Construction Consulting Associates
100 Church Street
New York, NY 10007
TEL: 212 385 1818 FAX: 212 385 1911

CURTAINWALL CONSULTANT:
AJLP Consulting
40 Worth Street. Suite 826
New York, NY 10013
TEL: 212 757 5659 FAX: 646 219 8508

LANDMARK/PRESERVATION CONSULTANT:
Jan Hird Pokorny Associates, Inc.
39 West 37th Street, 12A
New York, NY 10018
TEL: 212 759 6462 FAX: 212 759 6540

No.	DESCRIPTION	DATE
1	CD PROGRESS ISSUE 1	15 OCT 14
2	CD PROGRESS ISSUE 2	19 DEC 14
3	D.O.B. SUBMISSION	18 FEB 15
4	CD PROGRESS ISSUE 3	09 MAR 15
	D.O.B. SUBMISSION	27 APR 15
5	CD PROGRESS ISSUE 4	01 JUN 15
6	CD PROGRESS ISSUE 5	10 AUG 15
	D.O.B. AMENDMENT 2	21 SEP 15

0 4' - 0" 8' - 0" 16' - 0"

NOT FOR BID/CONSTRUCTION

Discrepancies must be reported immediately to the Architect before proceeding. Only figured dimensions are to be used. Contractors must check all dimensions on site. This drawing is protected by copyright.

ALL DIMENSIONS ARE SHOWN IN IMPERIAL.

CONSULTANT:

AAI ARCHITECTS, P.C.

PROJECT:

217 WEST 57TH STREET
NEW YORK, NY

DRAWING TITLE:

PARTIAL SECTION - EAST WEST

SEAL & SIGNATURE:

REGISTERED ARCHITECT WILLIAE DAVID JAMES 028883 STATE OF NEW YORK

DATE:	15 OCT 14
PROJECT No:	1216-00
DRAWN: Author	REV:
CHK: Checker	6
SCALE: 1/8" = 1'-0"	
DWG No:	A-325.01
DOB PAGE No:	232 of 569

DOB EMPLOYEE STAMP:

DOB B-SCAN:

36" x 48" Arch E SHEET SIZE

FILE NAME: C:\Revit Local Files\EXTELL-865-AAI-TWR-CNF_hadams.rvt
PLOT DATE: 9/8/2015 10:34:35 AM

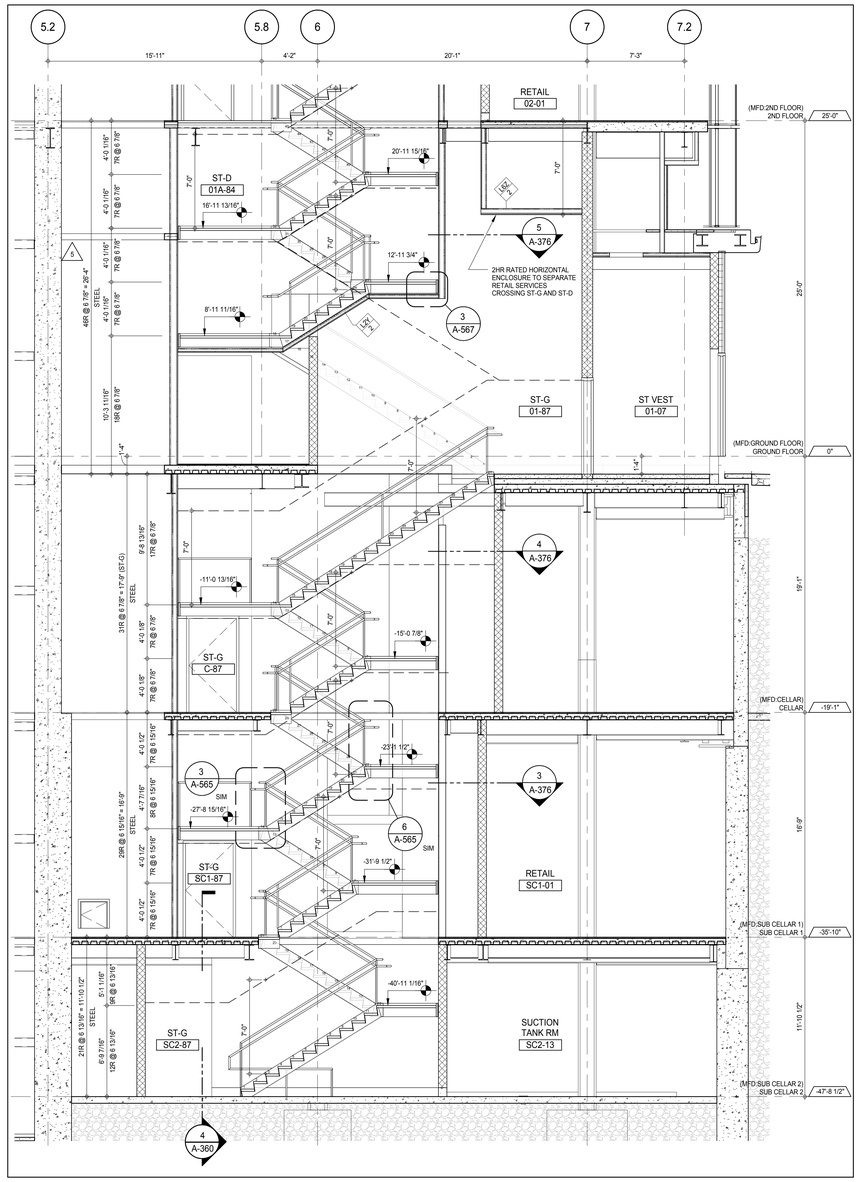

STAIRS ST-G & ST-D SECTION LOOKING EAST - SUB CELLAR 2 TO 2ND FLOOR 5

A-360 1/4" = 1'-0"

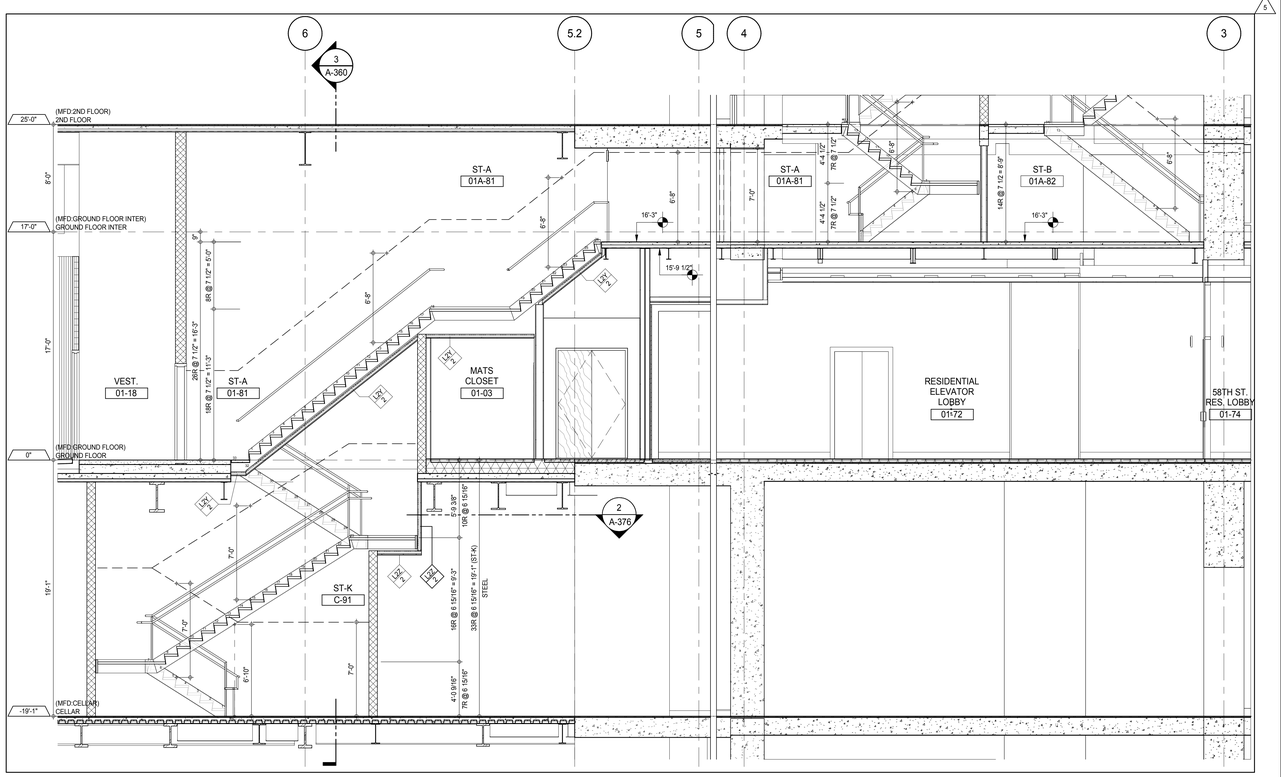

STAIRS ST-K & ST-A LOOKING WEST - CELLAR TO GROUND FLOOR INTERMEDIATE 2

A-360 1/4" = 1'-0"

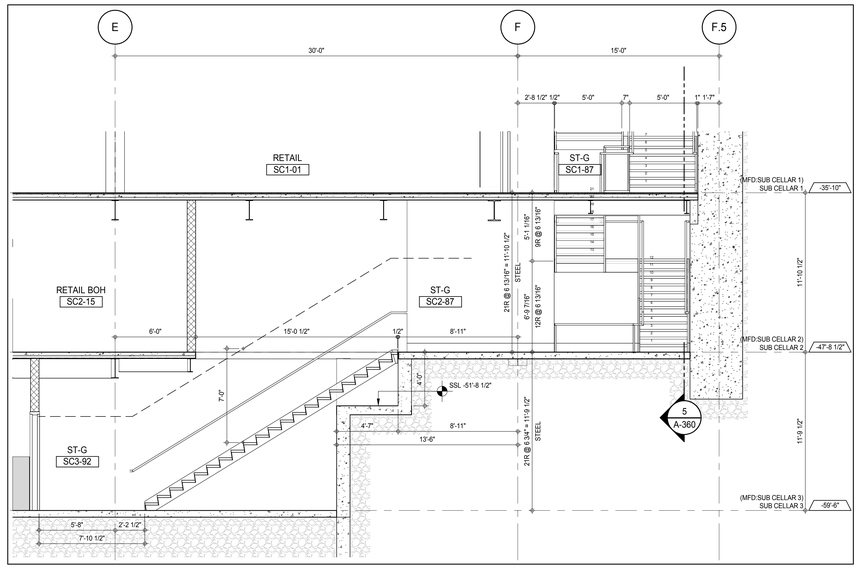

STAIR ST-G SECTION LOOKING SOUTH - SUB CELLAR 3 TO SUB CELLAR 1 4

A-360 1/4" = 1'-0"

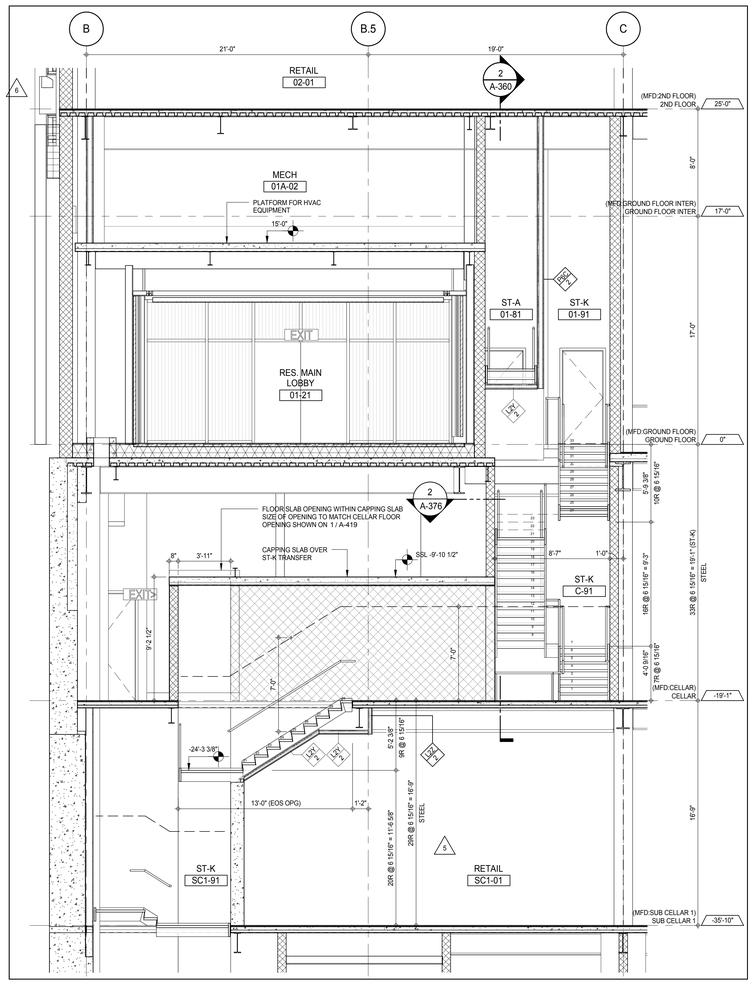

STAIRS ST-K & ST-A SECTION LOOKING SOUTH - SUB CELLAR 1 TO GROUND FLOOR INTER 3

A-360 1/4" = 1'-0"

NOTE:

- STAIR HEADROOM CLEARANCE SHOWN IS THE CODE REQUIRED MINIMUM. 1" MUST BE ADDED FOR TOLERANCE AND, WHERE REQUIRED, AN ADDITIONAL 2" FOR FIREPROOFING .
- WHERE FIRE RATED SOFFIT IS BEING PROVIDED, ADD AN ADDITIONAL 1" TO THE SOFFIT ASSEMBLY FOR TOLERANCE.

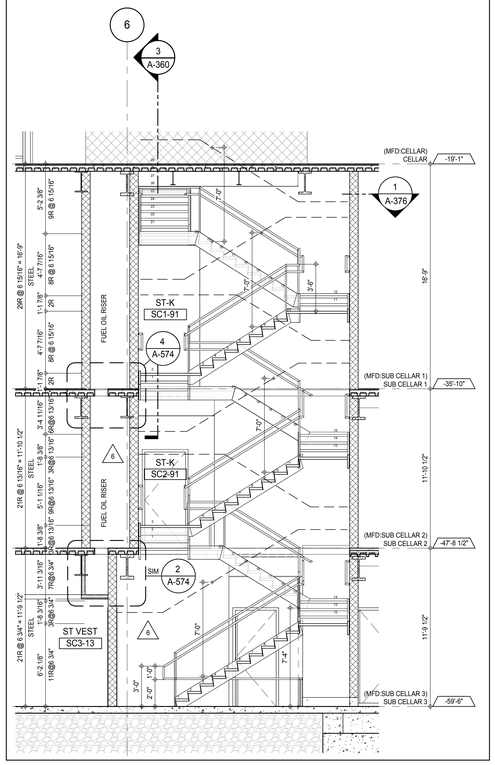

STAIR ST-K SECTION LOOKING WEST - SUB CELLAR 3 TO CELLAR 1

A-376 1/4" = 1'-0"



KEY PLAN:

PROJECT NORTH: TRUE NORTH

DEVELOPER:
EXTELL DEVELOPMENT COMPANY
805 THIRD AVENUE, 7TH FLOOR
New York, NY 10022 USA
TEL: 212 712 6000 FAX: 212 712 6100

DESIGN ARCHITECT: Base Building Shell & Core
ADRIAN SMITH + GORDON GILL ARCHITECTURE
111 WEST MONROE STREET SUITE 2300
CHICAGO IL 60603
TEL: 312 920 1888 FAX: 312 920 1775

INTERIOR DESIGNER: Residential
Rottet Architecture and Design Studio, PLLC
298 Fifth Ave, 7th Floor
New York, NY 10001
TEL: 646 998 7000 FAX:

ARCHITECT OF RECORD: Base Building Shell, Core, & Residential
AAI ARCHITECTS, P.C.
401 Wellington St. W., 3rd Floor
Toronto, ON M5V 1E7 Canada
TEL: 416 967 1500 FAX: 416 967 7150

STRUCTURAL ENGINEERS:
WSP CANTOR SEINUK
228 EAST 45th Street
New York, NY 10017 USA
TEL: 212 687 9888 FAX: 646 487 5501

MEP ENGINEERS:
AKF GROUP
165 Broadway, 22nd Floor
New York, NY 10006 USA
TEL: 212 354 5656 FAX: 212 354 5668

GEOTECHNICAL ENGINEERS:
Langan Engineering & Environmental Services
21 Penn Plaza - 360 West 31st Street, 8th Floor
New York, NY 10001-2727
TEL: 212 479 5400 FAX: 212 479 5444

CODE CONSULTANTS:
Construction Consulting Associates
100 Church Street
New York, NY 10007
TEL: 212 385 1818 FAX: 212 385 1911

CURTAINWALL CONSULTANT:
AJLP Consulting
40 Worth Street. Suite 826
New York, NY 10013
TEL: 212 757 5659 FAX: 646 219 8508

LANDMARK/PRESERVATION CONSULTANT:
Jan Hird Pokorny Associates, Inc.
39 West 37th Street, 12A
New York, NY 10018
TEL: 212 759 6462 FAX: 212 759 6540

No.	DESCRIPTION	DATE
1	CD PROGRESS ISSUE 1	15 OCT 14
2	CD PROGRESS ISSUE 2	19 DEC 14
3	D.O.B. SUBMISSION	18 FEB 15
4	CD PROGRESS ISSUE 3	09 MAR 15
	D.O.B. SUBMISSION	27 APR 15
5	CD PROGRESS ISSUE 4	01 JUN 15
	D.O.B. AMENDMENT 1	24 JUL 15
6	CD PROGRESS ISSUE 5	10 AUG 15
	D.O.B. AMENDMENT 2	21 SEP 15

0 2' - 0" 4' - 0" 8' - 0"

NOT FOR BID/CONSTRUCTION

Discrepancies must be reported immediately to the Architect before proceeding. Only figured dimensions are to be used. Contractors must check all dimensions on site. This drawing is protected by copyright.

ALL DIMENSIONS ARE SHOWN IN IMPERIAL.

CONSULTANT: AAI ARCHITECTS, P.C.

PROJECT:
217 WEST 57TH STREET
NEW YORK, NY

DRAWING TITLE:
STAIRS ST-K AND ST-G SECTIONS

SEAL & SIGNATURE: REGISTERED ARCHITECT ADRIAN DAVID JAMES AA 028881 STATE OF NEW YORK

DATE:	15 OCT 14
PROJECT No:	1216-00
DRAWN: Author	REV: 6
CHK: Checker	
SCALE: 1/4" = 1'-0"	
DWG No:	A-360.02
DOB PAGE No:	233 of 569

DOB EMPLOYEE STAMP: DOB B-SCAN:

DEPT OF BLDGS 421206305 Job Number E384289763L4 Scan Code
36" x 48" Arch E SHEET SIZE
FILE NAME: C:\Revit Local Files\EXTELL-865-AAI-TYR-CNF_Jeanbenin.rvt
PLOT DATE: 9/22/2015 10:33:57 AM

DEPT OF BLDGS 421263825 Job Number
E360061954295 Scan Code

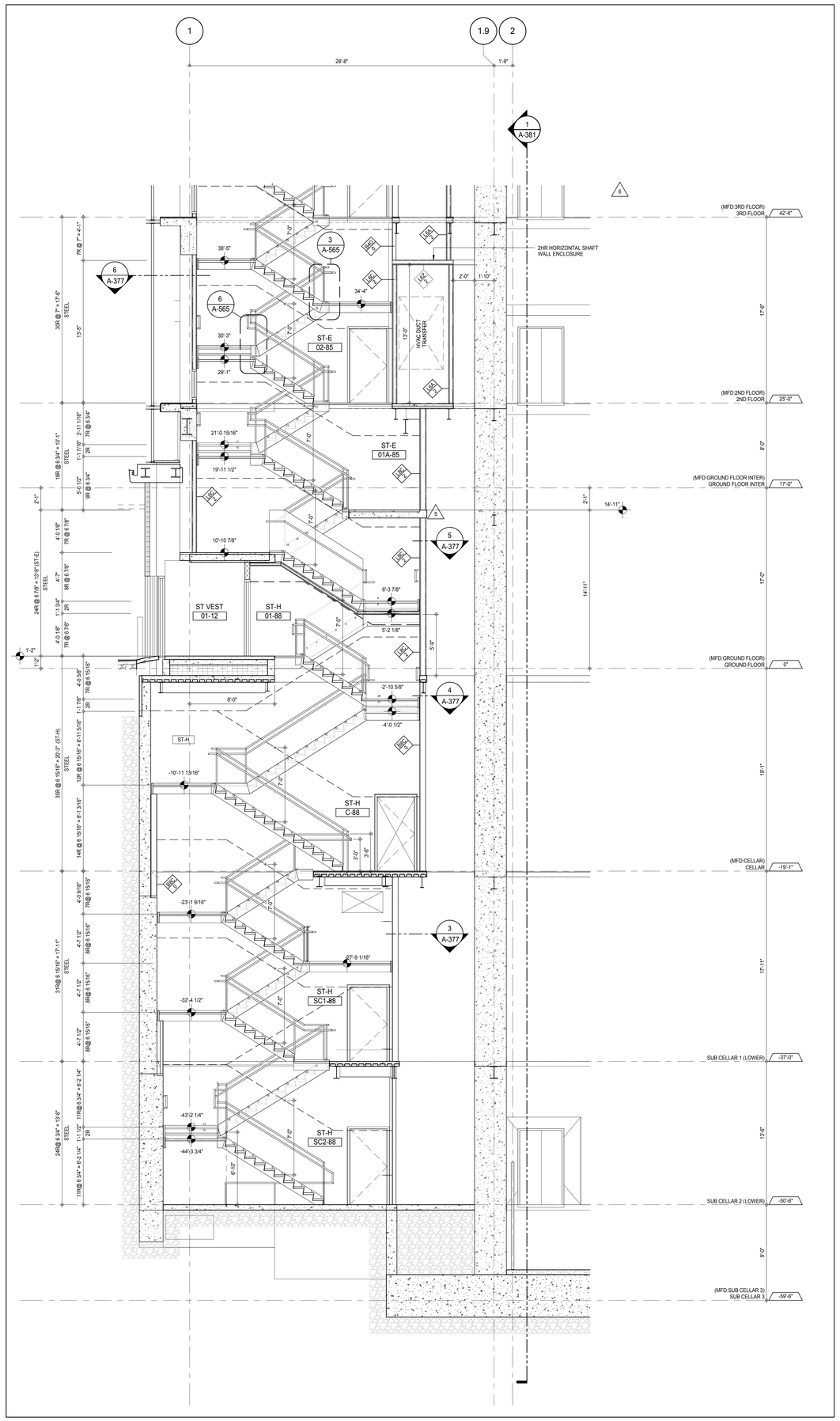

STAIRS ST-H & ST-E SECTION LOOKING EAST - SUB CELLAR 3 TO 3RD FLOOR (2)
A-377
1/4" = 1'-0"

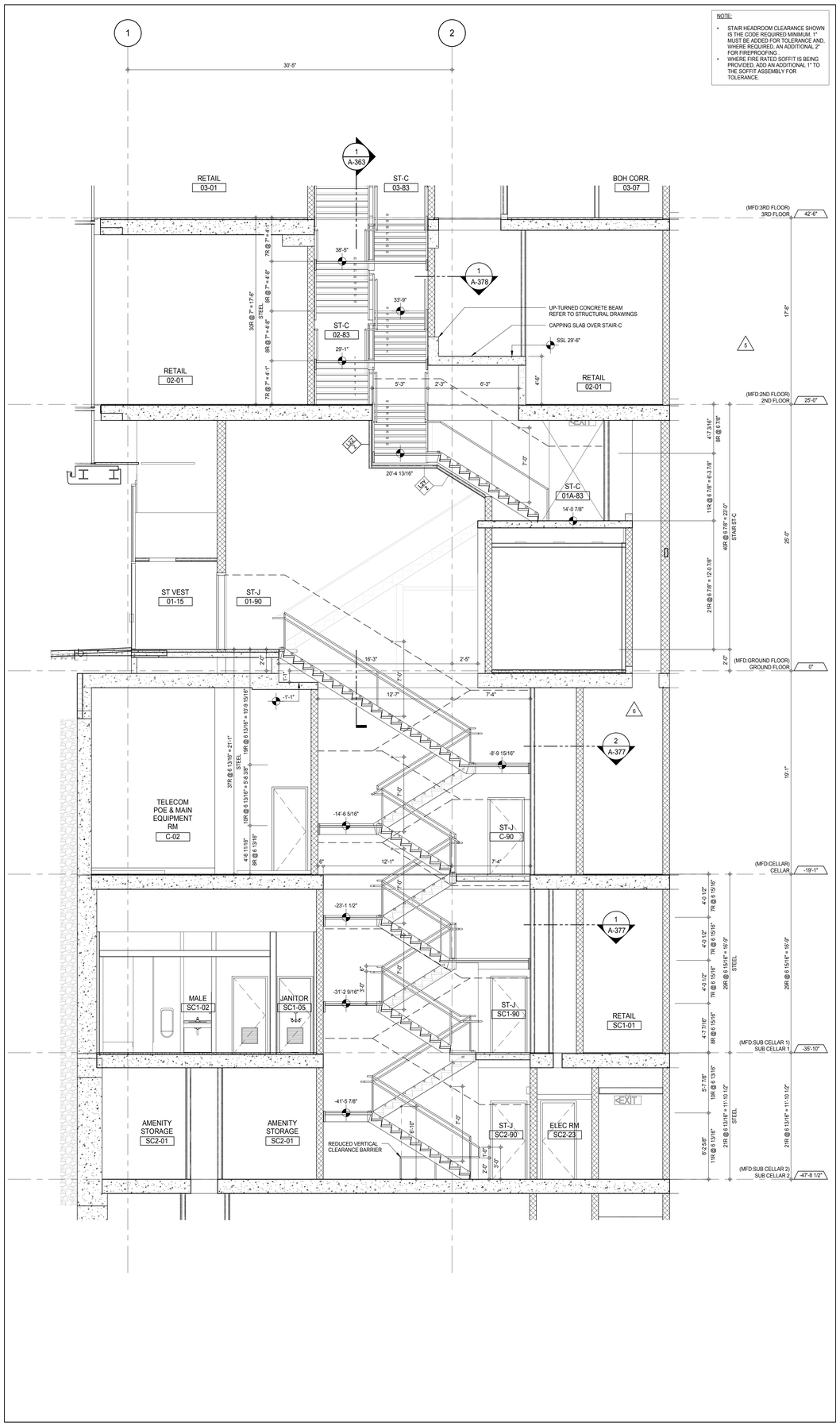

STAIRS ST-J, ST-B & ST-C SECTION LOOKING SOUTH - SUB CELLAR 2 TO 3RD FLOOR (1)
A-363
1/4" = 1'-0"

NOTE:

- STAIR HEADROOM CLEARANCE SHOWN IS THE CODE REQUIRED MINIMUM. 1" MUST BE ADDED FOR TOLERANCE AND, WHERE REQUIRED, AN ADDITIONAL 2" FOR FIREPROOFING .
- WHERE FIRE RATED SOFFIT IS BEING PROVIDED, ADD AN ADDITIONAL 1" TO THE SOFFIT ASSEMBLY FOR TOLERANCE.

KEY PLAN:

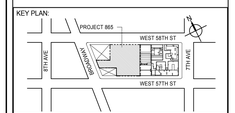

PROJECT NORTH | TRUE NORTH

DEVELOPER:
EXTELL DEVELOPMENT COMPANY
805 THIRD AVENUE, 7TH FLOOR
New York, NY 10022 USA
TEL: 212 712 6000 FAX: 212 712 6100

DESIGN ARCHITECT: Base Building Shell & Core
ADRIAN SMITH + GORDON GILL ARCHITECTURE
111 WEST MONROE STREET SUITE 2300
CHICAGO IL 60603
TEL: 312 920 1888 FAX: 312 920 1775

INTERIOR DESIGNER: Residential
Rottet Architecture and Design Studio, PLLC
298 Fifth Ave, 7th Floor
New York, NY 10001
TEL: 646 998 7000 FAX:

ARCHITECT OF RECORD: Base Building Shell, Core, & Residential
AAI ARCHITECTS, P.C.
401 Wellington St. W., 3rd Floor
Toronto, ON M5V 1E7 Canada
TEL: 416 967 1500 FAX: 416 967 7150

STRUCTURAL ENGINEERS:
WSP CANTOR SEINUK
228 EAST 45th Street
New York, NY 10017 USA
TEL: 212 687 9888 FAX: 646 487 5501

MEP ENGINEERS:
AKF GROUP
165 Broadway, 22nd Floor
New York, NY 10006 USA
TEL: 212 354 5656 FAX: 212 354 5668

GEOTECHNICAL ENGINEERS:
Langan Engineering & Environmental Services
21 Penn Plaza - 360 West 31st Street, 8th Floor
New York, NY 10001-2727
TEL: 212 479 5400 FAX: 212 479 5444

CODE CONSULTANTS:
Construction Consulting Associates
100 Church Street
New York, NY 10007
TEL: 212 385 1818 FAX: 212 385 1911

CURTAINWALL CONSULTANT:
AJLP Consulting
40 Worth Street. Suite 826
New York, NY 10013
TEL: 212 757 5659 FAX: 646 219 8508

LANDMARK/PRESERVATION CONSULTANT:
Jan Hird Pokorny Associates, Inc.
39 West 37th Street, 12A
New York, NY 10018
TEL: 212 759 6462 FAX: 212 759 6540

No.	DESCRIPTION	DATE
1	CD PROGRESS ISSUE 1	15 OCT 14
2	CD PROGRESS ISSUE 2	19 DEC 14
3	D.O.B. SUBMISSION	18 FEB 15
4	CD PROGRESS ISSUE 3	09 MAR 15
	D.O.B. SUBMISSION	27 APR 15
5	CD PROGRESS ISSUE 4	01 JUN 15
	D.O.B. AMENDMENT 1	24 JUL 15
6	CD PROGRESS ISSUE 5	10 AUG 15
	D.O.B. AMENDMENT 2	21 SEP 15

0 2' - 0" 4' - 0" 8' - 0"

NOT FOR BID/CONSTRUCTION

Discrepancies must be reported immediately to the Architect before proceeding. Only figured dimensions are to be used. Contractors must check all dimensions on site. This drawing is protected by copyright.

ALL DIMENSIONS ARE SHOWN IN IMPERIAL.

CONSULTANT:
AAI ARCHITECTS, P.C.

PROJECT:
217 WEST 57TH STREET
NEW YORK, NY

DRAWING TITLE:
STAIRS ST-J AND ST-H SECTIONS

SEAL & SIGNATURE:

DATE:	15 OCT 14
PROJECT No:	1216-00
DRAWN: Author	REV: 6
CHK: Checker	
SCALE: 1/4" = 1'-0"	
DWG No:	A-361.02
DOB PAGE No:	234 of 569

DOB EMPLOYEE STAMP: DOB B-SCAN:

36" x 48" Arch E SHEET SIZE
FILE NAME: C:\Revit Local Files\EXTELL-865-AAI-TWR-CNE_hedrarm.rvt
PLOT DATE: 9/30/2015 2:38:23 PM

DEPT OF BLDGS 121253526 Job Number
E300368800 Scan Code

NOTE:

- STAIR HEADROOM CLEARANCE SHOWN IS THE CODE REQUIRED MINIMUM. 1" MUST BE ADDED FOR TOLERANCE AND, WHERE REQUIRED, AN ADDITIONAL 2" FOR FIREPROOFING .
- WHERE FIRE RATED SOFFIT IS BEING PROVIDED, ADD AN ADDITIONAL 1" TO THE SOFFIT ASSEMBLY FOR TOLERANCE.

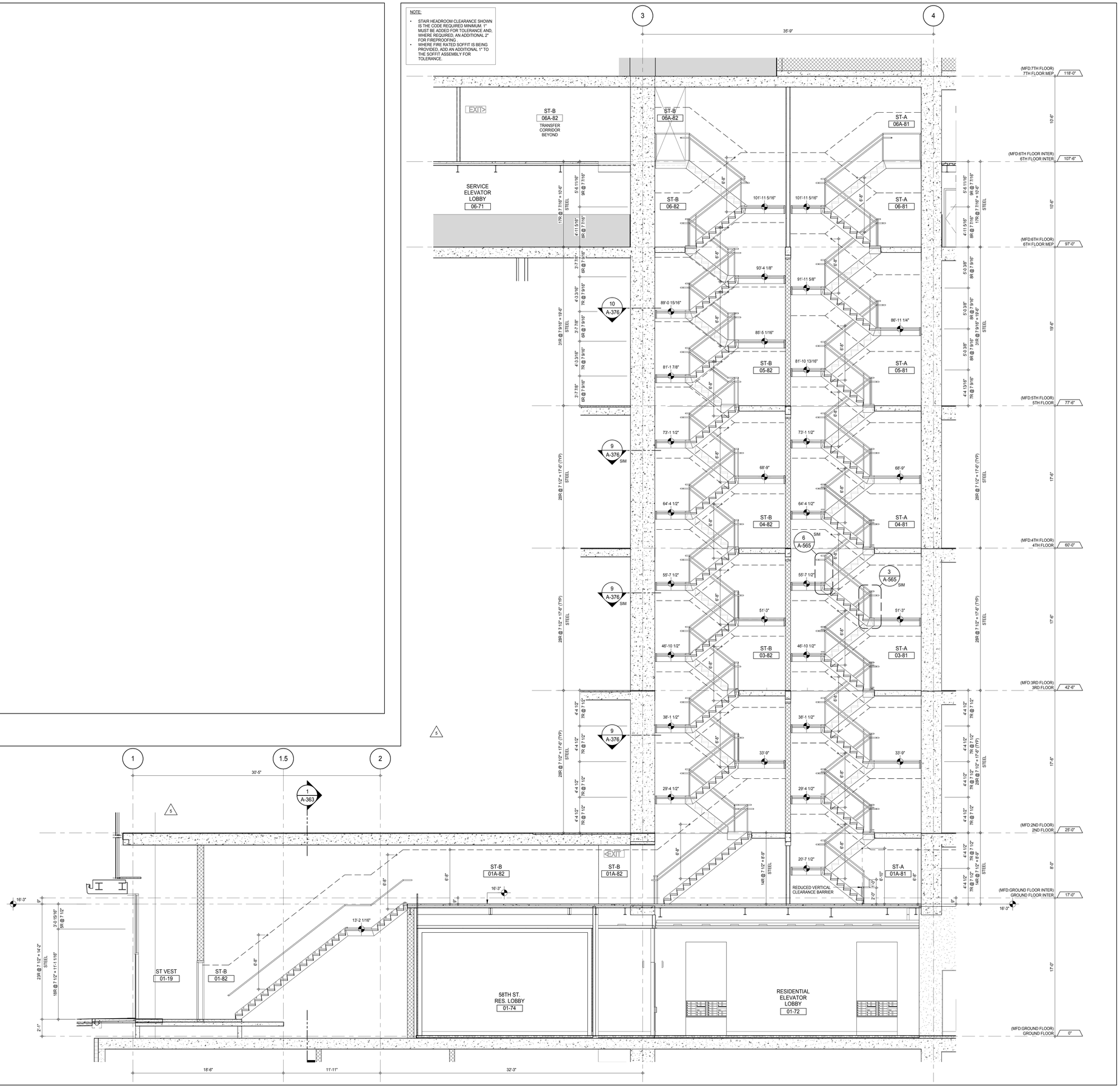

STAIRS ST-A & ST-B SECTION LOOKING EAST - GROUND FLOOR TO 6TH FLOOR INTER

1

A-376
1/4" = 1'-0"



KEY PLAN:

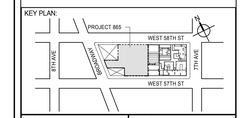

PROJECT NORTH

TRUE NORTH

DEVELOPER:
EXTELL DEVELOPMENT COMPANY
805 THIRD AVENUE, 7TH FLOOR
New York, NY 10022 USA
TEL: 212 712 6000 FAX: 212 712 6100

DESIGN ARCHITECT: Base Building Shell & Core
ADRIAN SMITH + GORDON GILL ARCHITECTURE
111 WEST MONROE STREET SUITE 2300
CHICAGO IL 60603
TEL: 312 920 1888 FAX: 312 920 1775

INTERIOR DESIGNER: Residential
Rottet Architecture and Design Studio, PLLC
298 Fifth Ave, 7th Floor
New York, NY 10001
TEL: 646 998 7000 FAX:

ARCHITECT OF RECORD: Base Building Shell, Core, & Residential
AAI ARCHITECTS, P.C.
401 Wellington St. W., 3rd Floor
Toronto, ON M5V 1E7 Canada
TEL: 416 967 1500 FAX: 416 967 7150

STRUCTURAL ENGINEERS:
WSP CANTOR SEINUK
228 EAST 45th Street
New York, NY 10017 USA
TEL: 212 687 9888 FAX: 646 487 5501

MEP ENGINEERS:
AKF GROUP
165 Broadway, 22nd Floor
New York, NY 10006 USA
TEL: 212 354 5656 FAX: 212 354 5668

GEOTECHNICAL ENGINEERS:
Langan Engineering & Environmental Services
21 Penn Plaza - 360 West 31st Street, 8th Floor
New York, NY 10001-2727
TEL: 212 479 5400 FAX: 212 479 5444

CODE CONSULTANTS:
Construction Consulting Associates
100 Church Street
New York, NY 10007
TEL: 212 385 1818 FAX: 212 385 1911

CURTAINWALL CONSULTANT:
AJLP Consulting
40 Worth Street. Suite 826
New York, NY 10013
TEL: 212 757 5659 FAX: 646 219 8508

LANDMARK/PRESERVATION CONSULTANT:
Jan Hird Pokorny Associates, Inc.
39 West 37th Street, 12A
New York, NY 10018
TEL: 212 759 6462 FAX: 212 759 6540

No.	DESCRIPTION	DATE
1	CD PROGRESS ISSUE 1	15 OCT 14
2	CD PROGRESS ISSUE 2	19 DEC 14
3	D.O.B. SUBMISSION	18 FEB 15
4	CD PROGRESS ISSUE 3	09 MAR 15
	D.O.B. SUBMISSION	27 APR 15
5	CD PROGRESS ISSUE 4	01 JUN 15
	D.O.B. AMENDMENT 1	24 JUL 15
6	CD PROGRESS ISSUE 5	10 AUG 15
	D.O.B. AMENDMENT 2	21 SEP 15

0 2'-0" 4'-0" 8'-0"

NOT FOR BID/CONSTRUCTION

Discrepancies must be reported immediately to the Architect before proceeding. Only figured dimensions are to be used. Contractors must check all dimensions on site. This drawing is protected by copyright.

ALL DIMENSIONS ARE SHOWN IN IMPERIAL.

CONSULTANT:

AAI ARCHITECTS, P.C.

PROJECT:

217 WEST 57TH STREET
NEW YORK, NY

DRAWING TITLE:

STAIRS ST-A AND ST-B SECTIONS

SEAL & SIGNATURE:

REGISTERED ARCHITECT MARK DAVID JANSSEN 026881 STATE OF NEW YORK

DATE:	15 OCT 14
PROJECT No:	1216-00
DRAWN: Author	REV: 6
CHK: Checker	
SCALE: 1/4" = 1'-0"	
DWG No:	A-362.02
DOB PAGE No:	235 of 569

DOB EMPLOYEE STAMP:

DOB B-SCAN:

36" x 48" Arch E SHEET SIZE
FILE NAME: C:\Revit Local Files\EXTELL-865-AAI-TWR-CNE_healarm.rvt
PLOT DATE: 9/22/2015 10:33:54 AM

DEPT OF BLDGS 421263626 Job Number
E399963359KL Scan Code

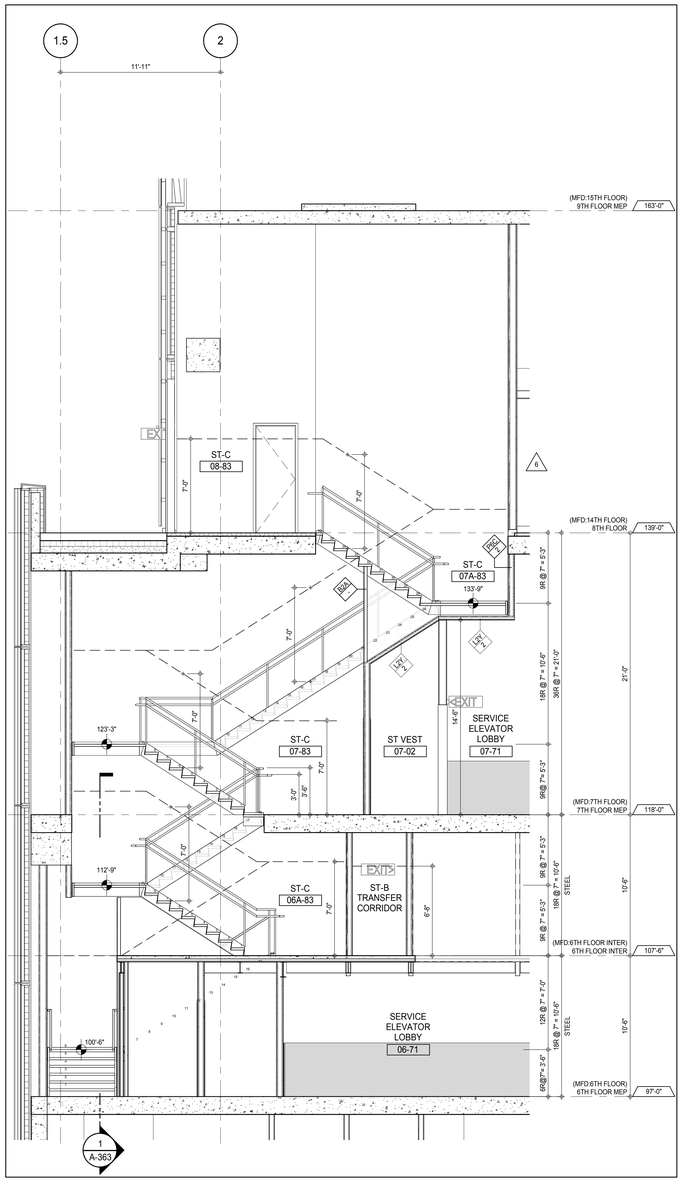

STAIR ST-C SECTION LOOKING EAST - 6TH TO 8TH FLOORS 3
A-114
1/4" = 1'-0"

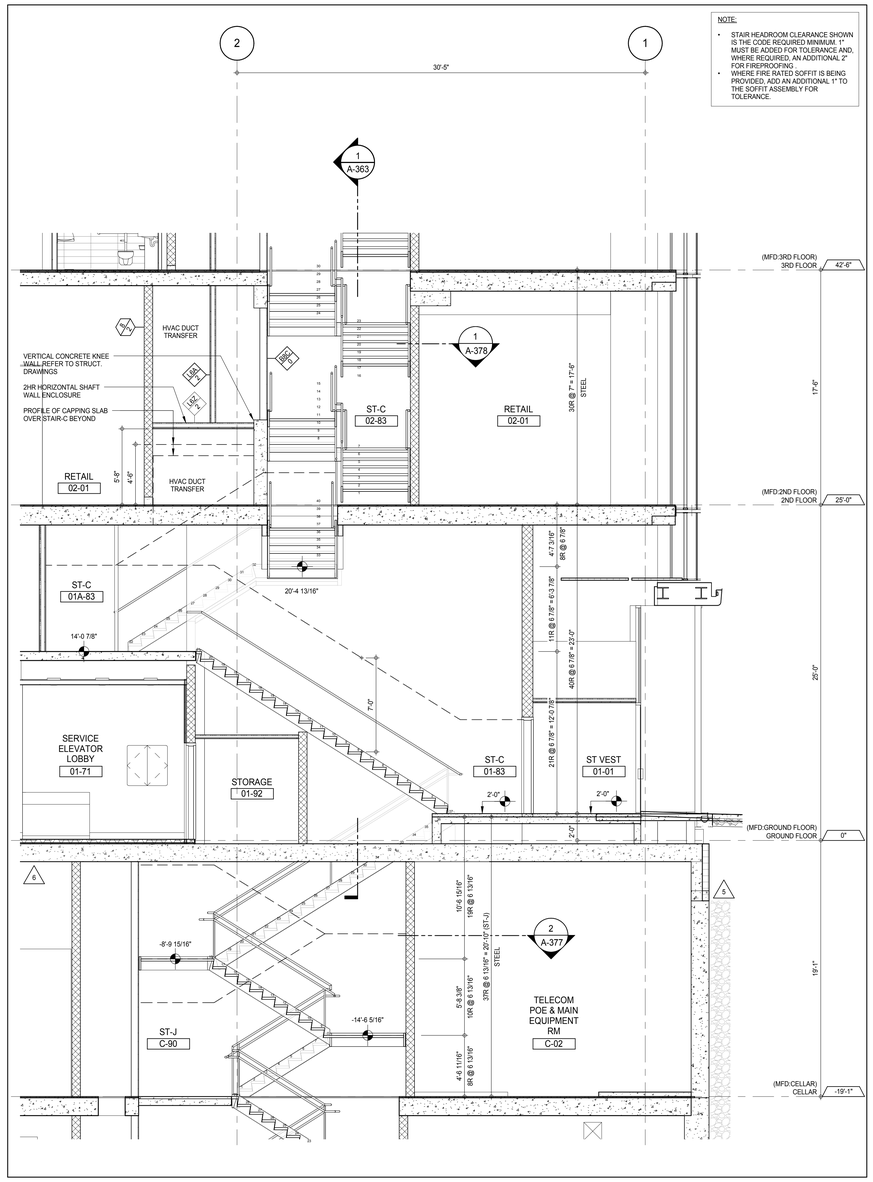

NOTE:

- STAIR HEADROOM CLEARANCE SHOWN IS THE CODE REQUIRED MINIMUM. 1" MUST BE ADDED FOR TOLERANCE AND, WHERE REQUIRED, AN ADDITIONAL 2" FOR FIREPROOFING
- WHERE FIRE RATED SOFFIT IS BEING PROVIDED, ADD AN ADDITIONAL 1" TO THE SOFFIT ASSEMBLY FOR TOLERANCE.

STAIRS ST-C AND ST-J NORTH-SOUTH SECTION LOOKING WEST - CELLAR TO 3RD FLOOR 2
A-363
1/4" = 1'-0"

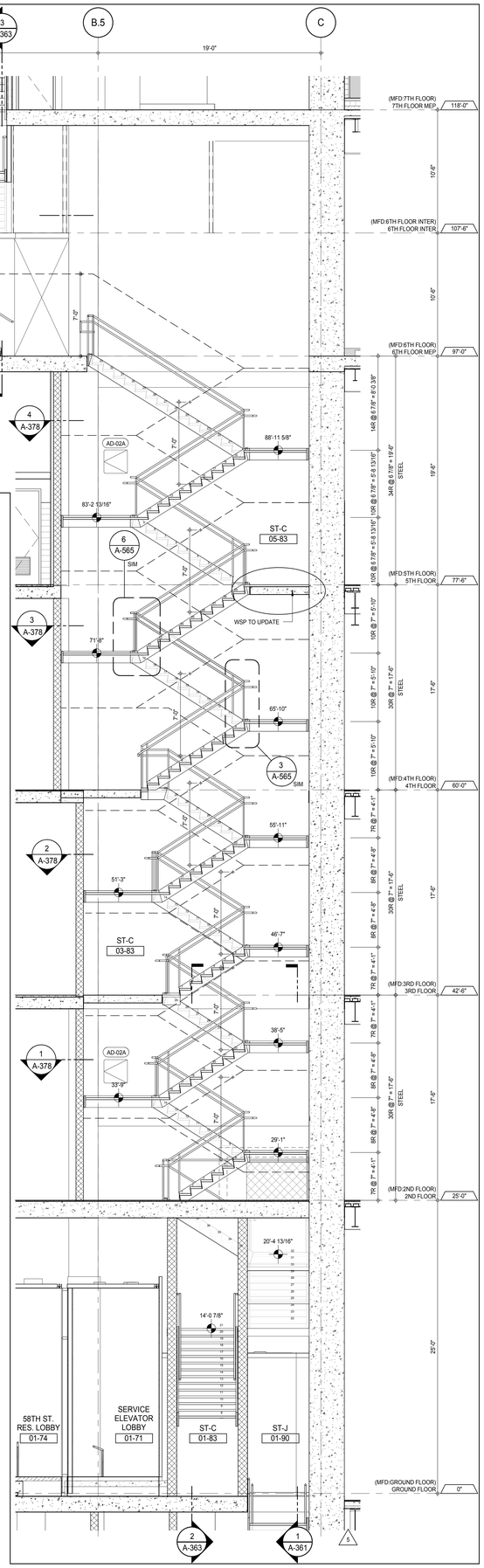

STAIR ST-C SECTION LOOKING SOUTH - GROUND FLOOR TO 7TH FLOOR MEP 1
A-361
1/4" = 1'-0"

KEY PLAN:

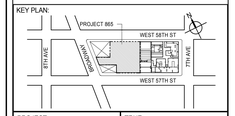

PROJECT NORTH

TRUE NORTH

DEVELOPER:
EXTELL DEVELOPMENT COMPANY
805 THIRD AVENUE, 7TH FLOOR
New York, NY 10022 USA
TEL: 212 712 6000 FAX: 212 712 6100

DESIGN ARCHITECT: Base Building Shell & Core
ADRIAN SMITH + GORDON GILL ARCHITECTURE
111 WEST MONROE STREET SUITE 2300
CHICAGO IL 60603
TEL: 312 920 1888 FAX: 312 920 1775

INTERIOR DESIGNER: Residential
Rottet Architecture and Design Studio, PLLC
298 Fifth Ave, 7th Floor
New York, NY 10001
TEL: 646 998 7000 FAX:

ARCHITECT OF RECORD: Base Building Shell, Core, & Residential
AAI ARCHITECTS, P.C.
401 Wellington St. W., 3rd Floor
Toronto, ON M5V 1E7 Canada
TEL: 416 967 1500 FAX: 416 967 7150

STRUCTURAL ENGINEERS:
WSP CANTOR SEINUK
228 EAST 45th Street
New York, NY 10017 USA
TEL: 212 687 9888 FAX: 646 487 5501

MEP ENGINEERS:
AKF GROUP
165 Broadway, 22nd Floor
New York, NY 10006 USA
TEL: 212 354 5656 FAX: 212 354 5668

GEOTECHNICAL ENGINEERS:
Langan Engineering & Environmental Services
21 Penn Plaza - 360 West 31st Street, 8th Floor
New York, NY 10001-2727
TEL: 212 479 5400 FAX: 212 479 5444

CODE CONSULTANTS:
Construction Consulting Associates
100 Church Street
New York, NY 10007
TEL: 212 385 1818 FAX: 212 385 1911

CURTAINWALL CONSULTANT:
AJLP Consulting
40 Worth Street. Suite 826
New York, NY 10013
TEL: 212 757 5659 FAX: 646 219 8508

LANDMARK/PRESERVATION CONSULTANT:
Jan Hird Pokorny Associates, Inc.
39 West 37th Street, 12A
New York, NY 10018
TEL: 212 759 6462 FAX: 212 759 6540

No.	DESCRIPTION	DATE
1	CD PROGRESS ISSUE 1	15 OCT 14
2	CD PROGRESS ISSUE 2	19 DEC 14
3	D.O.B. SUBMISSION	18 FEB 15
4	CD PROGRESS ISSUE 3	09 MAR 15
	D.O.B. SUBMISSION	27 APR 15
5	CD PROGRESS ISSUE 4	01 JUN 15
	D.O.B. AMENDMENT 1	24 JUL 15
6	CD PROGRESS ISSUE 5	10 AUG 15
	D.O.B. AMENDMENT 2	21 SEP 15

0 2' - 0" 4' - 0" 8' - 0"

NOT FOR BID/CONSTRUCTION

Discrepancies must be reported immediately to the Architect before proceeding. Only figured dimensions are to be used. Contractors must check all dimensions on site. This drawing is protected by copyright.

ALL DIMENSIONS ARE SHOWN IN IMPERIAL.

CONSULTANT:

AAI ARCHITECTS, P.C.

PROJECT:

217 WEST 57TH STREET
NEW YORK, NY

DRAWING TITLE:

STAIRS ST-C AND ST-J SECTIONS

SEAL & SIGNATURE:

REGISTERED ARCHITECT RENE DAVID JAGER 028881 STATE OF NEW YORK

DATE:	15 OCT 14
PROJECT No:	1216-00
DRAWN: Author	REV: 6
CHK: Checker	
SCALE: 1/4" = 1'-0"	
DWG No:	A-363.02
DOB PAGE No:	236 of 569

DOB EMPLOYEE STAMP:

DOB B-SCAN:

36" x 48" Arch E SHEET SIZE
FILE NAME: C:\Revit Local Files\EXTELL-865-AAI-TWR-CNF_hadams.rvt
PLOT DATE: 9/28/2015 9:56:22 AM

DEPT OF BLDGS 421208305 Job Number
ES1671544975 Scan Code

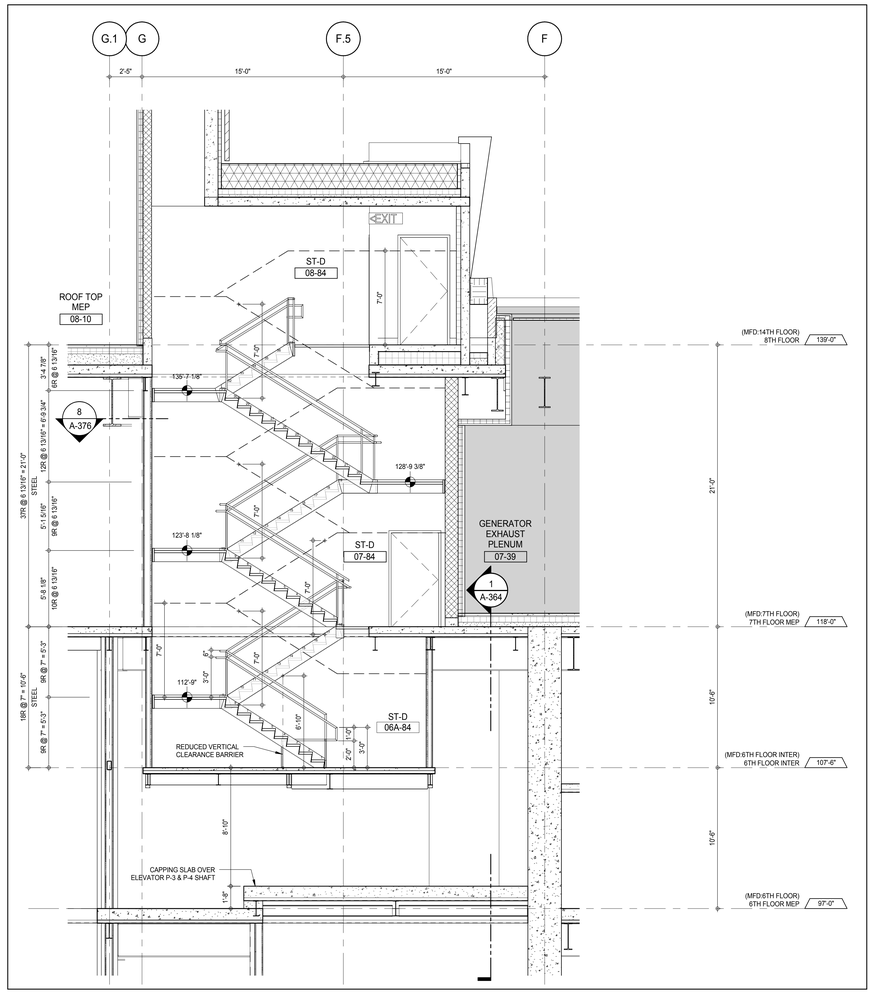

STAIR ST-D SECTION LOOKING NORTH - 6TH TO 8TH FLOORS (2)

A-364
1/4" = 1'-0"

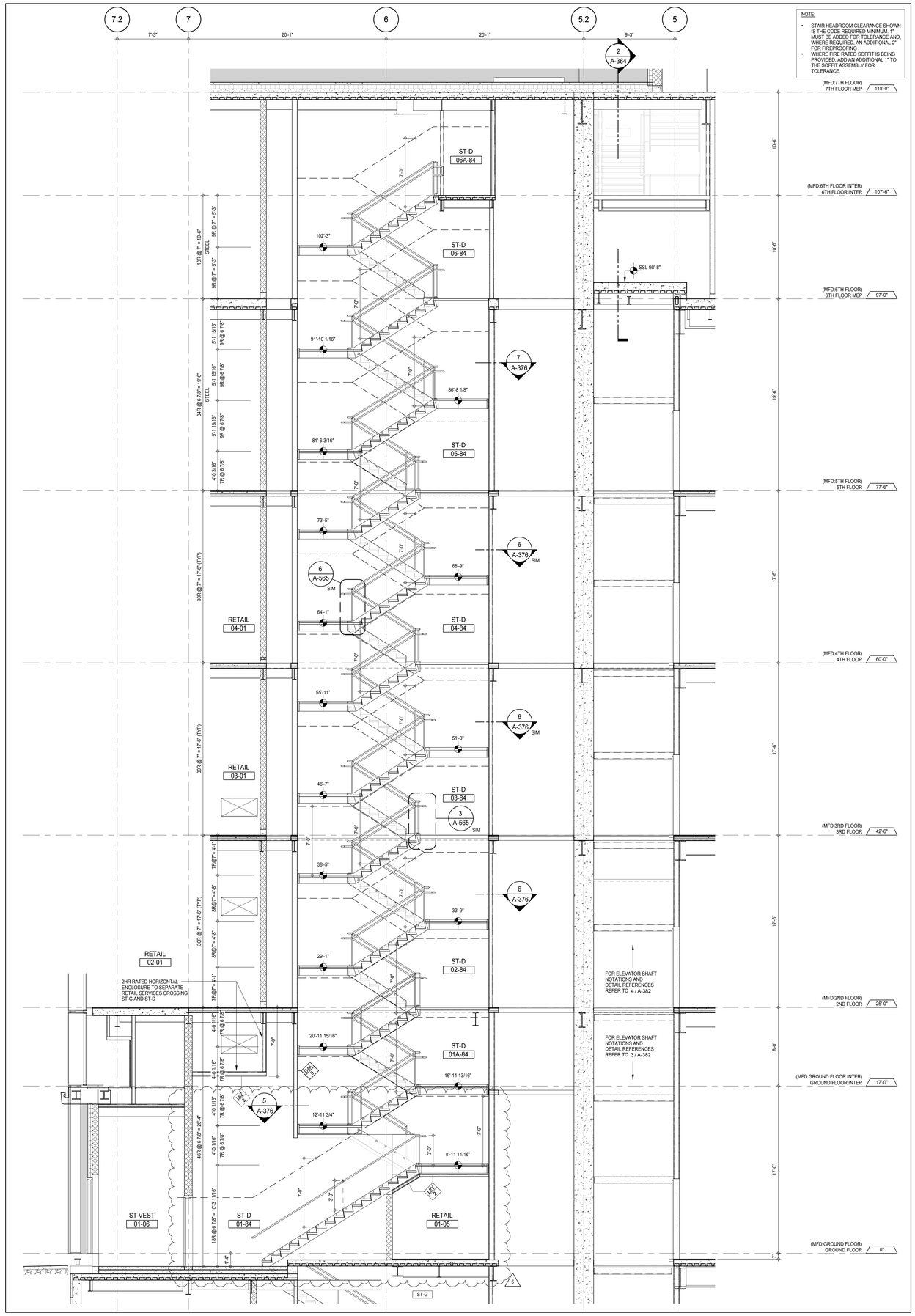

STAIR ST-D SECTION LOOKING WEST - GROUND TO 7TH FLOORS (1)

A-364
1/4" = 1'-0"

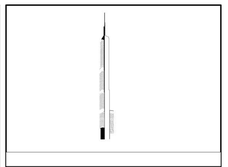

KEY PLAN:

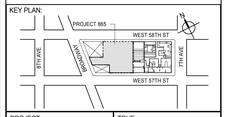

PROJECT NORTH

TRUE NORTH

DEVELOPER:
EXTELL DEVELOPMENT COMPANY
805 THIRD AVENUE, 7TH FLOOR
New York, NY 10022 USA
TEL: 212 712 6000 FAX: 212 712 6100

DESIGN ARCHITECT: Base Building Shell & Core
ADRIAN SMITH + GORDON GILL ARCHITECTURE
111 WEST MONROE STREET SUITE 2300
CHICAGO IL 60603
TEL: 312 920 1888 FAX: 312 920 1775

INTERIOR DESIGNER: Residential
Rottet Architecture and Design Studio, PLLC
298 Fifth Ave, 7th Floor
New York, NY 10001
TEL: 646 998 7000 FAX:

ARCHITECT OF RECORD: Base Building Shell, Core, & Residential
AAI ARCHITECTS, P.C.
401 Wellington St. W., 3rd Floor
Toronto, ON M5V 1E7 Canada
TEL: 416 967 1500 FAX: 416 967 7150

STRUCTURAL ENGINEERS:
WSP CANTOR SEINUK
228 EAST 45th Street
New York, NY 10017 USA
TEL: 212 687 9888 FAX: 646 487 5501

MEP ENGINEERS:
AKF GROUP
165 Broadway, 22nd Floor
New York, NY 10006 USA
TEL: 212 354 5656 FAX: 212 354 5668

GEOTECHNICAL ENGINEERS:
Langan Engineering & Environmental Services
21 Penn Plaza - 360 West 31st Street, 8th Floor
New York, NY 10001-2727
TEL: 212 479 5400 FAX: 212 479 5444

CODE CONSULTANTS:
Construction Consulting Associates
100 Church Street
New York, NY 10007
TEL: 212 385 1818 FAX: 212 385 1911

CURTAINWALL CONSULTANT:
AJLP Consulting
40 Worth Street. Suite 826
New York, NY 10013
TEL: 212 757 5659 FAX: 646 219 8508

LANDMARK/PRESERVATION CONSULTANT:
Jan Hird Pokorny Associates, Inc.
39 West 37th Street, 12A
New York, NY 10018
TEL: 212 759 6462 FAX: 212 759 6540

No.	DESCRIPTION	DATE
1	CD PROGRESS ISSUE 1	15 OCT 14
2	CD PROGRESS ISSUE 2	19 DEC 14
3	D.O.B. SUBMISSION	18 FEB 15
4	CD PROGRESS ISSUE 3	09 MAR 15
	D.O.B. SUBMISSION	27 APR 15
5	CD PROGRESS ISSUE 4	01 JUN 15
6	CD PROGRESS ISSUE 5	10 AUG 15
	D.O.B. AMENDMENT 2	21 SEP 15

0 2' - 0" 4' - 0" 8' - 0"

NOT FOR BID/CONSTRUCTION

Discrepancies must be reported immediately to the Architect before proceeding. Only figured dimensions are to be used. Contractors must check all dimensions on site. This drawing is protected by copyright.

ALL DIMENSIONS ARE SHOWN IN IMPERIAL.

CONSULTANT:

AAI ARCHITECTS, P.C.

PROJECT:

217 WEST 57TH STREET
NEW YORK, NY

DRAWING TITLE:

STAIRS ST-D SECTIONS

SEAL & SIGNATURE:

REGISTERED ARCHITECT
PETER DAVID JAMES
028885
STATE OF NEW YORK

DATE:	15 OCT 14
PROJECT No:	1216-00
DRAWN: Author	REV:
CHK: Checker	6
SCALE: 1/4" = 1'-0"	
DWG No:	A-364.01
DOB PAGE No:	237 of 569

DOB EMPLOYEE STAMP:

DOB B-SCAN:

36" x 48" Arch E SHEET SIZE
FILE NAME: C:\Revit Local Files\EXTELL-985-AAI-TWR-CNF_hudson.rvt
PLOT DATE: 6/26/2015 10:36:43 AM

DEPT OF BLDGS 421226305 Job Number
E300268393X4 Scan Code

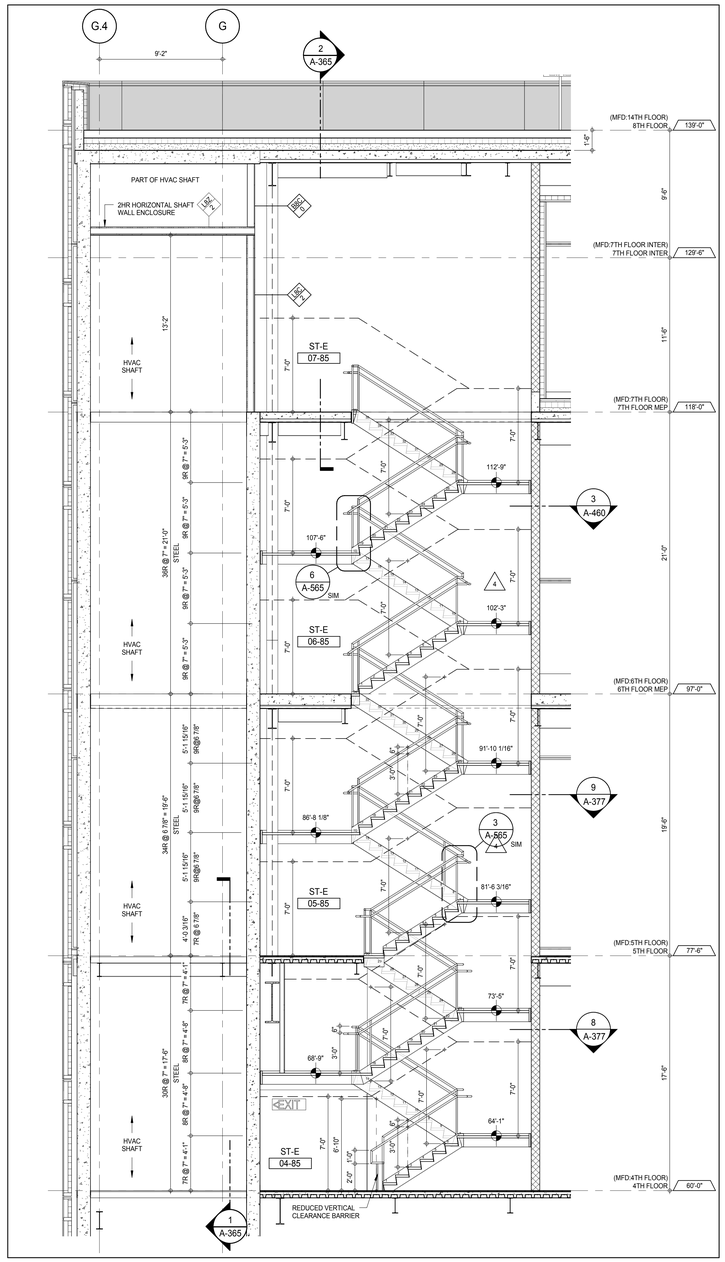

STAIR ST-E SECTION LOOKING NORTH - 4TH FLOOR TO 7TH FLOOR INTER 3
A-365
1/4" = 1'-0"

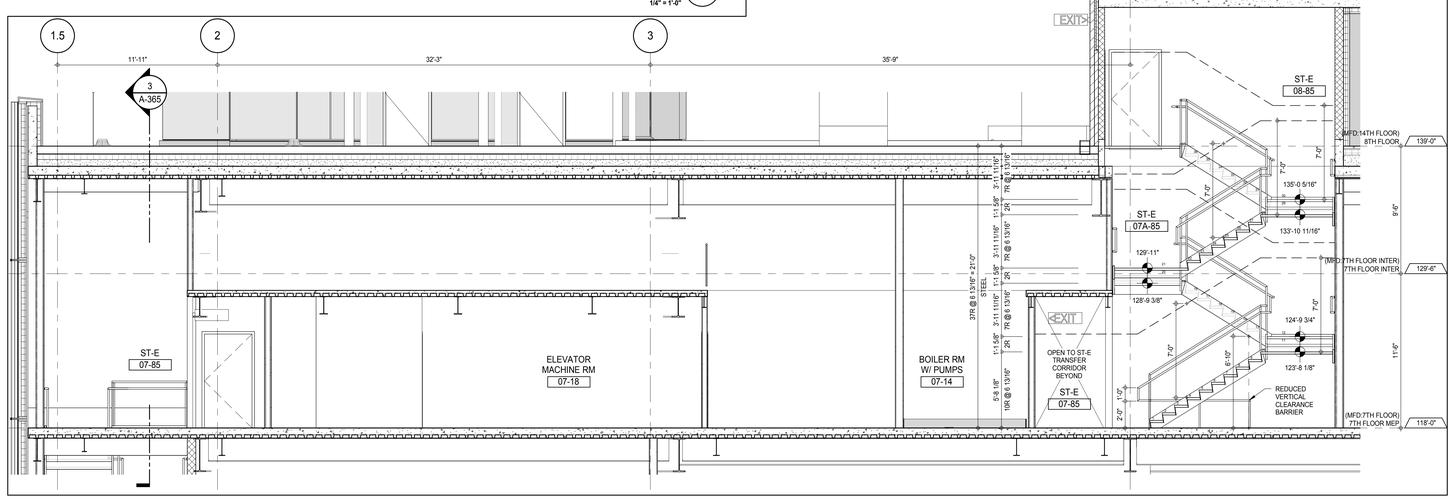

STAIR ST-E SECTION THRU TRANSFER LOOKING EAST - 7TH TO 8TH FLOORS 2
A-365
1/4" = 1'-0"

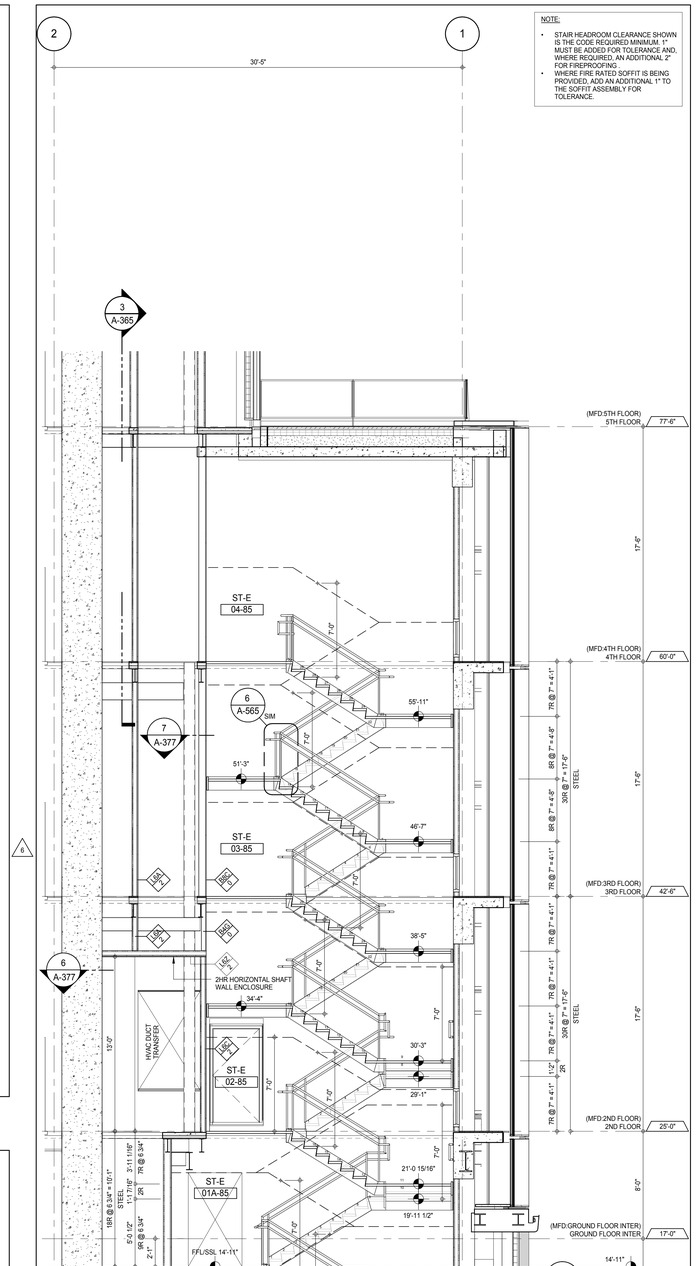

NOTE:
- STAIR HEADROOM CLEARANCE SHOWN IS THE CODE REQUIRED MINIMUM. 1" MUST BE ADDED FOR TOLERANCE AND, WHERE REQUIRED, AN ADDITIONAL 2" FOR FIREPROOFING .
- WHERE FIRE RATED SOFFIT IS BEING PROVIDED, ADD AN ADDITIONAL 1" TO THE SOFFIT ASSEMBLY FOR TOLERANCE.

STAIR ST-E & ST-H SECTION LOOKING WEST - CELLAR TO 4TH FLOOR 1
A-365
1/4" = 1'-0"

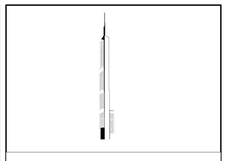

KEY PLAN:

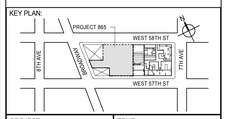

PROJECT NORTH | TRUE NORTH

DEVELOPER:
EXTELL DEVELOPMENT COMPANY
805 THIRD AVENUE, 7TH FLOOR
New York, NY 10022 USA
TEL: 212 712 6000 FAX: 212 712 6100

DESIGN ARCHITECT: Base Building Shell & Core
ADRIAN SMITH + GORDON GILL ARCHITECTURE
111 WEST MONROE STREET SUITE 2300
CHICAGO IL 60603
TEL: 312 920 1888 FAX: 312 920 1775

INTERIOR DESIGNER: Residential
Rottet Architecture and Design Studio, PLLC
298 Fifth Ave, 7th Floor
New York, NY 10001
TEL: 646 998 7000 FAX:

ARCHITECT OF RECORD: Base Building Shell, Core, & Residential
AAI ARCHITECTS, P.C.
401 Wellington St. W., 3rd Floor
Toronto, ON M5V 1E7 Canada
TEL: 416 967 1500 FAX: 416 967 7150

STRUCTURAL ENGINEERS:
WSP CANTOR SEINUK
228 EAST 45th Street
New York, NY 10017 USA
TEL: 212 687 9888 FAX: 646 487 5501

MEP ENGINEERS:
AKF GROUP
165 Broadway, 22nd Floor
New York, NY 10006 USA
TEL: 212 354 5656 FAX: 212 354 5668

GEOTECHNICAL ENGINEERS:
Langan Engineering & Environmental Services
21 Penn Plaza - 360 West 31st Street, 8th Floor
New York, NY 10001-2727
TEL: 212 479 5400 FAX: 212 479 5444

CODE CONSULTANTS:
Construction Consulting Associates
100 Church Street
New York, NY 10007
TEL: 212 385 1818 FAX: 212 385 1911

CURTAINWALL CONSULTANT:
AJLP Consulting
40 Worth Street. Suite 826
New York, NY 10013
TEL: 212 757 5659 FAX: 646 219 8508

LANDMARK/PRESERVATION CONSULTANT:
Jan Hird Pokorny Associates, Inc.
39 West 37th Street, 12A
New York, NY 10018
TEL: 212 759 6462 FAX: 212 759 6540

No.	DESCRIPTION	DATE
1	CD PROGRESS ISSUE 1	15 OCT 14
2	CD PROGRESS ISSUE 2	19 DEC 14
3	D.O.B. SUBMISSION	18 FEB 15
4	CD PROGRESS ISSUE 3	09 MAR 15
	D.O.B. SUBMISSION	27 APR 15
5	CD PROGRESS ISSUE 4	01 JUN 15
6	CD PROGRESS ISSUE 5	10 AUG 15
	D.O.B. AMENDMENT 2	21 SEP 15

0 2' - 0" 4' - 0" 8' - 0"

NOT FOR BID/CONSTRUCTION

Discrepancies must be reported immediately to the Architect before proceeding. Only figured dimensions are to be used. Contractors must check all dimensions on site. This drawing is protected by copyright.

ALL DIMENSIONS ARE SHOWN IN IMPERIAL.

CONSULTANT: AAI ARCHITECTS, P.C.

PROJECT:
217 WEST 57TH STREET
NEW YORK, NY

DRAWING TITLE:
STAIRS ST-E SECTIONS

SEAL & SIGNATURE: REGISTERED ARCHITECT DAVID JAMES POKORNY NO. 028881 STATE OF NEW YORK

DATE:	15 OCT 14
PROJECT No:	1216-00
DRAWN: Author	REV: 6
CHK: Checker	
SCALE: 1/4" = 1'-0"	
DWG No:	A-365.01
DOB PAGE No:	238 of 569

DOB EMPLOYEE STAMP: DOB B-SCAN:

36" x 48" Arch E SHEET SIZE
FILE NAME: C:\Revit Local Files\EXTELL-865-AAI-TVSR-CNF_Jeelanim.rvt
PLOT DATE: 9/22/2015 10:37:13 AM

DEPT OF BLDGS 421253505 Job Number
E350304479R2 Scan Code

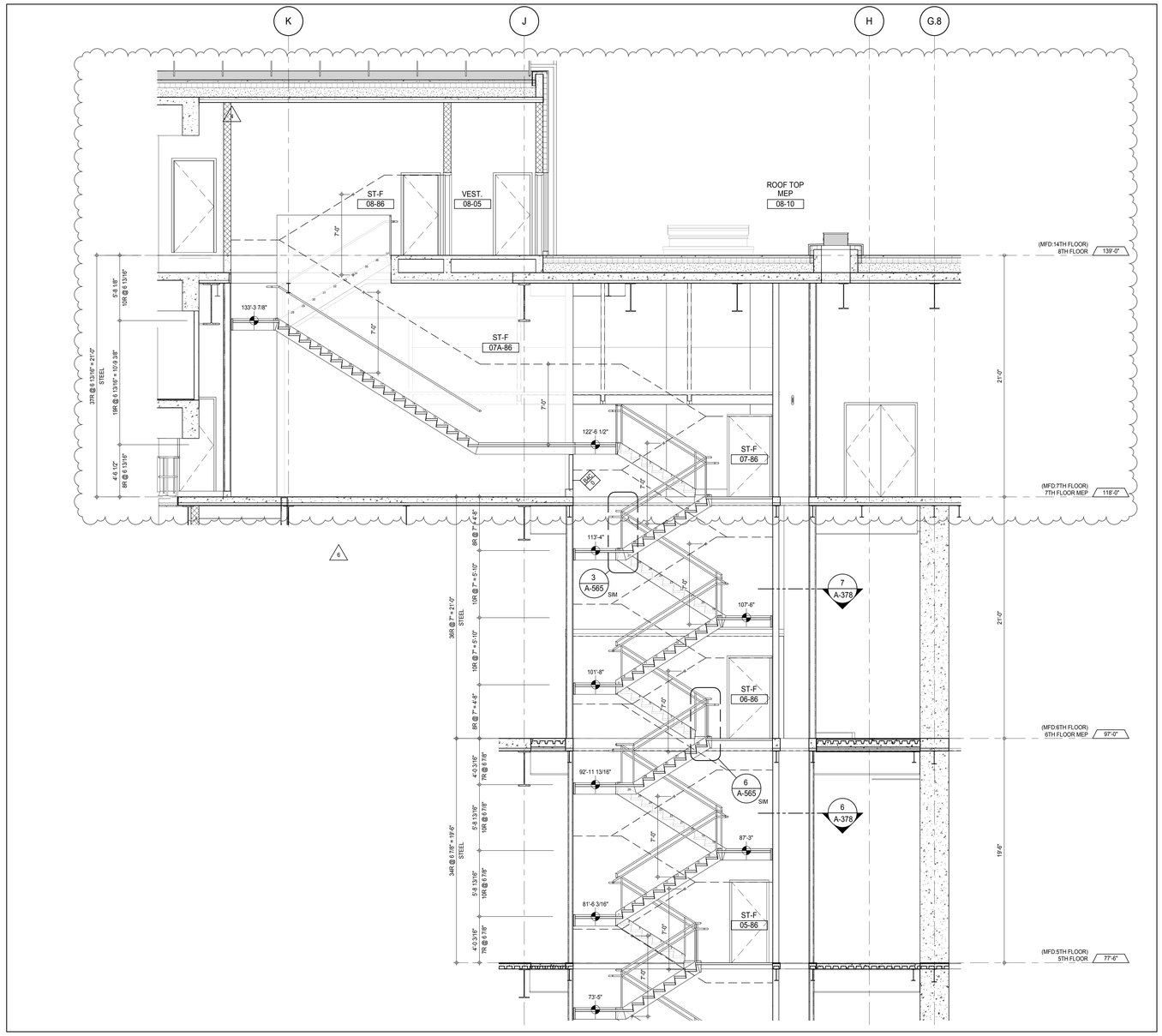

STAIR ST-F SECTION LOOKING NORTH - 5TH TO 8TH FLOORS (3)
A-378
1/4" = 1'-0"

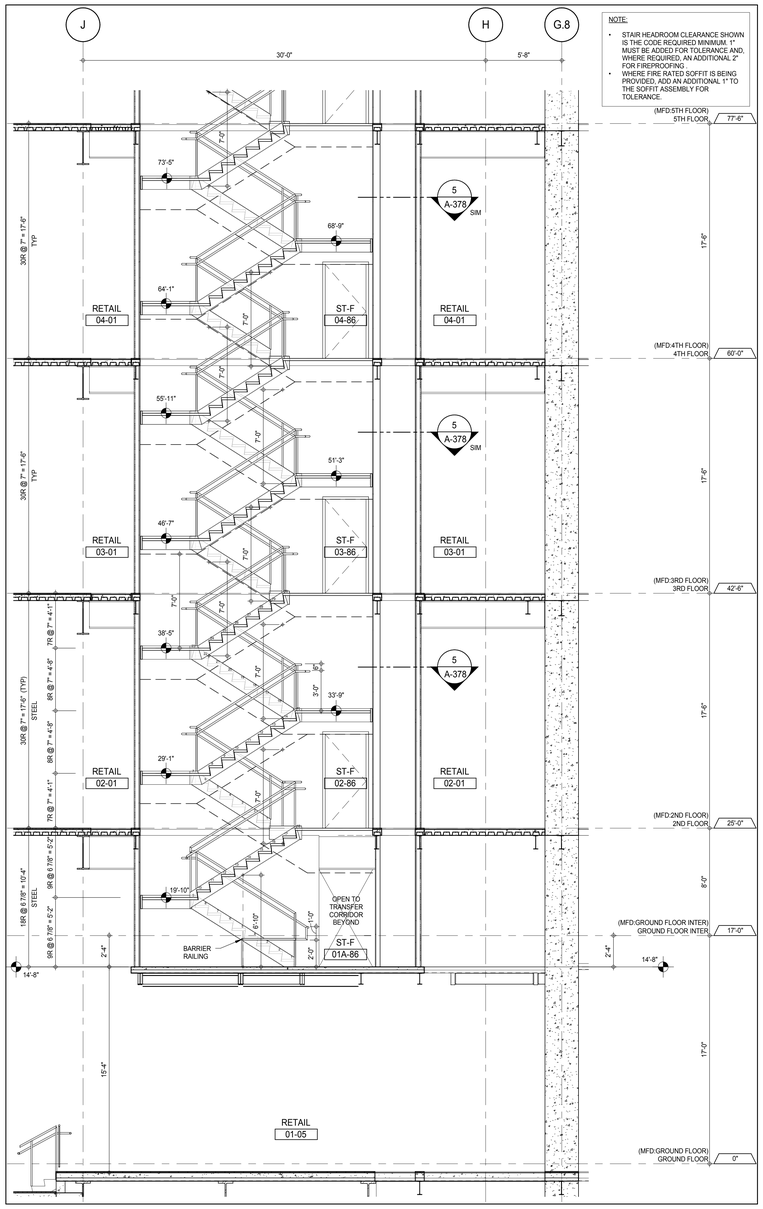

NOTE:
- STAIR HEADROOM CLEARANCE SHOWN IS THE CODE REQUIRED MINIMUM. 1" MUST BE ADDED FOR TOLERANCE AND, WHERE REQUIRED, AN ADDITIONAL 2" FOR FIREPROOFING .
- WHERE FIRE RATED SOFFIT IS BEING PROVIDED, ADD AN ADDITIONAL 1" TO THE SOFFIT ASSEMBLY FOR TOLERANCE.

STAIR ST-F SECTION LOOKING NORTH - GROUND TO 5TH FLOORS (2)
A-366
1/4" = 1'-0"

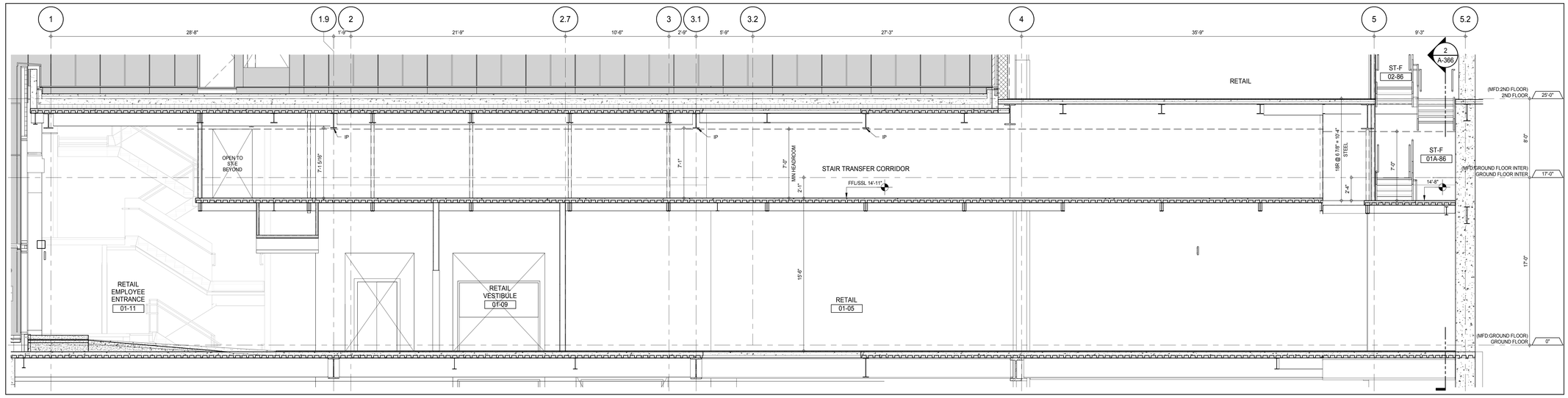

STAIRS ST-F TO ST-E SECTION THRU TRANSFER LOOKING EAST - GROUND TO 2ND FLOORS (1)
A-421
1/4" = 1'-0"

KEY PLAN:

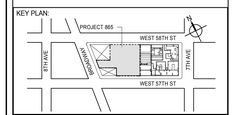

PROJECT NORTH

TRUE NORTH

DEVELOPER:
EXTELL DEVELOPMENT COMPANY
805 THIRD AVENUE, 7TH FLOOR
New York, NY 10022 USA
TEL: 212 712 6000 FAX: 212 712 6100

DESIGN ARCHITECT: Base Building Shell & Core
ADRIAN SMITH + GORDON GILL ARCHITECTURE
111 WEST MONROE STREET SUITE 2300
CHICAGO IL 60603
TEL: 312 920 1888 FAX: 312 920 1775

INTERIOR DESIGNER: Residential
Rottet Architecture and Design Studio, PLLC
298 Fifth Ave, 7th Floor
New York, NY 10001
TEL: 646 998 7000 FAX:

ARCHITECT OF RECORD: Base Building Shell, Core, & Residential
AAI ARCHITECTS, P.C.
401 Wellington St. W., 3rd Floor
Toronto, ON M5V 1E7 Canada
TEL: 416 967 1500 FAX: 416 967 7150

STRUCTURAL ENGINEERS:
WSP CANTOR SEINUK
228 EAST 45th Street
New York, NY 10017 USA
TEL: 212 687 9888 FAX: 646 487 5501

MEP ENGINEERS:
AKF GROUP
165 Broadway, 22nd Floor
New York, NY 10006 USA
TEL: 212 354 5656 FAX: 212 354 5668

GEOTECHNICAL ENGINEERS:
Langan Engineering & Environmental Services
21 Penn Plaza - 360 West 31st Street, 8th Floor
New York, NY 10001-2727
TEL: 212 479 5400 FAX: 212 479 5444

CODE CONSULTANTS:
Construction Consulting Associates
100 Church Street
New York, NY 10007
TEL: 212 385 1818 FAX: 212 385 1911

CURTAINWALL CONSULTANT:
AJLP Consulting
40 Worth Street. Suite 826
New York, NY 10013
TEL: 212 757 5659 FAX: 646 219 8508

LANDMARK/PRESERVATION CONSULTANT:
Jan Hird Pokorny Associates, Inc.
39 West 37th Street, 12A
New York, NY 10018
TEL: 212 759 6462 FAX: 212 759 6540

No.	DESCRIPTION	DATE
1	CD PROGRESS ISSUE 1	15 OCT 14
2	CD PROGRESS ISSUE 2	19 DEC 14
3	D.O.B. SUBMISSION	18 FEB 15
4	CD PROGRESS ISSUE 3	09 MAR 15
	D.O.B. SUBMISSION	27 APR 15
5	CD PROGRESS ISSUE 4	01 JUN 15
6	CD PROGRESS ISSUE 5	10 AUG 15
	D.O.B. AMENDMENT 2	21 SEP 15

0 2'-0" 4'-0" 8'-0"

NOT FOR BID/CONSTRUCTION

Discrepancies must be reported immediately to the Architect before proceeding. Only figured dimensions are to be used. Contractors must check all dimensions on site. This drawing is protected by copyright.

ALL DIMENSIONS ARE SHOWN IN IMPERIAL.

CONSULTANT:

AAI ARCHITECTS, P.C.

PROJECT:

217 WEST 57TH STREET
NEW YORK, NY

DRAWING TITLE:

STAIRS ST-F SECTIONS

SEAL & SIGNATURE:

DATE:	15 OCT 14
PROJECT No:	1216-00
DRAWN: Author	REV: 6
CHK: Checker	
SCALE: 1/4" = 1'-0"	
DWG No:	A-366.01
DOB PAGE No:	239 of 569

DOB EMPLOYEE STAMP:

DOB B-SCAN:

36" x 48" Arch E SHEET SIZE

FILE NAME: C:\Bim\1-Local Files\EXTELL-865-AAI-TWR-CNF_hadleymr.rvt
PLOT DATE: 9/22/2015 10:37:48 AM

DEPT OF BLDGS 421263505 Job Number
E362706983 Scan Code

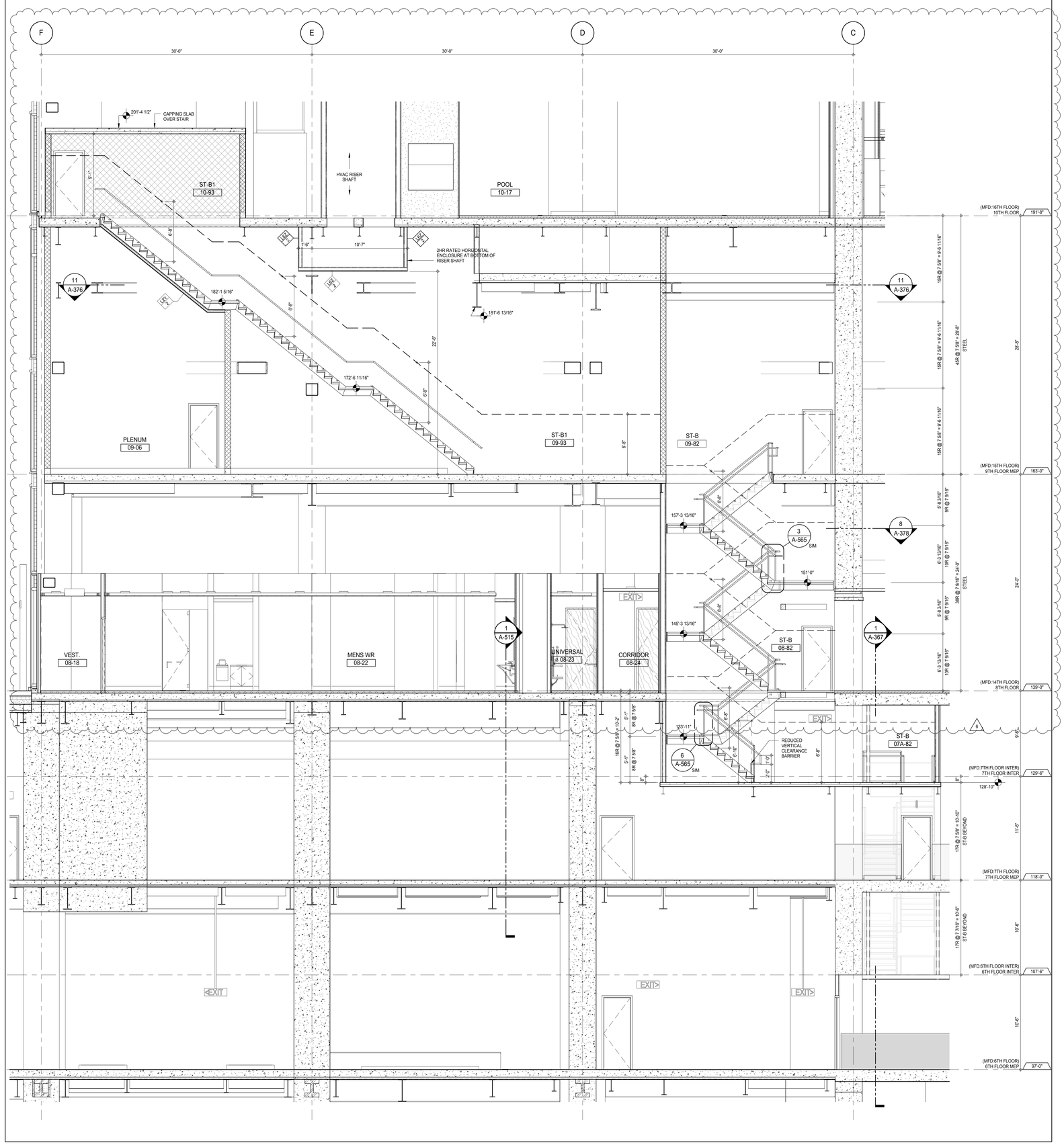

PARTIAL SECTION - STAIR ST-B & ST-B1 SECTION LOOKING NORTH - 6TH TO 10TH FLOORS (2)
A-114
1/4" = 1'-0"

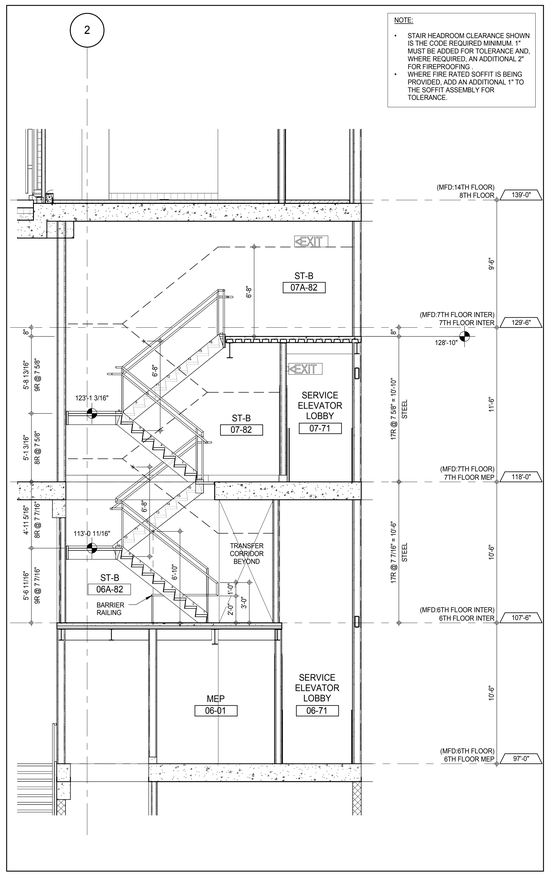

STAIR ST-B SECTION LOOKING EAST - 7TH TO 8TH FLOORS (1)
A-367
1/4" = 1'-0"

KEY PLAN:

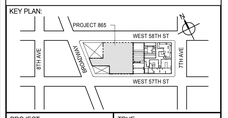

PROJECT NORTH

TRUE NORTH

DEVELOPER:
EXTELL DEVELOPMENT COMPANY
805 THIRD AVENUE, 7TH FLOOR
New York, NY 10022 USA
TEL: 212 712 6000 FAX: 212 712 6100

DESIGN ARCHITECT: Base Building Shell & Core
ADRIAN SMITH + GORDON GILL ARCHITECTURE
111 WEST MONROE STREET SUITE 2300
CHICAGO IL 60603
TEL: 312 920 1888 FAX: 312 920 1775

INTERIOR DESIGNER: Residential
Rottet Architecture and Design Studio, PLLC
298 Fifth Ave, 7th Floor
New York, NY 10001
TEL: 646 998 7000 FAX:

ARCHITECT OF RECORD: Base Building Shell, Core, & Residential
AAI ARCHITECTS, P.C.
401 Wellington St. W., 3rd Floor
Toronto, ON M5V 1E7 Canada
TEL: 416 967 1500 FAX: 416 967 7150

STRUCTURAL ENGINEERS:
WSP CANTOR SEINUK
228 EAST 45th Street
New York, NY 10017 USA
TEL: 212 687 9888 FAX: 646 487 5501

MEP ENGINEERS:
AKF GROUP
165 Broadway, 22nd Floor
New York, NY 10006 USA
TEL: 212 354 5656 FAX: 212 354 5668

GEOTECHNICAL ENGINEERS:
Langan Engineering & Environmental Services
21 Penn Plaza - 360 West 31st Street, 8th Floor
New York, NY 10001-2727
TEL: 212 479 5400 FAX: 212 479 5444

CODE CONSULTANTS:
Construction Consulting Associates
100 Church Street
New York, NY 10007
TEL: 212 385 1818 FAX: 212 385 1911

CURTAINWALL CONSULTANT:
AJLP Consulting
40 Worth Street. Suite 826
New York, NY 10013
TEL: 212 757 5659 FAX: 646 219 8508

LANDMARK/PRESERVATION CONSULTANT:
Jan Hird Pokorny Associates, Inc.
39 West 37th Street, 12A
New York, NY 10018
TEL: 212 759 6462 FAX: 212 759 6540

No.	DESCRIPTION	DATE
1	CD PROGRESS ISSUE 1	15 OCT 14
2	CD PROGRESS ISSUE 2	19 DEC 14
3	D.O.B. SUBMISSION	18 FEB 15
4	CD PROGRESS ISSUE 3	09 MAR 15
	D.O.B. SUBMISSION	27 APR 15
5	CD PROGRESS ISSUE 4	01 JUN 15
6	CD PROGRESS ISSUE 5	10 AUG 15
	D.O.B. AMENDMENT 2	21 SEP 15

0 2' - 0" 4' - 0" 8' - 0"

NOT FOR BID/CONSTRUCTION

Discrepancies must be reported immediately to the Architect before proceeding. Only figured dimensions are to be used. Contractors must check all dimensions on site. This drawing is protected by copyright.

ALL DIMENSIONS ARE SHOWN IN IMPERIAL.

CONSULTANT:
AAI ARCHITECTS, P.C.

PROJECT:
217 WEST 57TH STREET
NEW YORK, NY

DRAWING TITLE:
STAIRS ST-B AND ST-B1 SECTIONS

SEAL & SIGNATURE:

DATE:	15 OCT 14
PROJECT No:	1216-00
DRAWN: Author	REV:
CHK: Checker	6
SCALE: 1/4" = 1'-0"	
DWG No:	A-367.01
DOB PAGE No:	240 of 569

DOB EMPLOYEE STAMP:

DOB B-SCAN:

36" x 48" Arch E SHEET SIZE
FILE NAME: C:\Revit Local Files\EXTELL-985-AAI-TWR-CNF_hudsonn.rvt
PLOT DATE: 6/22/2015 10:38:16 AM

DEPT OF BLDGS 421258305 Job Number
E3703057779 Scan Code

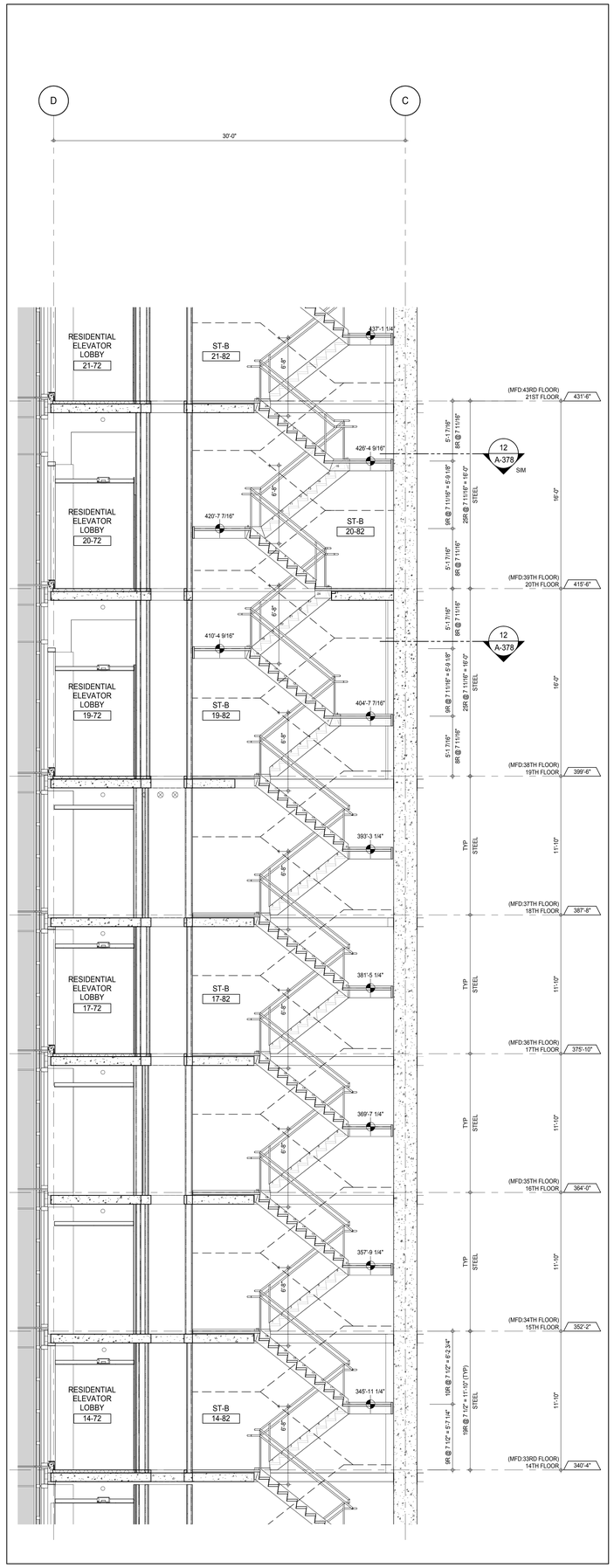

STAIR ST-B SECTION LOOKING NORTH - 14TH TO 21ST FLOORS (3)
A-128
1/4" = 1'-0"

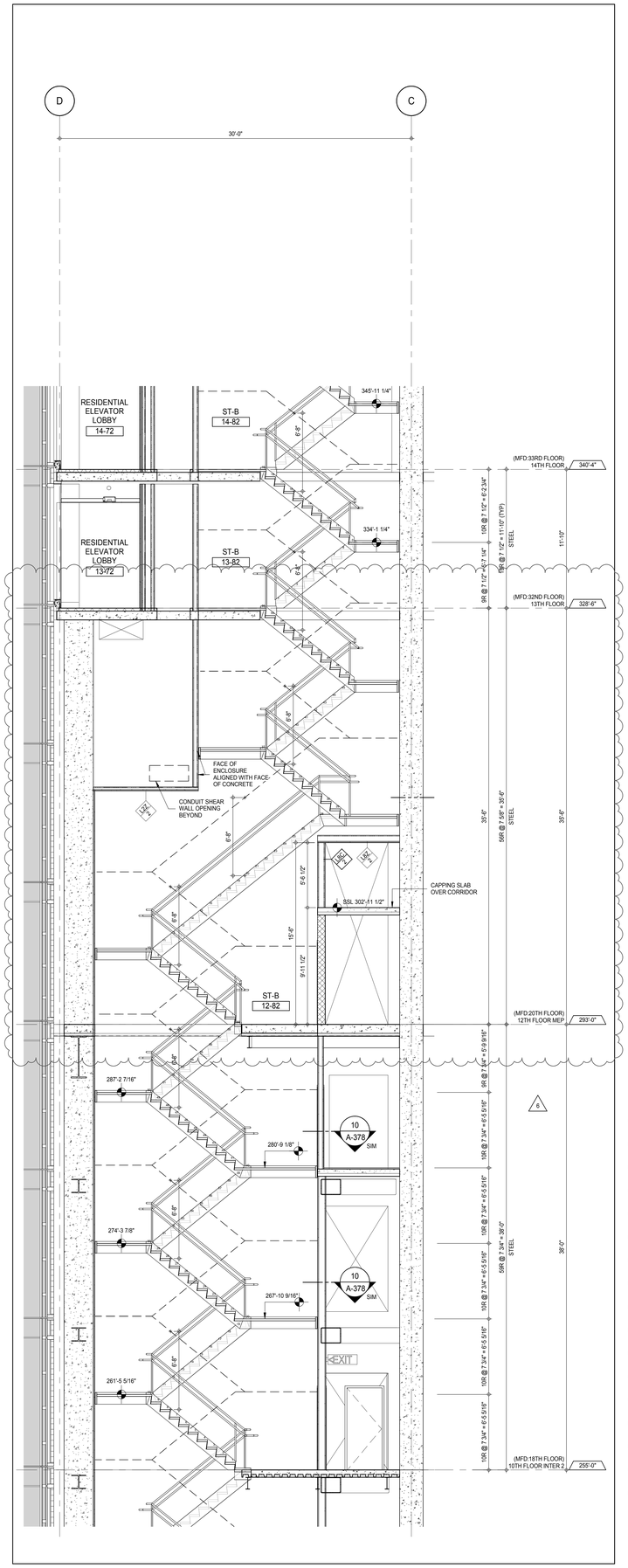

STAIR ST-B SECTION LOOKING NORTH - 10TH FLOOR INTER 2 TO 14TH FLOOR (2)
A-119
1/4" = 1'-0"

NOTE:
- STAIR HEADROOM CLEARANCE SHOWN IS THE CODE REQUIRED MINIMUM. 1" MUST BE ADDED FOR TOLERANCE AND, WHERE REQUIRED, AN ADDITIONAL 2" FOR FIREPROOFING
- WHERE FIRE RATED SOFFIT IS BEING PROVIDED, ADD AN ADDITIONAL 1" TO THE SOFFIT ASSEMBLY FOR TOLERANCE.

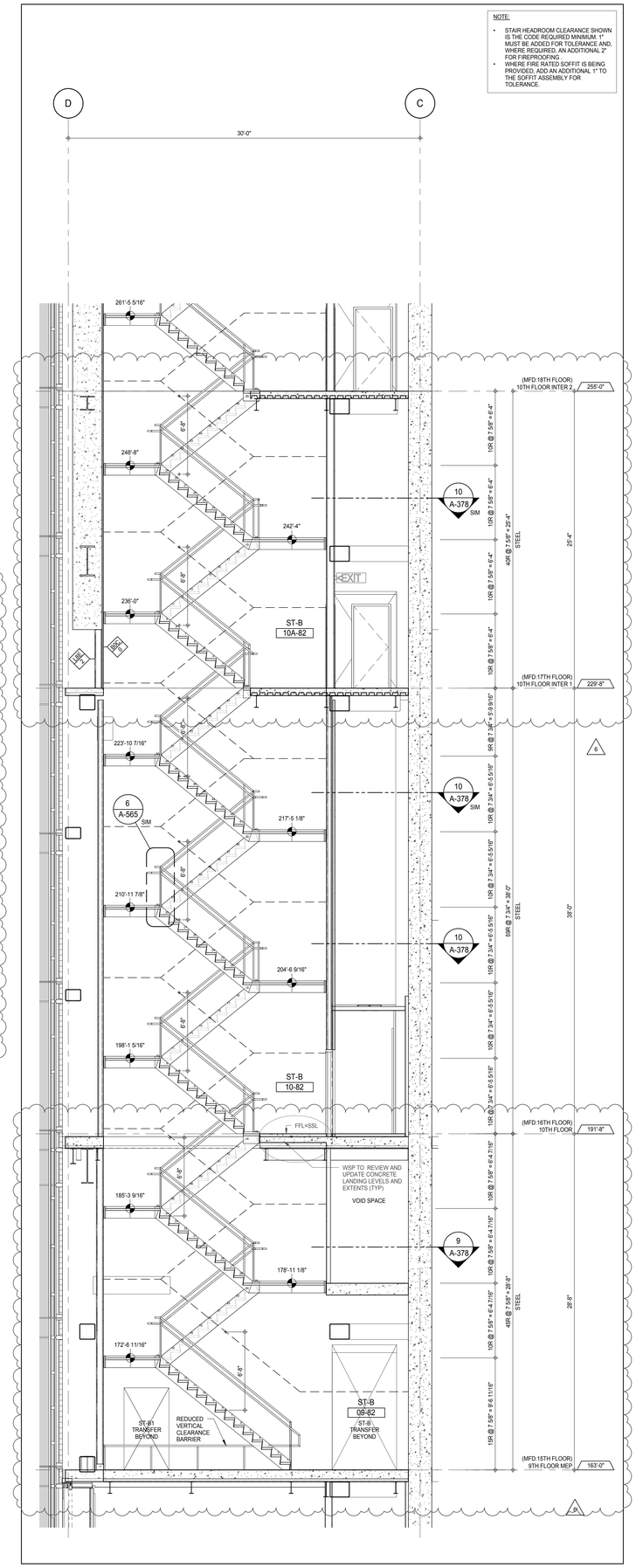

STAIR ST-B SECTION LOOKING NORTH - 9TH TO 10TH FLOOR INTER 2 (1)
A-116
1/4" = 1'-0"

KEY PLAN:

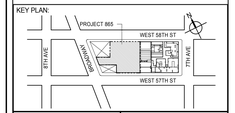

PROJECT NORTH | TRUE NORTH

DEVELOPER:
EXTELL DEVELOPMENT COMPANY
805 THIRD AVENUE, 7TH FLOOR
New York, NY 10022 USA
TEL: 212 712 6000 FAX: 212 712 6100

DESIGN ARCHITECT: Base Building Shell & Core
ADRIAN SMITH + GORDON GILL ARCHITECTURE
111 WEST MONROE STREET SUITE 2300
CHICAGO IL 60603
TEL: 312 920 1888 FAX: 312 920 1775

INTERIOR DESIGNER: Residential
Rottet Architecture and Design Studio, PLLC
298 Fifth Ave, 7th Floor
New York, NY 10001
TEL: 646 998 7000 FAX:

ARCHITECT OF RECORD: Base Building Shell, Core, & Residential
AAI ARCHITECTS, P.C.
401 Wellington St. W., 3rd Floor
Toronto, ON M5V 1E7 Canada
TEL: 416 967 1500 FAX: 416 967 7150

STRUCTURAL ENGINEERS:
WSP CANTOR SEINUK
228 EAST 45th Street
New York, NY 10017 USA
TEL: 212 687 9888 FAX: 646 487 5501

MEP ENGINEERS:
AKF GROUP
165 Broadway, 22nd Floor
New York, NY 10006 USA
TEL: 212 354 5656 FAX: 212 354 5668

GEOTECHNICAL ENGINEERS:
Langan Engineering & Environmental Services
21 Penn Plaza - 360 West 31st Street, 8th Floor
New York, NY 10001-2727
TEL: 212 479 5400 FAX: 212 479 5444

CODE CONSULTANTS:
Construction Consulting Associates
100 Church Street
New York, NY 10007
TEL: 212 385 1818 FAX: 212 385 1911

CURTAINWALL CONSULTANT:
AJLP Consulting
40 Worth Street. Suite 826
New York, NY 10013
TEL: 212 757 5659 FAX: 646 219 8508

LANDMARK/PRESERVATION CONSULTANT:
Jan Hird Pokorny Associates, Inc.
39 West 37th Street, 12A
New York, NY 10018
TEL: 212 759 6462 FAX: 212 759 6540

No.	DESCRIPTION	DATE
1	CD PROGRESS ISSUE 1	15 OCT 14
2	CD PROGRESS ISSUE 2	19 DEC 14
3	D.O.B. SUBMISSION	18 FEB 15
4	CD PROGRESS ISSUE 3	09 MAR 15
	D.O.B. SUBMISSION	27 APR 15
5	CD PROGRESS ISSUE 4	01 JUN 15
6	CD PROGRESS ISSUE 5	10 AUG 15
	D.O.B. AMENDMENT 2	21 SEP 15

0 2'-0" 4'-0" 8'-0"

NOT FOR BID/CONSTRUCTION

Discrepancies must be reported immediately to the Architect before proceeding. Only figured dimensions are to be used. Contractors must check all dimensions on site. This drawing is protected by copyright.

ALL DIMENSIONS ARE SHOWN IN IMPERIAL.

CONSULTANT: AAI ARCHITECTS, P.C.

PROJECT:
217 WEST 57TH STREET
NEW YORK, NY

DRAWING TITLE:
STAIRS ST-B SECTIONS

SEAL & SIGNATURE: STATE OF NEW YORK · JOSEPH DAVID JAMES · 029883 · REGISTERED ARCHITECT

DATE:	15 OCT 14
PROJECT No:	1216-00
DRAWN: Author	REV: 6
CHK: Checker	
SCALE: 1/4" = 1'-0"	
DWG No:	A-368.01
DOB PAGE No:	241 of 569

DOB EMPLOYEE STAMP: DOB B-SCAN:

36" x 48" Arch E SHEET SIZE
FILE NAME: C:\Revit Local Files\EXTELL-865-AAI-TWR-CNE_textterm.rvt
PLOT DATE: 11/18/2015 2:17:59 PM

DEPT OF BLDGS 421253505 Job Number
E326187348S1 Scan Code

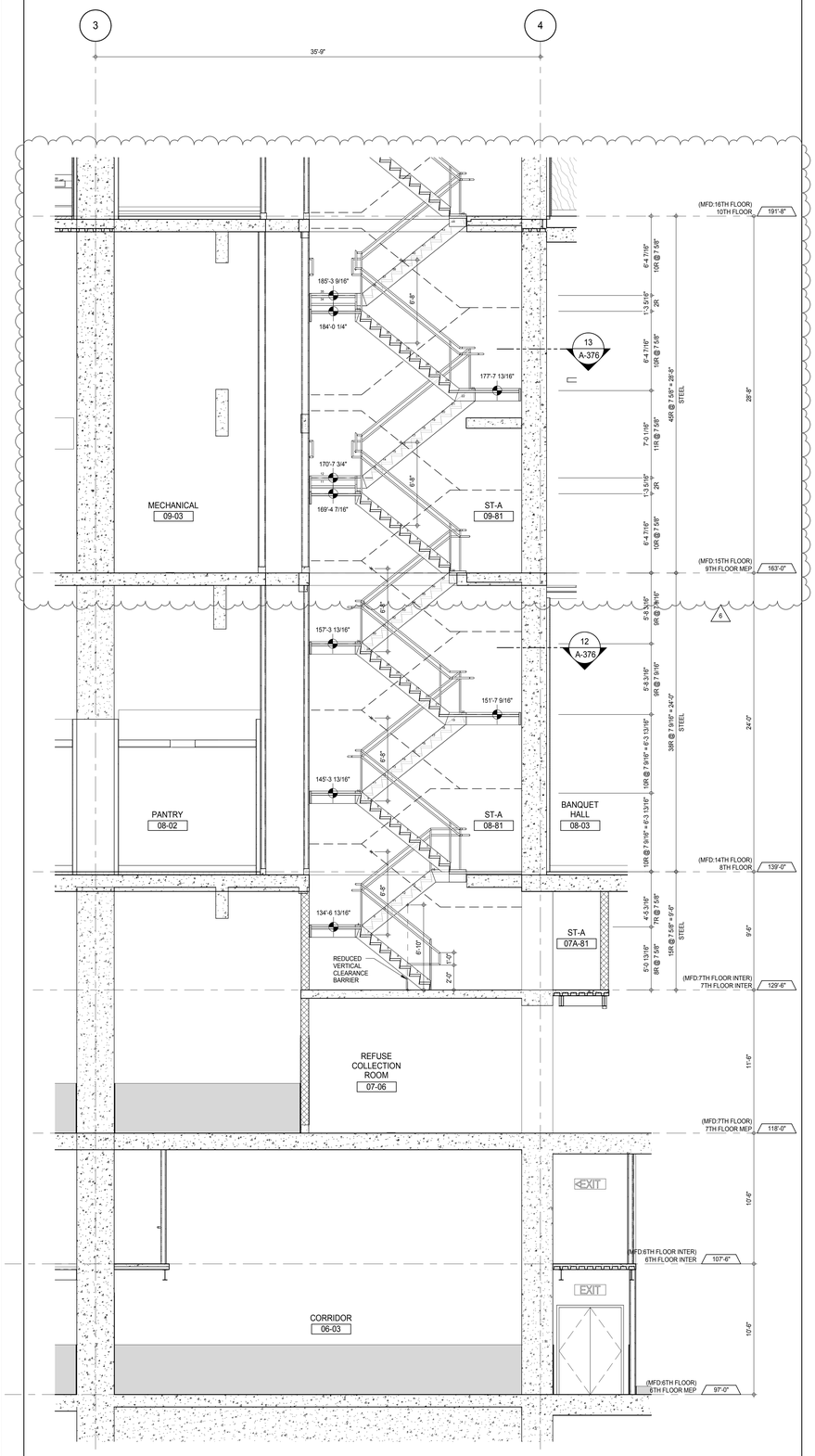

STAIR ST-A SECTION LOOKING EAST - 7TH FLOOR INTER TO 10TH FLOOR (3)
A-114
1/4" = 1'-0"

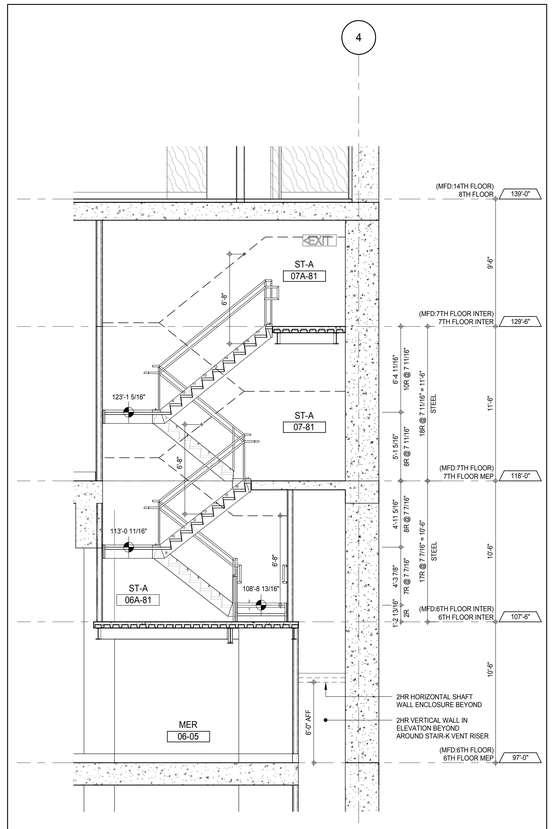

STAIR ST-A SECTION LOOKING WEST - 6TH FLOOR INTER TO 7TH FLOOR INTER (2)
A-460
1/4" = 1'-0"

NOTE:

- STAIR HEADROOM CLEARANCE SHOWN IS THE CODE REQUIRED MINIMUM. 1" MUST BE ADDED FOR TOLERANCE AND, WHERE REQUIRED, AN ADDITIONAL 2" FOR FIREPROOFING
- WHERE FIRE RATED SOFFIT IS BEING PROVIDED, ADD AN ADDITIONAL 1" TO THE SOFFIT ASSEMBLY FOR TOLERANCE.

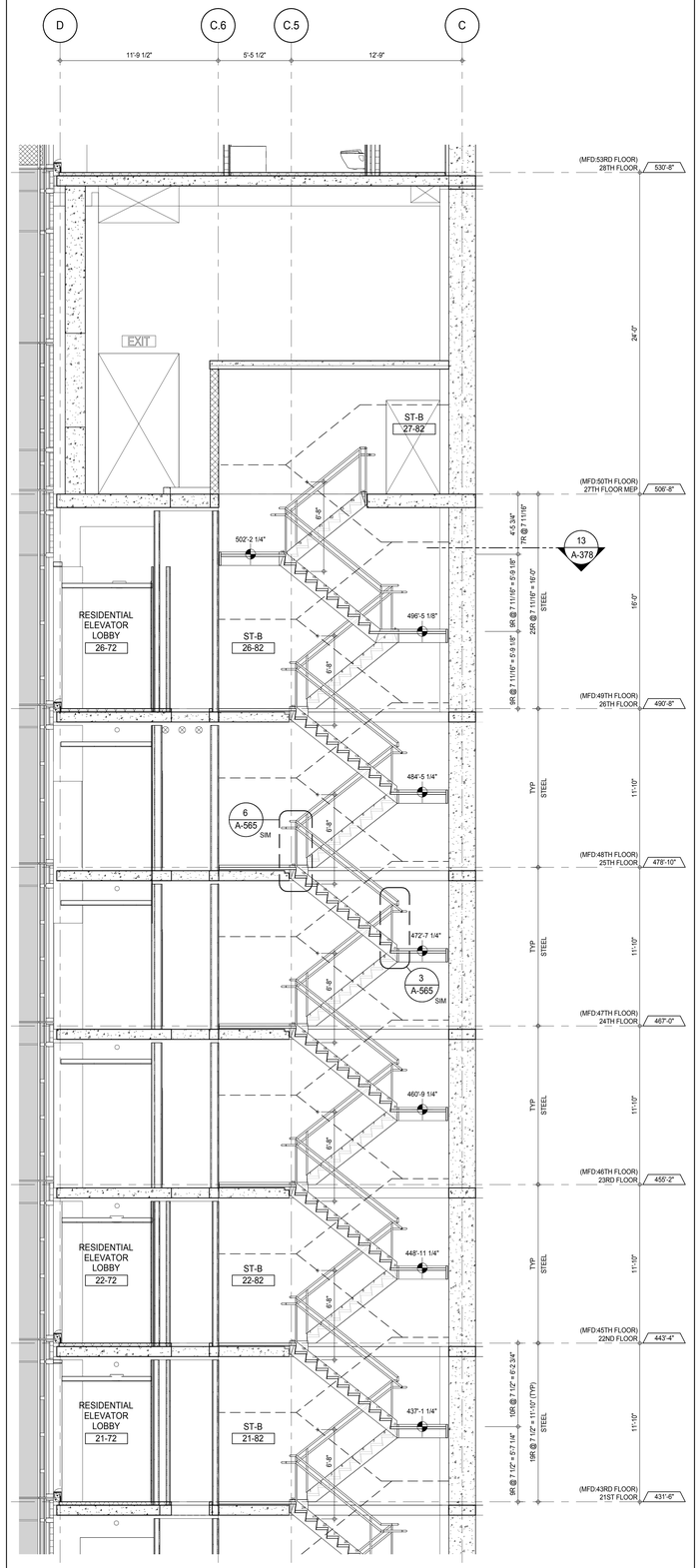

STAIR ST-B SECTION LOOKING NORTH - 21ST TO 27TH FLOORS (1)
A-136
1/4" = 1'-0"

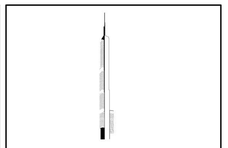

KEY PLAN:

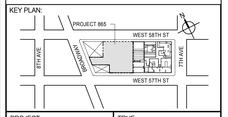

PROJECT NORTH

TRUE NORTH

DEVELOPER:
EXTELL DEVELOPMENT COMPANY
805 THIRD AVENUE, 7TH FLOOR
New York, NY 10022 USA
TEL: 212 712 6000 FAX: 212 712 6100

DESIGN ARCHITECT: Base Building Shell & Core
ADRIAN SMITH + GORDON GILL ARCHITECTURE
111 WEST MONROE STREET SUITE 2300
CHICAGO IL 60603
TEL: 312 920 1888 FAX: 312 920 1775

INTERIOR DESIGNER: Residential
Rottet Architecture and Design Studio, PLLC
298 Fifth Ave, 7th Floor
New York, NY 10001
TEL: 646 998 7000 FAX:

ARCHITECT OF RECORD: Base Building Shell, Core, & Residential
AAI ARCHITECTS, P.C.
401 Wellington St. W., 3rd Floor
Toronto, ON M5V 1E7 Canada
TEL: 416 967 1500 FAX: 416 967 7150

STRUCTURAL ENGINEERS:
WSP CANTOR SEINUK
228 EAST 45th Street
New York, NY 10017 USA
TEL: 212 687 9888 FAX: 646 487 5501

MEP ENGINEERS:
AKF GROUP
165 Broadway, 22nd Floor
New York, NY 10006 USA
TEL: 212 354 5656 FAX: 212 354 5668

GEOTECHNICAL ENGINEERS:
Langan Engineering & Environmental Services
21 Penn Plaza - 360 West 31st Street, 8th Floor
New York, NY 10001-2727
TEL: 212 479 5400 FAX: 212 479 5444

CODE CONSULTANTS:
Construction Consulting Associates
100 Church Street
New York, NY 10007
TEL: 212 385 1818 FAX: 212 385 1911

CURTAINWALL CONSULTANT:
AJLP Consulting
40 Worth Street. Suite 826
New York, NY 10013
TEL: 212 757 5659 FAX: 646 219 8508

LANDMARK/PRESERVATION CONSULTANT:
Jan Hird Pokorny Associates, Inc.
39 West 37th Street, 12A
New York, NY 10018
TEL: 212 759 6462 FAX: 212 759 6540

No.	DESCRIPTION	DATE
1	CD PROGRESS ISSUE 1	15 OCT 14
2	CD PROGRESS ISSUE 2	19 DEC 14
3	D.O.B. SUBMISSION	18 FEB 15
4	CD PROGRESS ISSUE 3	09 MAR 15
	D.O.B. SUBMISSION	27 APR 15
5	CD PROGRESS ISSUE 4	01 JUN 15
6	CD PROGRESS ISSUE 5	10 AUG 15
	D.O.B. AMENDMENT 2	21 SEP 15

0 2' - 0" 4' - 0" 8' - 0"

NOT FOR BID/CONSTRUCTION

Discrepancies must be reported immediately to the Architect before proceeding. Only figured dimensions are to be used. Contractors must check all dimensions on site. This drawing is protected by copyright.

ALL DIMENSIONS ARE SHOWN IN IMPERIAL.

CONSULTANT:

AAI ARCHITECTS, P.C.

PROJECT:
217 WEST 57TH STREET
NEW YORK, NY

DRAWING TITLE:
STAIRS ST-B AND ST-A SECTIONS

SEAL & SIGNATURE:

REGISTERED ARCHITECT MICHAEL DAVID JAMES No. 028881 STATE OF NEW YORK

DATE:	15 OCT 14
PROJECT No:	1216-00
DRAWN: Author	REV:
CHK: Checker	6
SCALE: 1/4" = 1'-0"	
DWG No:	A-369.01
DOB PAGE No:	242 of 569

DOB EMPLOYEE STAMP: DOB B-SCAN:

36" x 48" Arch E SHEET SIZE
FILE NAME: C:\Revit Local Files\EXTELL-865-AAI-TWR-CNF_hurlstein.rvt
PLOT DATE: 9/22/2015 5:39:59 AM

STAIR ST-A SECTION LOOKING EAST - 19TH TO 27TH FLOORS (3)
A-132
1/4" = 1'-0"

STAIR ST-A SECTION LOOKING EAST- 11TH TO 19TH FLOORS (2)
A-122
1/4" = 1'-0"

NOTE:

- STAIR HEADROOM CLEARANCE SHOWN IS THE CODE REQUIRED MINIMUM. 1" MUST BE ADDED FOR TOLERANCE AND, WHERE REQUIRED, AN ADDITIONAL 2" FOR FIREPROOFING
- WHERE FIRE RATED SOFFIT IS BEING PROVIDED, ADD AN ADDITIONAL 1" TO THE SOFFIT ASSEMBLY FOR TOLERANCE.

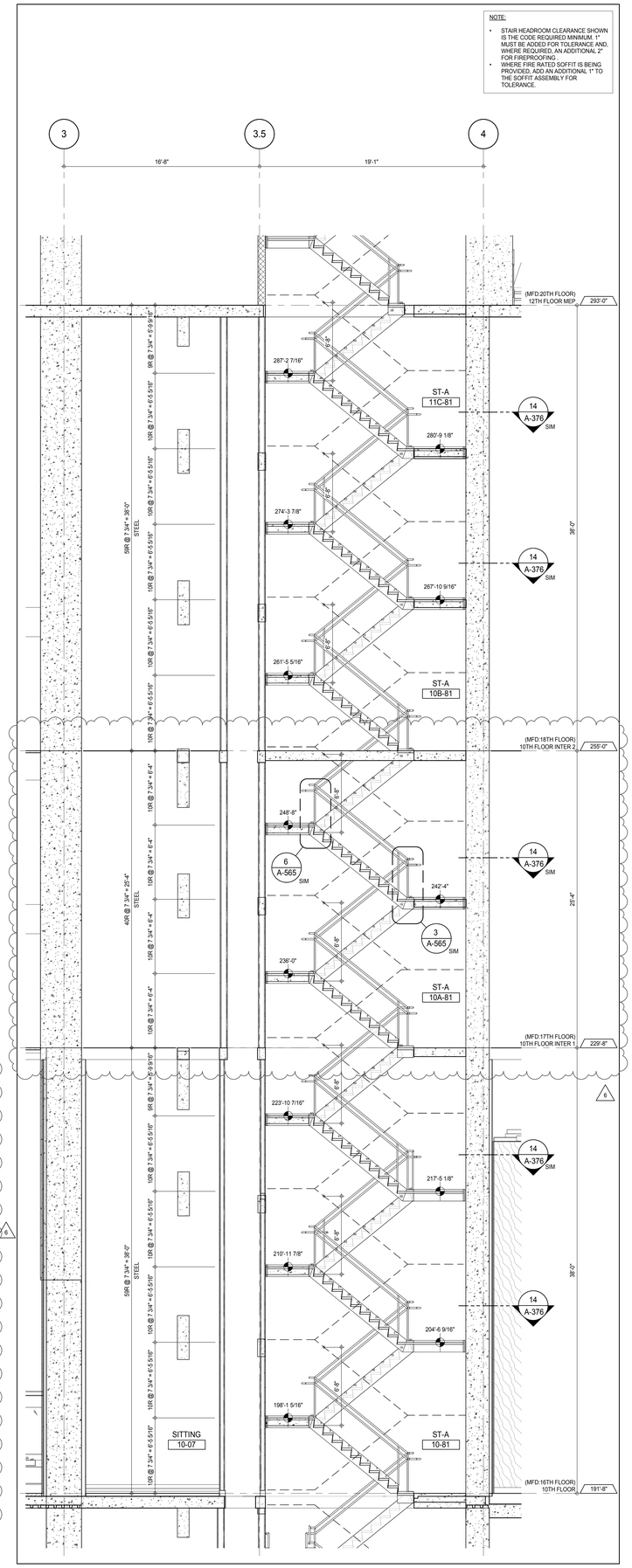

STAIR ST-A SECTION LOOKING EAST - 10TH TO 11TH FLOORS (1)
A-117
1/4" = 1'-0"

KEY PLAN:

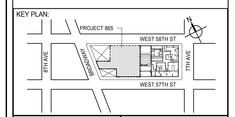

PROJECT NORTH

TRUE NORTH

DEVELOPER:
EXTELL DEVELOPMENT COMPANY
805 THIRD AVENUE, 7TH FLOOR
New York, NY 10022 USA
TEL: 212 712 6000 FAX: 212 712 6100

DESIGN ARCHITECT: Base Building Shell & Core
ADRIAN SMITH + GORDON GILL ARCHITECTURE
111 WEST MONROE STREET SUITE 2300
CHICAGO IL 60603
TEL: 312 920 1888 FAX: 312 920 1775

INTERIOR DESIGNER: Residential
Rottet Architecture and Design Studio, PLLC
298 Fifth Ave, 7th Floor
New York, NY 10001
TEL: 646 998 7000 FAX:

ARCHITECT OF RECORD: Base Building Shell, Core, & Residential
AAI ARCHITECTS, P.C.
401 Wellington St. W., 3rd Floor
Toronto, ON M5V 1E7 Canada
TEL: 416 967 1500 FAX: 416 967 7150

STRUCTURAL ENGINEERS:
WSP CANTOR SEINUK
228 EAST 45th Street
New York, NY 10017 USA
TEL: 212 687 9888 FAX: 646 487 5501

MEP ENGINEERS:
AKF GROUP
165 Broadway, 22nd Floor
New York, NY 10006 USA
TEL: 212 354 5656 FAX: 212 354 5668

GEOTECHNICAL ENGINEERS:
Langan Engineering & Environmental Services
21 Penn Plaza - 360 West 31st Street, 8th Floor
New York, NY 10001-2727
TEL: 212 479 5400 FAX: 212 479 5444

CODE CONSULTANTS:
Construction Consulting Associates
100 Church Street
New York, NY 10007
TEL: 212 385 1818 FAX: 212 385 1911

CURTAINWALL CONSULTANT:
AJLP Consulting
40 Worth Street. Suite 826
New York, NY 10013
TEL: 212 757 5659 FAX: 646 219 8508

LANDMARK/PRESERVATION CONSULTANT:
Jan Hird Pokorny Associates, Inc.
39 West 37th Street, 12A
New York, NY 10018
TEL: 212 759 6462 FAX: 212 759 6540

No.	DESCRIPTION	DATE
1	CD PROGRESS ISSUE 1	15 OCT 14
2	CD PROGRESS ISSUE 2	19 DEC 14
3	D.O.B. SUBMISSION	18 FEB 15
4	CD PROGRESS ISSUE 3	09 MAR 15
	D.O.B. SUBMISSION	27 APR 15
5	CD PROGRESS ISSUE 4	01 JUN 15
6	CD PROGRESS ISSUE 5	10 AUG 15
	D.O.B. AMENDMENT 2	21 SEP 15

0 2'-0" 4'-0" 8'-0"

NOT FOR BID/CONSTRUCTION

Discrepancies must be reported immediately to the Architect before proceeding. Only figured dimensions are to be used. Contractors must check all dimensions on site. This drawing is protected by copyright.

ALL DIMENSIONS ARE SHOWN IN IMPERIAL.

CONSULTANT:

AAI ARCHITECTS, P.C.

PROJECT:
217 WEST 57TH STREET
NEW YORK, NY

DRAWING TITLE:
STAIRS ST-A SECTIONS

SEAL & SIGNATURE:

REGISTERED ARCHITECT JAMES DAVID JANSSEN 026881 STATE OF NEW YORK

DATE:	15 OCT 14
PROJECT No:	1216-00
DRAWN: Author	REV: 6
CHK: Checker	
SCALE: 1/4" = 1'-0"	
DWG No:	A-370.01
DOB PAGE No:	243 of 569

DOB EMPLOYEE STAMP:

DOB B-SCAN:

DEPT OF BLDGS 121226305 Job Number
E3120718056 Scan Code
36" x 48" Arch E SHEET SIZE
FILE NAME: G:\Revit Local Files\EXTELL-865-AAI-TWR-CNE_bwilsonn.rvt
PLOT DATE: 9/22/2015 10:39:43 AM

DEPT OF BLDGS 421263505 Job Number
E320495918 Scan Code

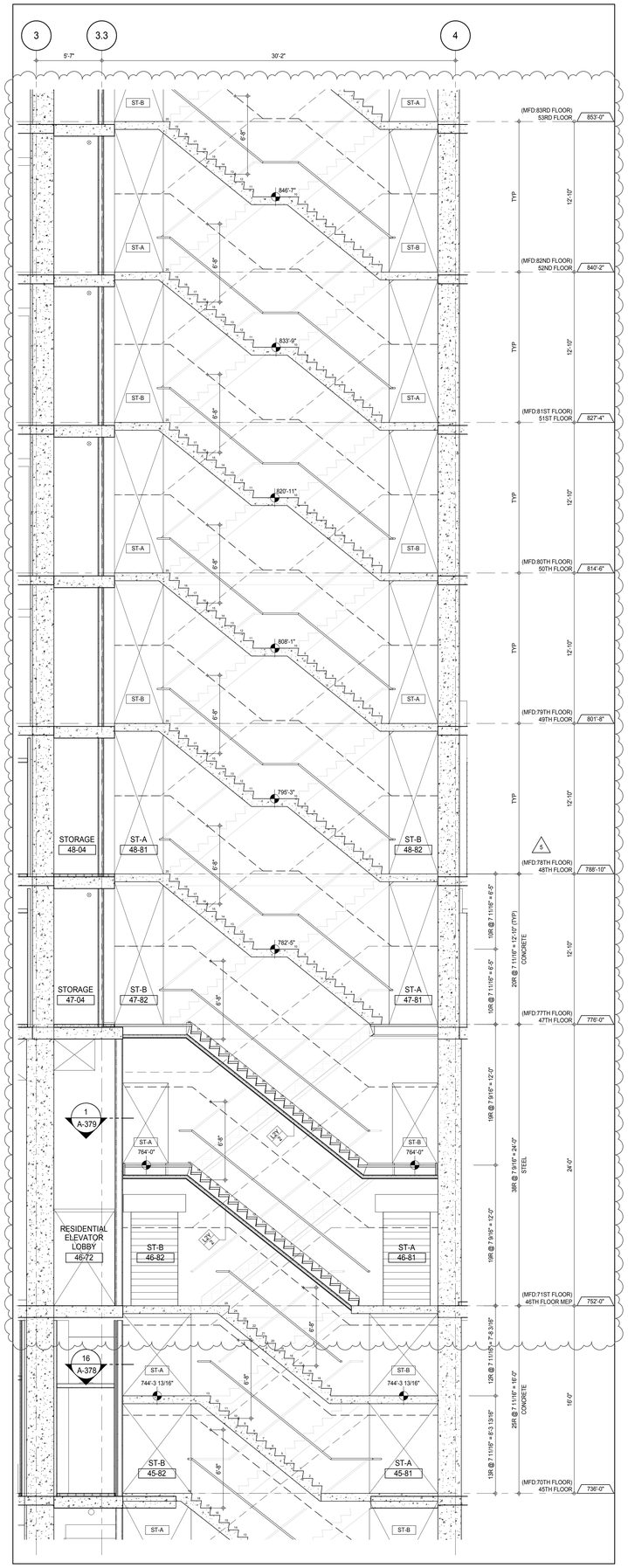

STAIRS ST-A & ST-B SECTION LOOKING EAST - 45TH TO 53RD FLOORS 3
A-147
1/4" = 1'-0"

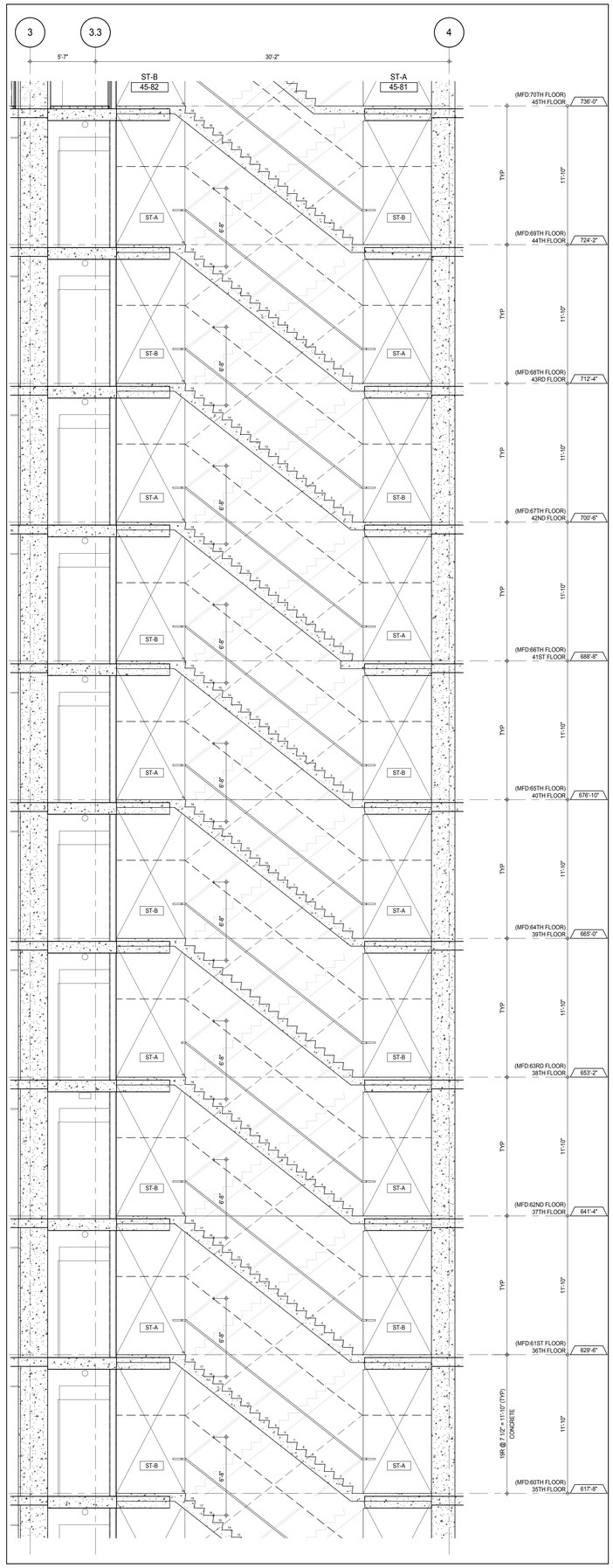

STAIRS ST-A & ST-B SECTION LOOKING EAST - 35TH TO 45TH FLOORS 2
1/4" = 1'-0"

NOTE:

- STAIR HEADROOM CLEARANCE SHOWN IS THE CODE REQUIRED MINIMUM. 1" MUST BE ADDED FOR TOLERANCE AND, WHERE REQUIRED, AN ADDITIONAL 2" FOR FIREPROOFING.
- WHERE FIRE RATED SOFFIT IS BEING PROVIDED, ADD AN ADDITIONAL 1" TO THE SOFFIT ASSEMBLY FOR TOLERANCE.

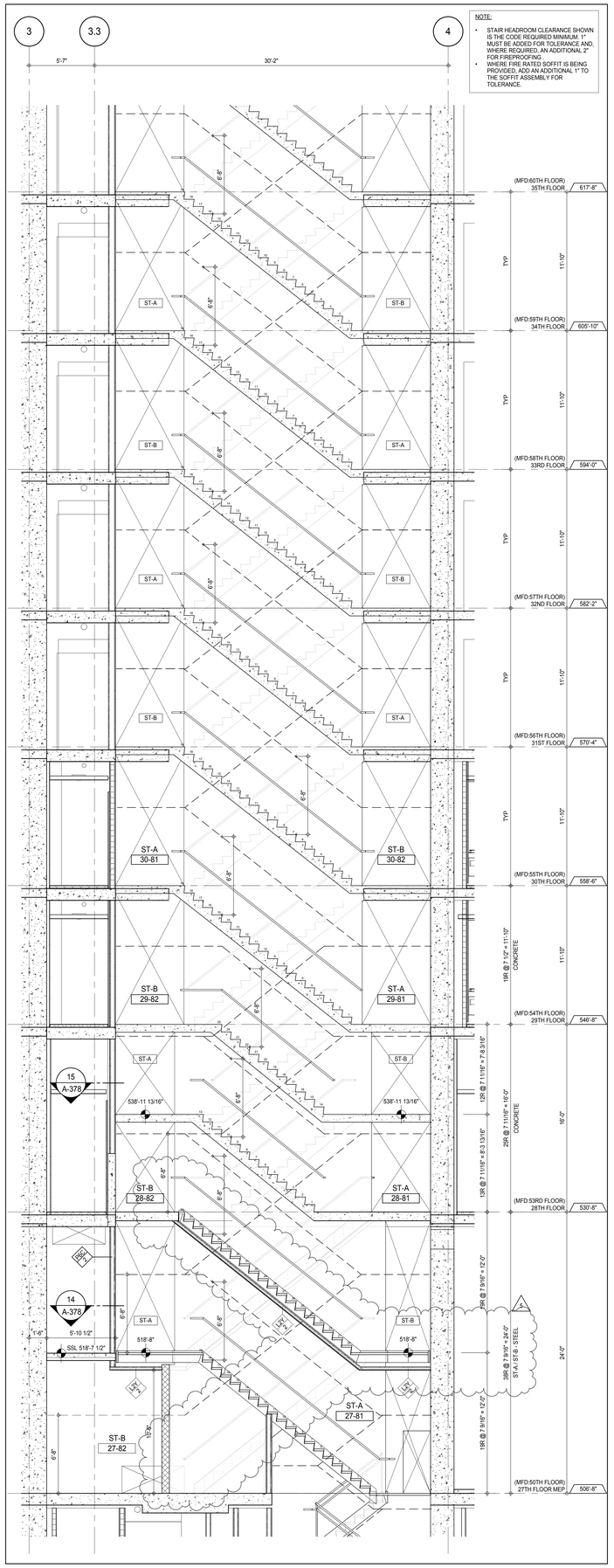

STAIRS ST-A & ST-B SECTION LOOKING EAST - 27TH TO 35TH FLOORS 1
A-142
1/4" = 1'-0"

KEY PLAN:

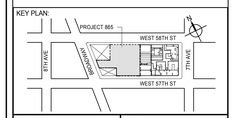

PROJECT NORTH

TRUE NORTH

DEVELOPER:
EXTELL DEVELOPMENT COMPANY
805 THIRD AVENUE, 7TH FLOOR
New York, NY 10022 USA
TEL: 212 712 6000 FAX: 212 712 6100

DESIGN ARCHITECT: Base Building Shell & Core
ADRIAN SMITH + GORDON GILL ARCHITECTURE
111 WEST MONROE STREET SUITE 2300
CHICAGO IL 60603
TEL: 312 920 1888 FAX: 312 920 1775

INTERIOR DESIGNER: Residential
Rottet Architecture and Design Studio, PLLC
298 Fifth Ave, 7th Floor
New York, NY 10001
TEL: 646 998 7000 FAX:

ARCHITECT OF RECORD: Base Building Shell, Core, & Residential
AAI ARCHITECTS, P.C.
401 Wellington St. W., 3rd Floor
Toronto, ON M5V 1E7 Canada
TEL: 416 967 1500 FAX: 416 967 7150

STRUCTURAL ENGINEERS:
WSP CANTOR SEINUK
228 EAST 45th Street
New York, NY 10017 USA
TEL: 212 687 9888 FAX: 646 487 5501

MEP ENGINEERS:
AKF GROUP
165 Broadway, 22nd Floor
New York, NY 10006 USA
TEL: 212 354 5656 FAX: 212 354 5668

GEOTECHNICAL ENGINEERS:
Langan Engineering & Environmental Services
21 Penn Plaza - 360 West 31st Street, 8th Floor
New York, NY 10001-2727
TEL: 212 479 5400 FAX: 212 479 5444

CODE CONSULTANTS:
Construction Consulting Associates
100 Church Street
New York, NY 10007
TEL: 212 385 1818 FAX: 212 385 1911

CURTAINWALL CONSULTANT:
AJLP Consulting
40 Worth Street. Suite 826
New York, NY 10013
TEL: 212 757 5659 FAX: 646 219 8508

LANDMARK/PRESERVATION CONSULTANT:
Jan Hird Pokorny Associates, Inc.
39 West 37th Street, 12A
New York, NY 10018
TEL: 212 759 6462 FAX: 212 759 6540

No.	DESCRIPTION	DATE
1	CD PROGRESS ISSUE 1	15 OCT 14
2	CD PROGRESS ISSUE 2	19 DEC 14
3	D.O.B. SUBMISSION	18 FEB 15
4	CD PROGRESS ISSUE 3	09 MAR 15
	D.O.B. SUBMISSION	27 APR 15
5	CD PROGRESS ISSUE 4	01 JUN 15
6	CD PROGRESS ISSUE 5	10 AUG 15
	D.O.B. AMENDMENT 2	21 SEP 15

0 2'-0" 4'-0" 8'-0"

NOT FOR BID/CONSTRUCTION

Discrepancies must be reported immediately to the Architect before proceeding. Only figured dimensions are to be used. Contractors must check all dimensions on site. This drawing is protected by copyright.

ALL DIMENSIONS ARE SHOWN IN IMPERIAL.

CONSULTANT:

AAI ARCHITECTS, P.C.

PROJECT:

217 WEST 57TH STREET
NEW YORK, NY

DRAWING TITLE:

STAIRS ST-A AND ST-B SECTIONS

SEAL & SIGNATURE:

REGISTERED ARCHITECT ADAM DAVID JANSSEN 026885 STATE OF NEW YORK

DATE:	15 OCT 14
PROJECT No:	1216-00
DRAWN: Author	REV:
CHK: Checker	6
SCALE: 1/4" = 1'-0"	
DWG No:	A-371.01
DOB PAGE No:	244 of 569

DOB EMPLOYEE STAMP:

DOB B-SCAN:

36" x 48" Arch E SHEET SIZE
FILE NAME: C:\Revit Local Files\EXTELL-865-AAI-TWR-CNE_hadams.rvt
PLOT DATE: 9/28/2015 10:42:19 AM

DEPT OF BLDGS 421206305 Job Number
E337937076993 Scan Code

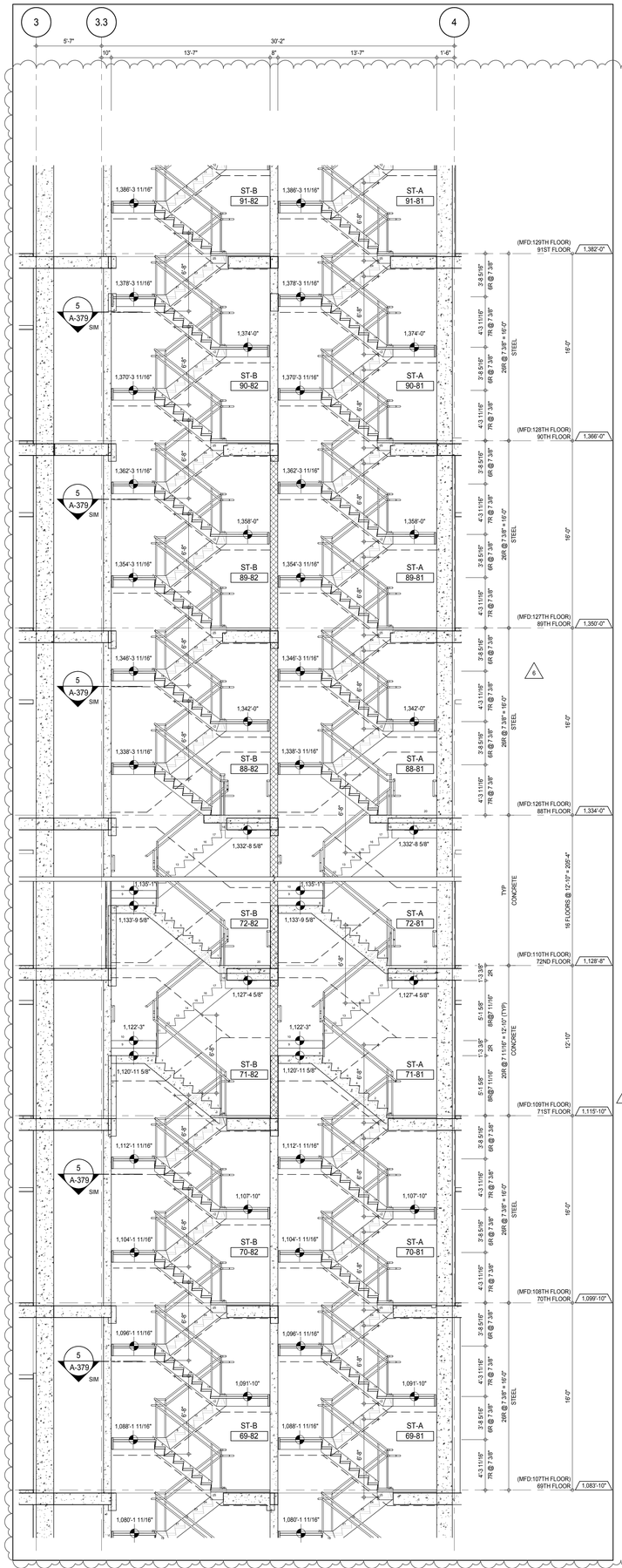

STAIRS ST-A & ST-B SECTION LOOKING EAST - 69TH TO 91ST FLOORS (3)
A-155
1/4" = 1'-0"

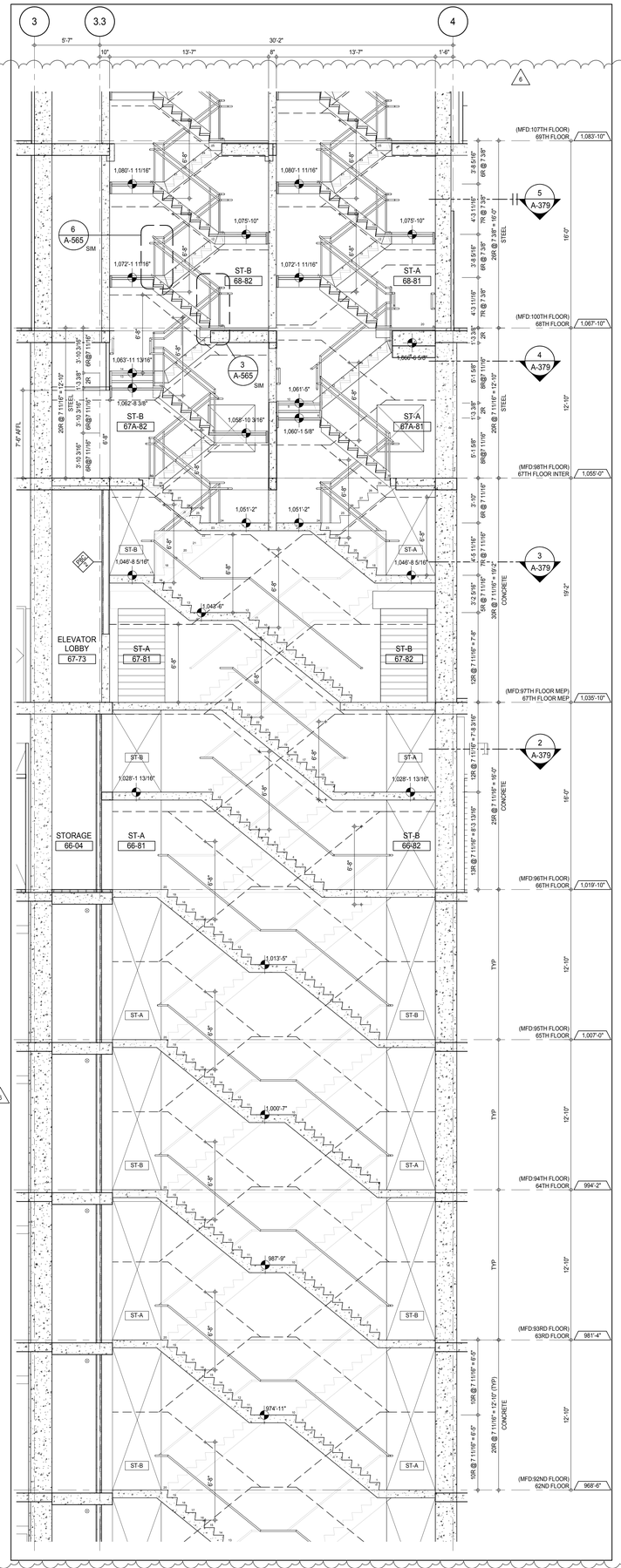

STAIRS ST-A & ST-B SECTIONS LOOKING EAST - 62ND TO 69TH FLOORS (2)
A-151
1/4" = 1'-0"

NOTE:

- STAIR HEADROOM CLEARANCE SHOWN IS THE CODE REQUIRED MINIMUM. 1" MUST BE ADDED FOR TOLERANCE AND, WHERE REQUIRED, AN ADDITIONAL 2" FOR FIBERPROOFING.
- WHERE RPR RATED SOFFIT IS BEING PROVIDED, ADD AN ADDITIONAL 1" TO THE SOFFIT ASSEMBLY FOR TOLERANCE.

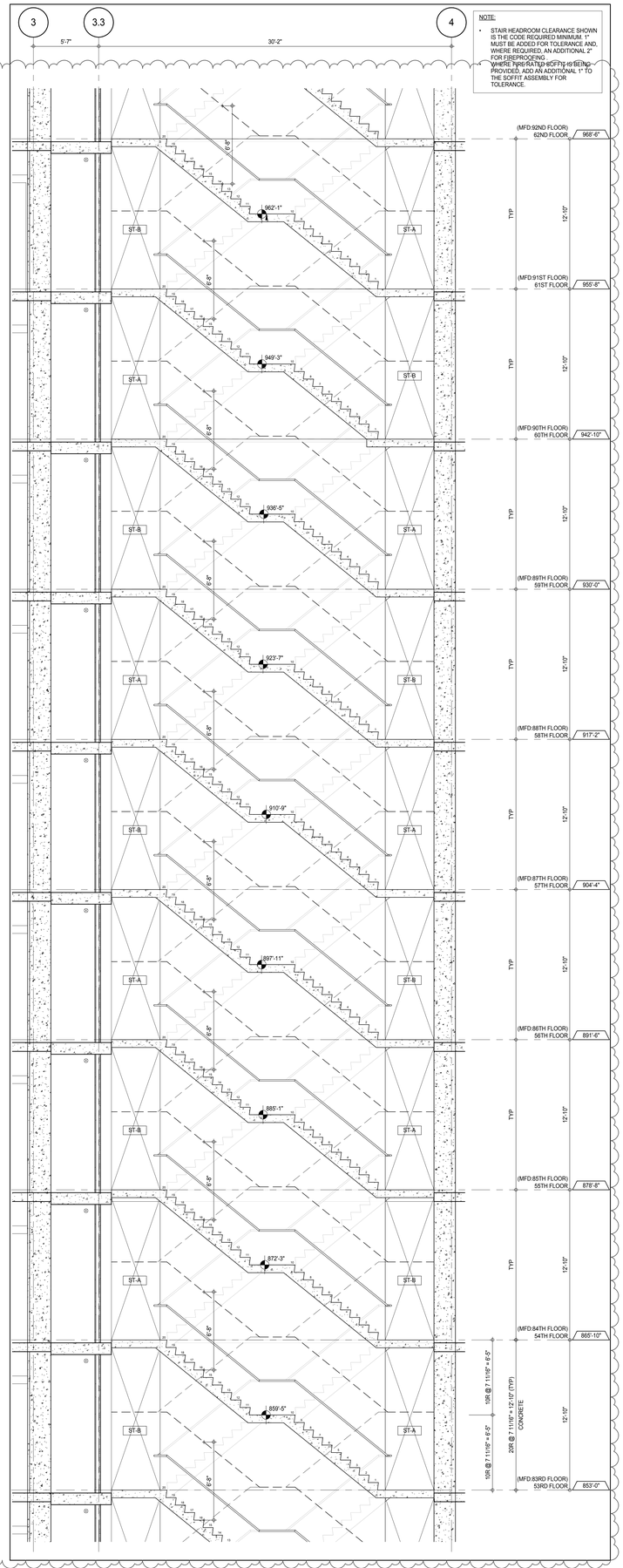

STAIRS ST-A & ST-B SECTIONS LOOKING EAST - 53RD TO 62ND FLOORS (1)
1/4" = 1'-0"

KEY PLAN:

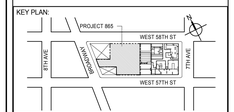

PROJECT NORTH | TRUE NORTH

DEVELOPER:
EXTELL DEVELOPMENT COMPANY
805 THIRD AVENUE, 7TH FLOOR
New York, NY 10022 USA
TEL: 212 712 6000 FAX: 212 712 6100

DESIGN ARCHITECT: Base Building Shell & Core
ADRIAN SMITH + GORDON GILL ARCHITECTURE
111 WEST MONROE STREET SUITE 2300
CHICAGO IL 60603
TEL: 312 920 1888 FAX: 312 920 1775

INTERIOR DESIGNER: Residential
Rottet Architecture and Design Studio, PLLC
298 Fifth Ave, 7th Floor
New York, NY 10001
TEL: 646 998 7000 FAX:

ARCHITECT OF RECORD: Base Building Shell, Core, & Residential
AAI ARCHITECTS, P.C.
401 Wellington St. W., 3rd Floor
Toronto, ON M5V 1E7 Canada
TEL: 416 967 1500 FAX: 416 967 7150

STRUCTURAL ENGINEERS:
WSP CANTOR SEINUK
228 EAST 45th Street
New York, NY 10017 USA
TEL: 212 687 9888 FAX: 646 487 5501

MEP ENGINEERS:
AKF GROUP
165 Broadway, 22nd Floor
New York, NY 10006 USA
TEL: 212 354 5656 FAX: 212 354 5668

GEOTECHNICAL ENGINEERS:
Langan Engineering & Environmental Services
21 Penn Plaza - 360 West 31st Street, 8th Floor
New York, NY 10001-2727
TEL: 212 479 5400 FAX: 212 479 5444

CODE CONSULTANTS:
Construction Consulting Associates
100 Church Street
New York, NY 10007
TEL: 212 385 1818 FAX: 212 385 1911

CURTAINWALL CONSULTANT:
AJLP Consulting
40 Worth Street. Suite 826
New York, NY 10013
TEL: 212 757 5659 FAX: 646 219 8508

LANDMARK/PRESERVATION CONSULTANT:
Jan Hird Pokorny Associates, Inc.
39 West 37th Street, 12A
New York, NY 10018
TEL: 212 759 6462 FAX: 212 759 6540

No.	DESCRIPTION	DATE
1	CD PROGRESS ISSUE 1	15 OCT 14
2	CD PROGRESS ISSUE 2	19 DEC 14
3	D.O.B. SUBMISSION	18 FEB 15
4	CD PROGRESS ISSUE 3	09 MAR 15
	D.O.B. SUBMISSION	27 APR 15
5	CD PROGRESS ISSUE 4	01 JUN 15
6	CD PROGRESS ISSUE 5	10 AUG 15
	D.O.B. AMENDMENT 2	21 SEP 15

0 2'-0" 4'-0" 8'-0"

NOT FOR BID/CONSTRUCTION

Discrepancies must be reported immediately to the Architect before proceeding. Only figured dimensions are to be used. Contractors must check all dimensions on site. This drawing is protected by copyright.

ALL DIMENSIONS ARE SHOWN IN IMPERIAL.

CONSULTANT:
AAI ARCHITECTS, P.C.

PROJECT:
217 WEST 57TH STREET
NEW YORK, NY

DRAWING TITLE:
STAIRS ST-A AND ST-B SECTIONS

SEAL & SIGNATURE:

DATE:	15 OCT 14
PROJECT No:	1216-00
DRAWN: Author	REV: 6
CHK: Checker	
SCALE: 1/4" = 1'-0"	
DWG No:	A-372.01
DOB PAGE No:	245 of 569

DOB EMPLOYEE STAMP: DOB B-SCAN:

36" x 48" Arch E SHEET SIZE
FILE NAME: C:\Revit Local Files\EXTELL-865-AAI-TYR-CNF_hardwarm.rvt
PLOT DATE: 9/22/2015 10:42:01 AM

DEPT OF BLDGS 421253505 Job Number
ES4R4299213 Scan Code

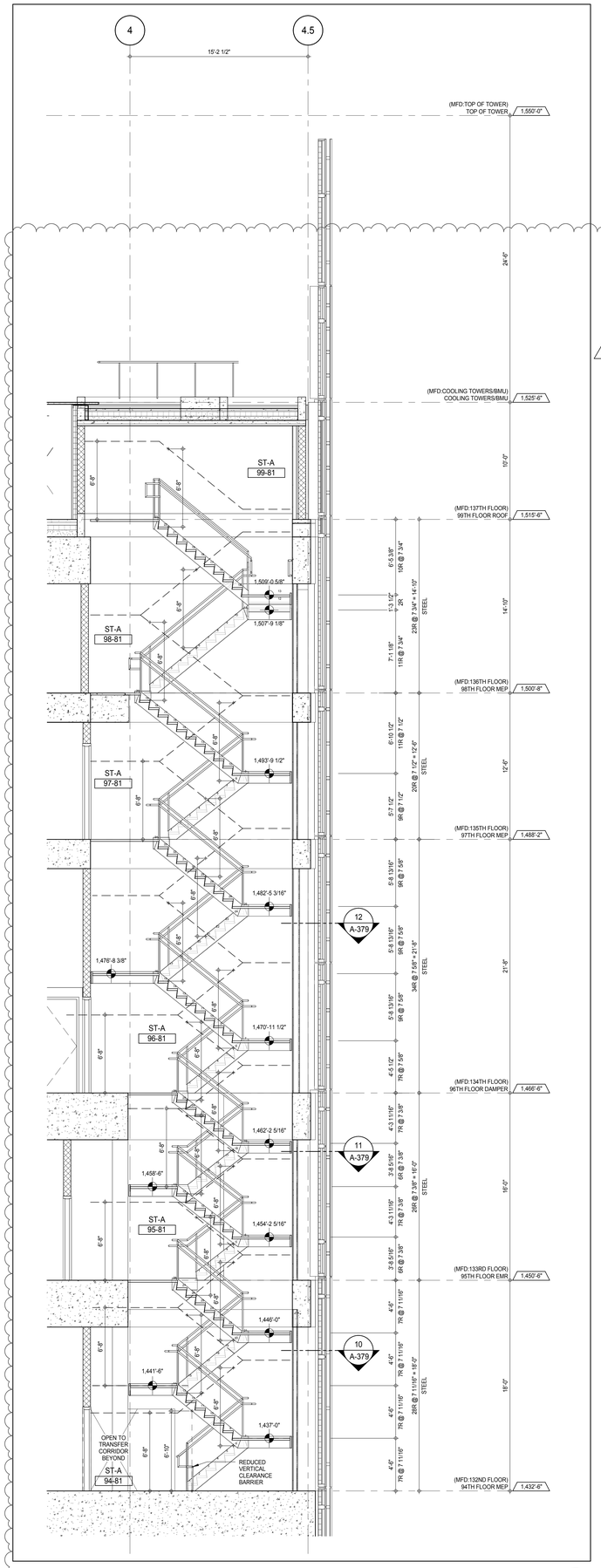

STAIR ST-A SECTION LOOKING WEST - 94TH TO 99TH FLOORS (2)
A-164
1/4" = 1'-0"

NOTE:

- STAIR HEADROOM CLEARANCE SHOWN IS THE CODE REQUIRED MINIMUM. 1" MUST BE ADDED FOR TOLERANCE AND, WHERE REQUIRED, AN ADDITIONAL 2" FOR FIREPROOFING .
- WHERE FIRE RATED SOFFIT IS BEING PROVIDED, ADD AN ADDITIONAL 1" TO THE SOFFIT ASSEMBLY FOR TOLERANCE.

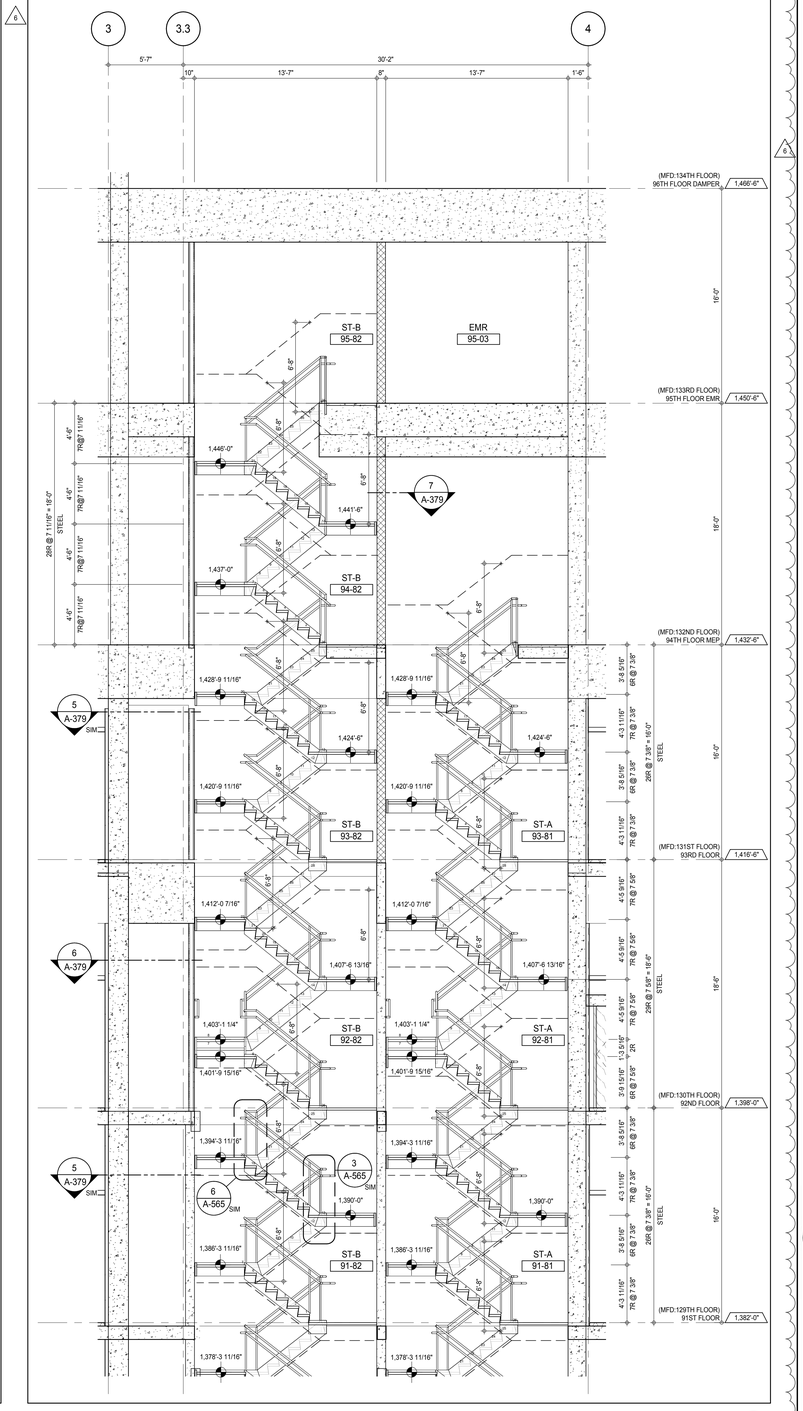

STAIRS ST-A & ST-B SECTION LOOKING EAST - 91ST-96TH FLOORS (1)
A-161
1/4" = 1'-0"



KEY PLAN:

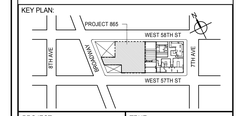

PROJECT NORTH

TRUE NORTH

DEVELOPER:
EXTELL DEVELOPMENT COMPANY
805 THIRD AVENUE, 7TH FLOOR
New York, NY 10022 USA
TEL: 212 712 6000 FAX: 212 712 6100

DESIGN ARCHITECT: Base Building Shell & Core
ADRIAN SMITH + GORDON GILL ARCHITECTURE
111 WEST MONROE STREET SUITE 2300
CHICAGO IL 60603
TEL: 312 920 1888 FAX: 312 920 1775

INTERIOR DESIGNER: Residential
Rottet Architecture and Design Studio, PLLC
298 Fifth Ave, 7th Floor
New York, NY 10001
TEL: 646 998 7000 FAX:

ARCHITECT OF RECORD: Base Building Shell, Core, & Residential
AAI ARCHITECTS, P.C.
401 Wellington St. W., 3rd Floor
Toronto, ON M5V 1E7 Canada
TEL: 416 967 1500 FAX: 416 967 7150

STRUCTURAL ENGINEERS:
WSP CANTOR SEINUK
228 EAST 45th Street
New York, NY 10017 USA
TEL: 212 687 9888 FAX: 646 487 5501

MEP ENGINEERS:
AKF GROUP
165 Broadway, 22nd Floor
New York, NY 10006 USA
TEL: 212 354 5656 FAX: 212 354 5668

GEOTECHNICAL ENGINEERS:
Langan Engineering & Environmental Services
21 Penn Plaza - 360 West 31st Street, 8th Floor
New York, NY 10001-2727
TEL: 212 479 5400 FAX: 212 479 5444

CODE CONSULTANTS:
Construction Consulting Associates
100 Church Street
New York, NY 10007
TEL: 212 385 1818 FAX: 212 385 1911

CURTAINWALL CONSULTANT:
AJLP Consulting
40 Worth Street. Suite 826
New York, NY 10013
TEL: 212 757 5659 FAX: 646 219 8508

LANDMARK/PRESERVATION CONSULTANT:
Jan Hird Pokorny Associates, Inc.
39 West 37th Street, 12A
New York, NY 10018
TEL: 212 759 6462 FAX: 212 759 6540

No.	DESCRIPTION	DATE
1	CD PROGRESS ISSUE 1	15 OCT 14
2	CD PROGRESS ISSUE 2	19 DEC 14
3	D.O.B. SUBMISSION	18 FEB 15
4	CD PROGRESS ISSUE 3	09 MAR 15
	D.O.B. SUBMISSION	27 APR 15
5	CD PROGRESS ISSUE 4	01 JUN 15
6	CD PROGRESS ISSUE 5	10 AUG 15
	D.O.B. AMENDMENT 2	21 SEP 15

0 2' - 0" 4' - 0" 8' - 0"

NOT FOR BID/CONSTRUCTION

Discrepancies must be reported immediately to the Architect before proceeding. Only figured dimensions are to be used. Contractors must check all dimensions on site. This drawing is protected by copyright.

ALL DIMENSIONS ARE SHOWN IN IMPERIAL.

CONSULTANT:

AAI ARCHITECTS, P.C.

PROJECT:

217 WEST 57TH STREET
NEW YORK, NY

DRAWING TITLE:

STAIRS ST-A AND ST-B SECTIONS

SEAL & SIGNATURE:

REGISTERED ARCHITECT WAYNE DAVID JARRETT No. 026881 STATE OF NEW YORK

DATE:	15 OCT 14
PROJECT No:	1216-00
DRAWN: Author	REV: 6
CHK: Checker	
SCALE: 1/4" = 1'-0"	
DWG No:	A-373.01
DOB PAGE No:	246 of 569

DOB EMPLOYEE STAMP:

DOB B-SCAN:

36" x 48" Arch E SHEET SIZE
FILE NAME: C:\Revit Local Files\EXTELL-865-AAI-TWR-CNF_Jarrettm.rvt
PLOT DATE: 6/22/2015 9:34:19 AM

DEPT OF BLDGS 421263426 Job Number
E399560135 Scan Code

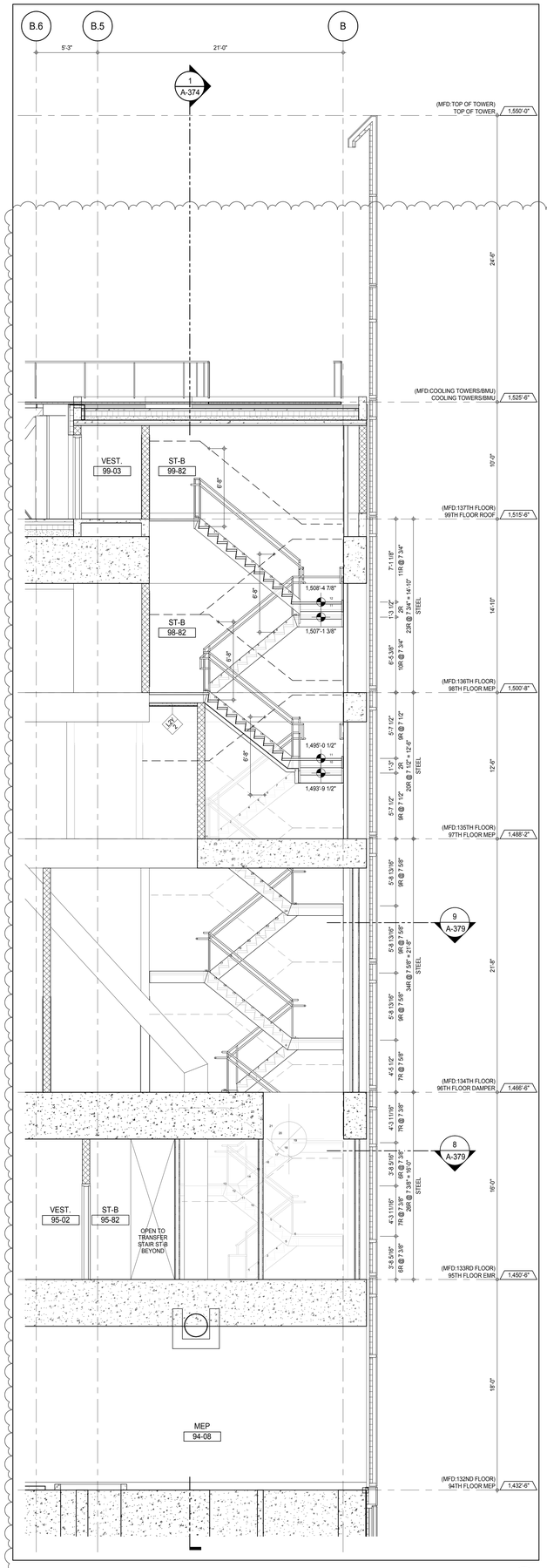

STAIR ST-B EAST-WEST SECTION LOOKING NORTH - 94TH TO 99TH FLOORS (3)
A-164
1/4" = 1'-0"

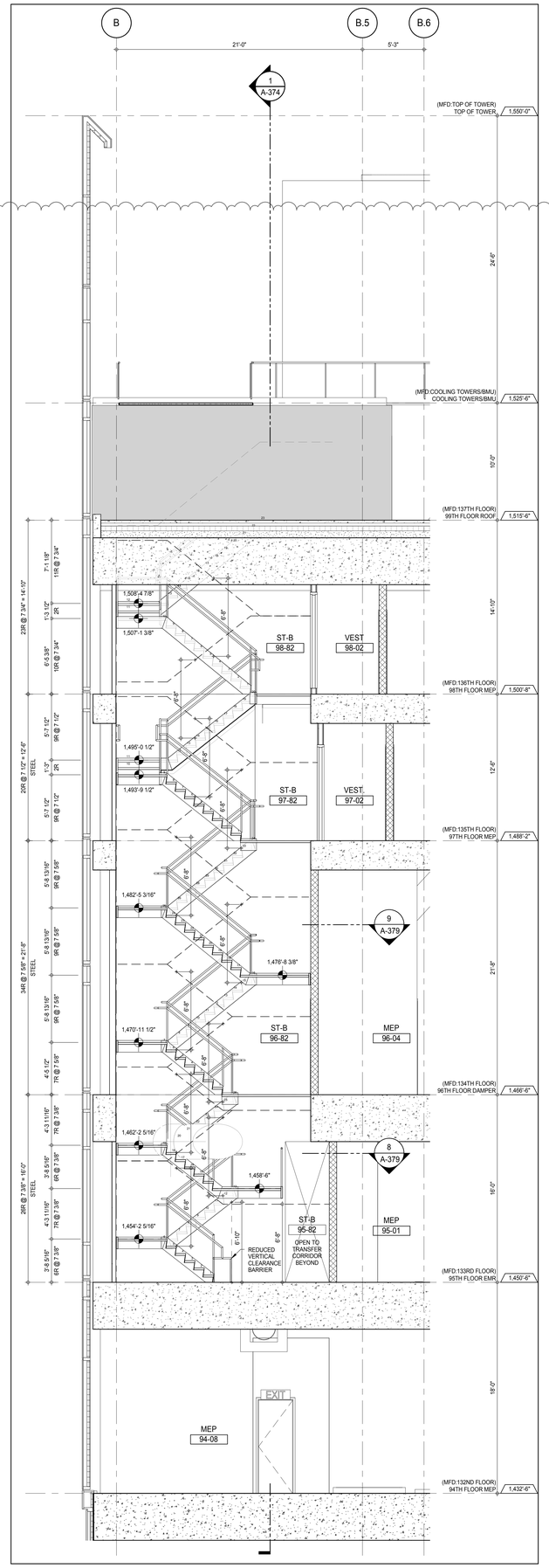

STAIR ST-B EAST-WEST SECTION LOOKING SOUTH - 94TH TO 99TH FLOORS (2)
A-165
1/4" = 1'-0"

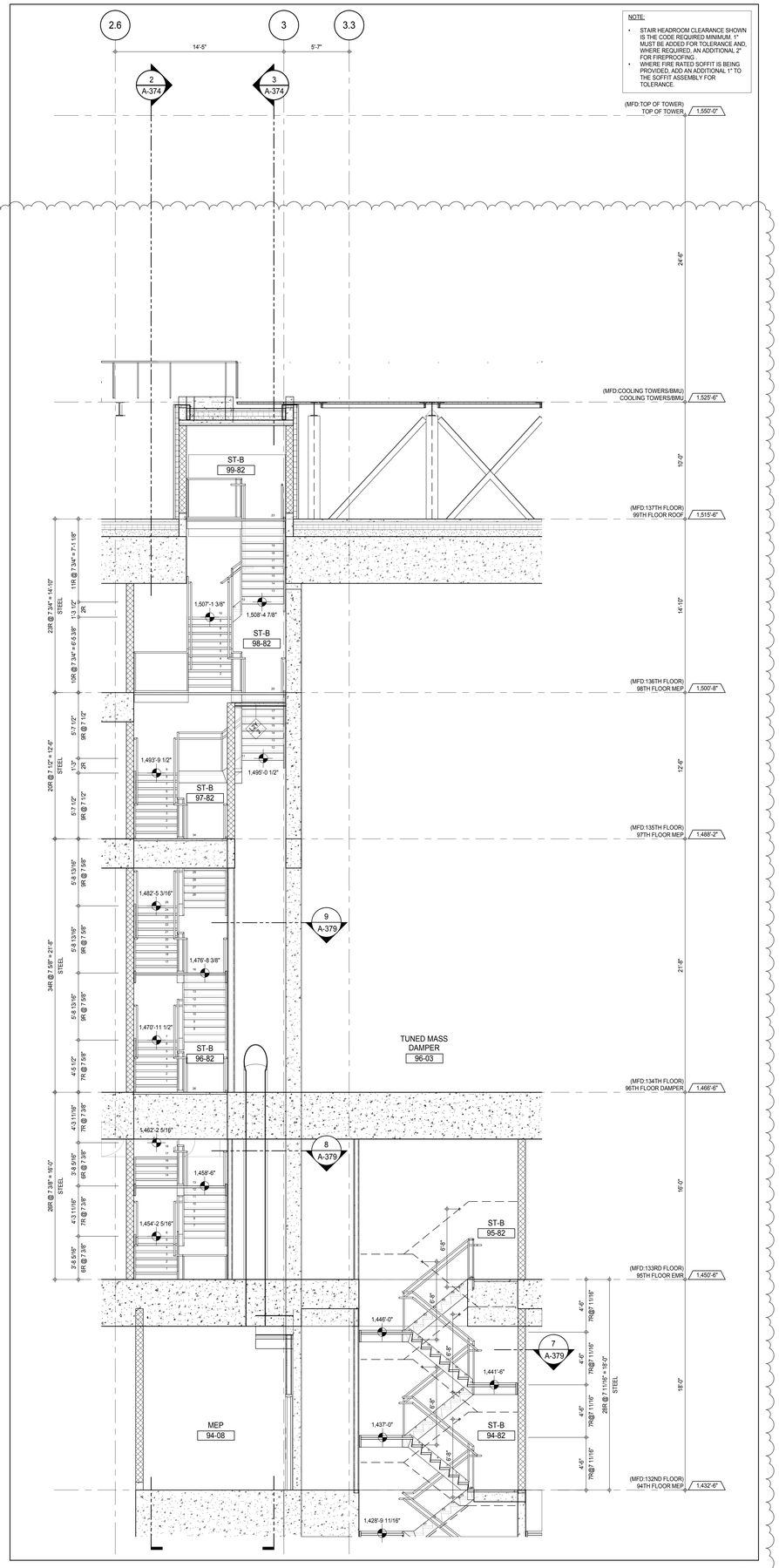

STAIR ST-B NORTH-SOUTH SECTION LOOKING EAST - 94TH TO 99TH FLOORS (1)
A-164
1/4" = 1'-0"

NOTE:

- STAIR HEADROOM CLEARANCE SHOWN IS THE CODE REQUIRED MINIMUM. 1" MUST BE ADDED FOR TOLERANCE AND, WHERE REQUIRED, AN ADDITIONAL 2" FOR FIREPROOFING .
- WHERE FIRE RATED SOFFIT IS BEING PROVIDED, ADD AN ADDITIONAL 1" TO THE SOFFIT ASSEMBLY FOR TOLERANCE.

KEY PLAN:

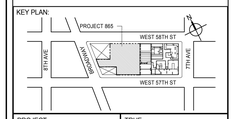

PROJECT NORTH

TRUE NORTH

DEVELOPER:
EXTELL DEVELOPMENT COMPANY
805 THIRD AVENUE, 7TH FLOOR
New York, NY 10022 USA
TEL: 212 712 6000 FAX: 212 712 6100

DESIGN ARCHITECT: Base Building Shell & Core
ADRIAN SMITH + GORDON GILL ARCHITECTURE
111 WEST MONROE STREET SUITE 2300
CHICAGO IL 60603
TEL: 312 920 1888 FAX: 312 920 1775

INTERIOR DESIGNER: Residential
Rottet Architecture and Design Studio, PLLC
298 Fifth Ave, 7th Floor
New York, NY 10001
TEL: 646 998 7000 FAX:

ARCHITECT OF RECORD: Base Building Shell, Core, & Residential
AAI ARCHITECTS, P.C.
401 Wellington St. W., 3rd Floor
Toronto, ON M5V 1E7 Canada
TEL: 416 967 1500 FAX: 416 967 7150

STRUCTURAL ENGINEERS:
WSP CANTOR SEINUK
228 EAST 45th Street
New York, NY 10017 USA
TEL: 212 687 9888 FAX: 646 487 5501

MEP ENGINEERS:
AKF GROUP
165 Broadway, 22nd Floor
New York, NY 10006 USA
TEL: 212 354 5656 FAX: 212 354 5668

GEOTECHNICAL ENGINEERS:
Langan Engineering & Environmental Services
21 Penn Plaza - 360 West 31st Street, 8th Floor
New York, NY 10001-2727
TEL: 212 479 5400 FAX: 212 479 5444

CODE CONSULTANTS:
Construction Consulting Associates
100 Church Street
New York, NY 10007
TEL: 212 385 1818 FAX: 212 385 1911

CURTAINWALL CONSULTANT:
AJLP Consulting
40 Worth Street. Suite 826
New York, NY 10013
TEL: 212 757 5659 FAX: 646 219 8508

LANDMARK/PRESERVATION CONSULTANT:
Jan Hird Pokorny Associates, Inc.
39 West 37th Street, 12A
New York, NY 10018
TEL: 212 759 6462 FAX: 212 759 6540

No.	DESCRIPTION	DATE
1	CD PROGRESS ISSUE 1	15 OCT 14
2	CD PROGRESS ISSUE 2	19 DEC 14
3	D.O.B. SUBMISSION	18 FEB 15
4	CD PROGRESS ISSUE 3	09 MAR 15
	D.O.B. SUBMISSION	27 APR 15
5	CD PROGRESS ISSUE 4	01 JUN 15
6	CD PROGRESS ISSUE 5	10 AUG 15
	D.O.B. AMENDMENT 2	21 SEP 15

0 2'-0" 4'-0" 8'-0"

NOT FOR BID/CONSTRUCTION

Discrepancies must be reported immediately to the Architect before proceeding. Only figured dimensions are to be used. Contractors must check all dimensions on site. This drawing is protected by copyright.

ALL DIMENSIONS ARE SHOWN IN IMPERIAL.

CONSULTANT:
AAI ARCHITECTS, P.C.

PROJECT:
217 WEST 57TH STREET
NEW YORK, NY

DRAWING TITLE:
STAIRS ST-A AND ST-B SECTIONS

SEAL & SIGNATURE:
REGISTERED ARCHITECT ADRIAN DAVID SMITH No. 028881 STATE OF NEW YORK

DATE:	15 OCT 14
PROJECT No:	1216-00
DRAWN: Author	REV:
CHK: Checker	6
SCALE: 1/4" = 1'-0"	
DWG No:	A-374.01
DOB PAGE No:	247 of 569

DOB EMPLOYEE STAMP:
DOB B-SCAN:

36" x 48" Arch E SHEET SIZE
FILE NAME: C:\Revit Local Files\EXTELL-865-AAI-TWR-CNE_hardcentr.rvt
PLOT DATE: 9/22/2015 10:41:44 AM

DEPT OF BLDGS 421208305 Job Number
E350412208305 Scan Code

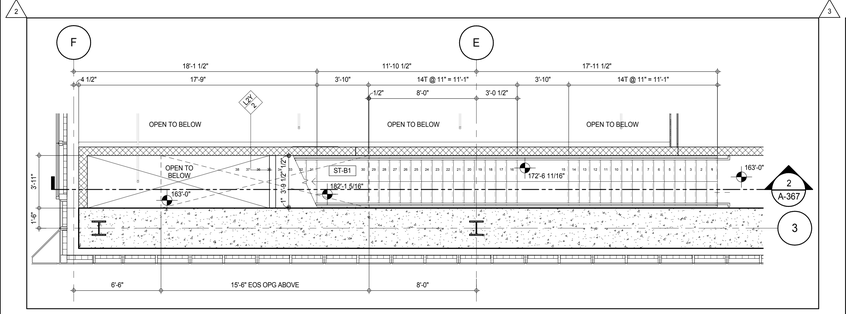

STAIR ST-B1 - 9TH FLOOR MID LANDING PLAN 11
1/4" = 1'-0"

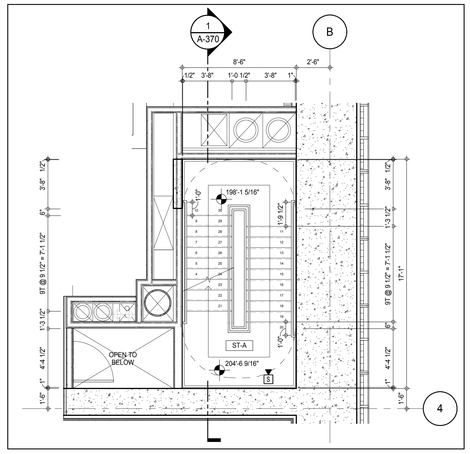

STAIR ST-A - TYPICAL 10TH-10TH INTER 2 MID LANDINGS 1 & 2 PLAN 14
1/4" = 1'-0"

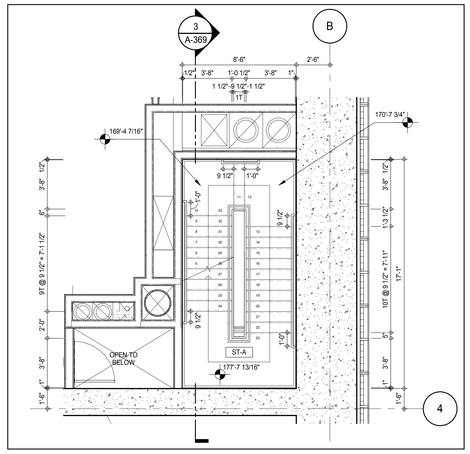

STAIR ST-A - 9TH FLOOR MID LANDING PLAN 13
1/4" = 1'-0"

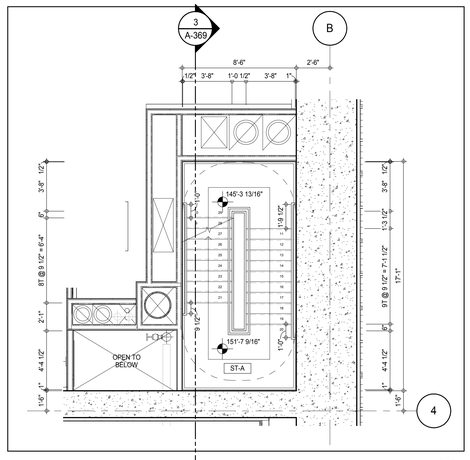

STAIR ST-A - 8TH FLOOR MID LANDING PLAN 12
1/4" = 1'-0"

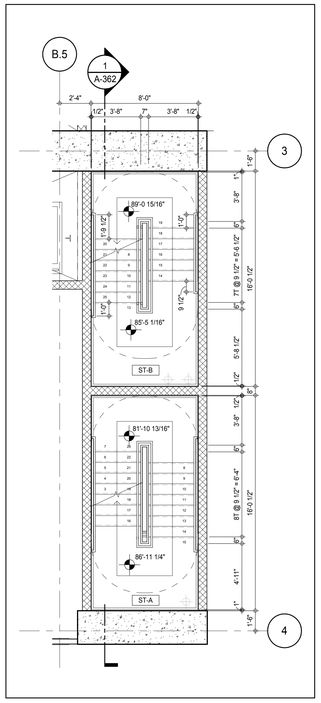

ST-A & ST-B - 5TH FLR MID LANDING PLAN 10
1/4" = 1'-0"

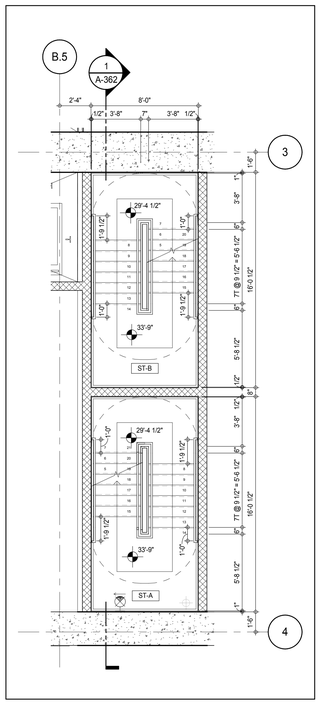

ST-A & ST-B - TYP 2F-4F MID LANDING PLAN 9
1/4" = 1'-0"

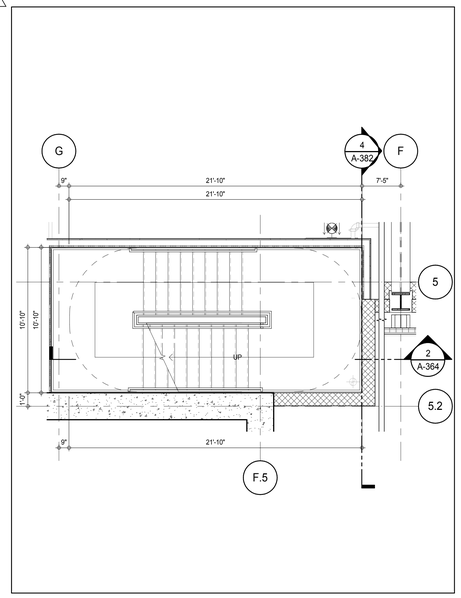

STAIR ST-D - 7TH FLOOR INTERMEDIATE MID LANDING PLAN 8
1/4" = 1'-0"

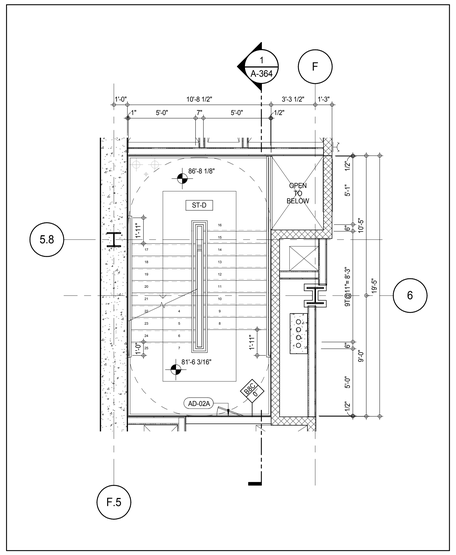

STAIR ST-D - 5TH FLOOR MID LANDING PLAN 7
1/4" = 1'-0"

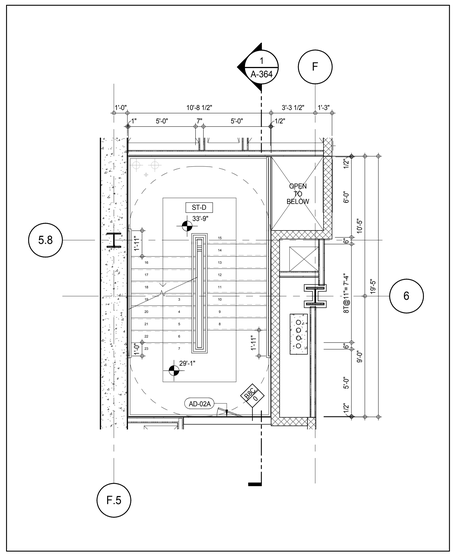

STAIR ST-D - TYPICAL 2ND-4TH FLOOR MID LANDING PLAN 6
1/4" = 1'-0"

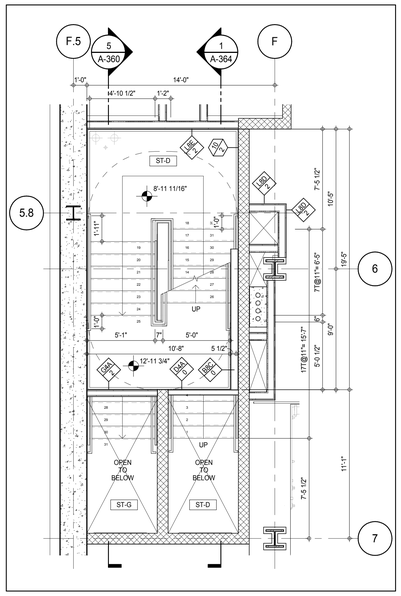

STAIR ST-D - GROUND FLOOR INTER MID LANDING PLAN 5
1/4" = 1'-0"

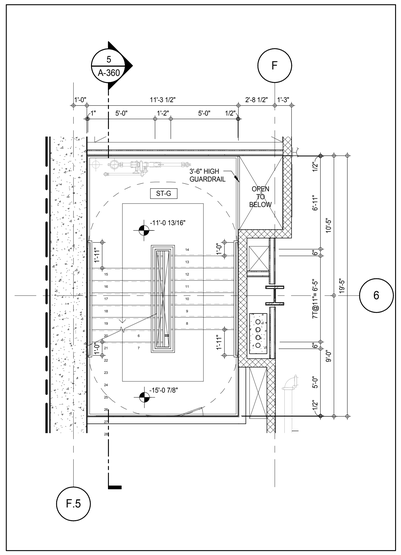

STAIR ST-G - CELLAR MID LANDING PLAN 4
1/4" = 1'-0"

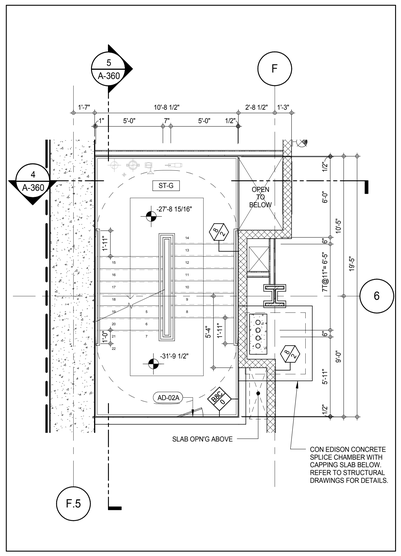

STAIR ST-G - SUB CELLAR 1 MID LANDING PLAN 3
1/4" = 1'-0"

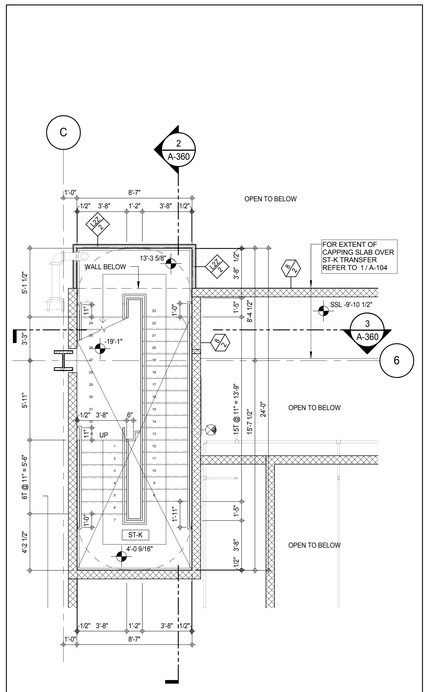

STAIR ST-K - CELLAR MID LANDING PLAN 2
1/4" = 1'-0"

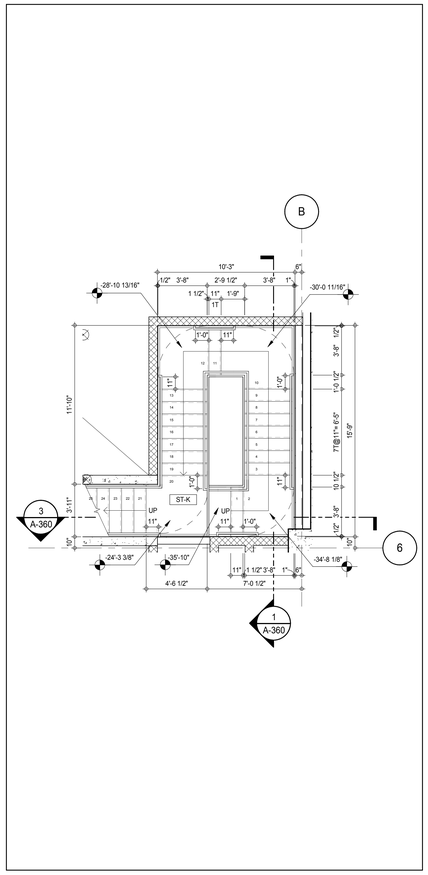

STAIR ST-K - SUB CELLAR 1 MID LANDING PLAN 1
1/4" = 1'-0"

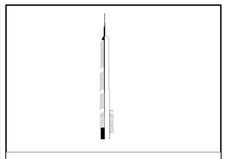

PROJECT NORTH | TRUE NORTH

DEVELOPER:
EXTELL DEVELOPMENT COMPANY
805 THIRD AVENUE, 7TH FLOOR
New York, NY 10022 USA
TEL: 212 712 6000 FAX: 212 712 6100

DESIGN ARCHITECT: Base Building Shell & Core
ADRIAN SMITH + GORDON GILL ARCHITECTURE
111 WEST MONROE STREET SUITE 2300
CHICAGO IL 60603
TEL: 312 920 1888 FAX: 312 920 1775

INTERIOR DESIGNER: Residential
Rottet Architecture and Design Studio, PLLC
298 Fifth Ave, 7th Floor
New York, NY 10001
TEL: 646 998 7000 FAX:

ARCHITECT OF RECORD: Base Building Shell, Core, & Residential
AAI ARCHITECTS, P.C.
401 Wellington St. W., 3rd Floor
Toronto, ON M5V 1E7 Canada
TEL: 416 967 1500 FAX: 416 967 7150

STRUCTURAL ENGINEERS:
WSP CANTOR SEINUK
228 EAST 45th Street
New York, NY 10017 USA
TEL: 212 687 9888 FAX: 646 487 5501

MEP ENGINEERS:
AKF GROUP
165 Broadway, 22nd Floor
New York, NY 10006 USA
TEL: 212 354 5656 FAX: 212 354 5668

GEOTECHNICAL ENGINEERS:
Langan Engineering & Environmental Services
21 Penn Plaza - 360 West 31st Street, 8th Floor
New York, NY 10001-2727
TEL: 212 479 5400 FAX: 212 479 5444

CODE CONSULTANTS:
Construction Consulting Associates
100 Church Street
New York, NY 10007
TEL: 212 385 1818 FAX: 212 385 1911

CURTAINWALL CONSULTANT:
AJLP Consulting
40 Worth Street. Suite 826
New York, NY 10013
TEL: 212 757 5659 FAX: 646 219 8508

LANDMARK/PRESERVATION CONSULTANT:
Jan Hird Pokorny Associates, Inc.
39 West 37th Street, 12A
New York, NY 10018
TEL: 212 759 6462 FAX: 212 759 6540

No.	DESCRIPTION	DATE
1	CD PROGRESS ISSUE 3	09 MAR 15
2	CD PROGRESS ISSUE 4	01 JUN 15
3	CD PROGRESS ISSUE 5	10 AUG 15
	D.O.B. AMENDMENT 2	21 SEP 15

NOT FOR BID/CONSTRUCTION

Discrepancies must be reported immediately to the Architect before proceeding. Only figured dimensions are to be used. Contractors must check all dimensions on site. This drawing is protected by copyright.

ALL DIMENSIONS ARE SHOWN IN IMPERIAL.

CONSULTANT: AAI ARCHITECTS, P.C.

PROJECT:
217 WEST 57TH STREET
NEW YORK, NY

DRAWING TITLE:
STAIR ST-K, ST-G, ST-D, ST-A, ST-B1
MID LANDING PLANS

SEAL & SIGNATURE: REGISTERED ARCHITECT RENE DAVID OMIDI 023880 STATE OF NEW YORK

DATE:	09 MAR 15
PROJECT No:	1216-00
DRAWN: Author	REV: 3
CHK: Checker	
SCALE: 1/4" = 1'-0"	
DWG No:	A-376.00
DOB PAGE No:	248 of 569

DOB EMPLOYEE STAMP: DOB B-SCAN:

36" x 48" Arch E SHEET SIZE
FILE NAME: C:\Revit Local Files\EXTELL-985-AAI-TWK-CNF_Jupiterin.rvt
PLOT DATE: 6/9/2015 2:36:19 PM

DEPT OF BLDGS 421263505 Job Number
E3363665505 Scan Code

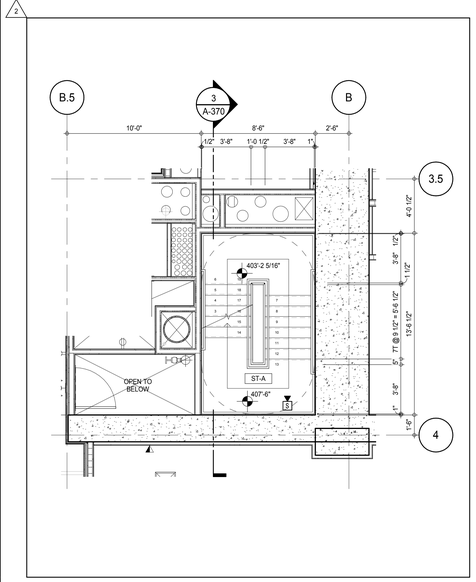

STAIR ST-A - 19TH FLOOR MID LANDING PLAN - 20F & 26F (SIM) 12
1/4" = 1'-0"

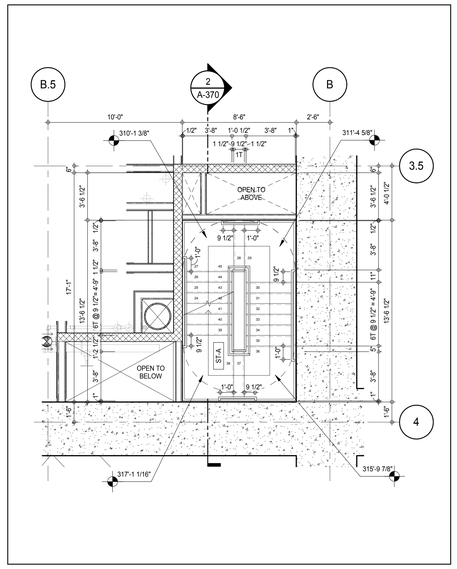

STAIR ST-A - 12TH FLOOR MID LANDING 2 PLAN 11
1/4" = 1'-0"

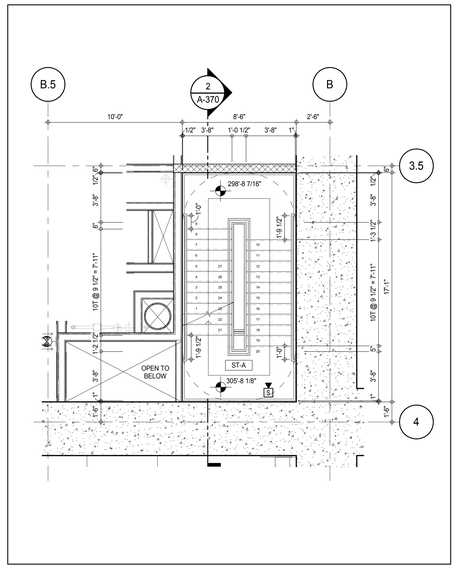

STAIR ST-A - 12TH FLOOR MID LANDING 1 PLAN 10
1/4" = 1'-0"

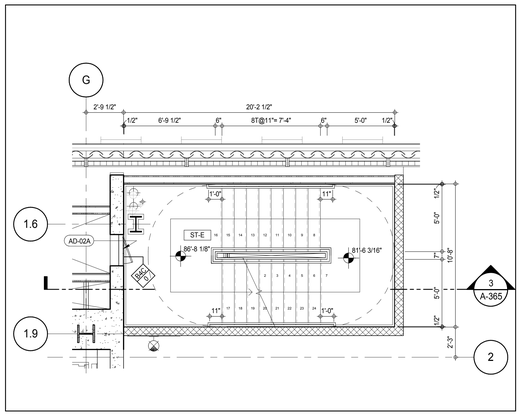

STAIR ST-E - 5TH FLOOR MID LANDING PLAN 9
1/4" = 1'-0"

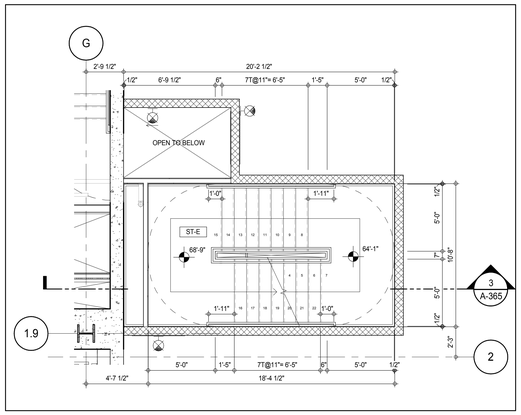

STAIR ST-E - 4TH FLOOR MID LANDING PLAN 8
1/4" = 1'-0"

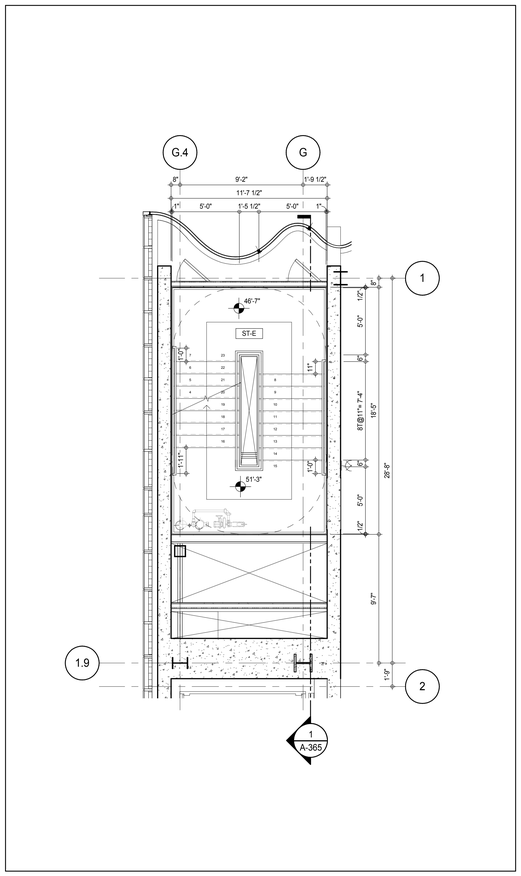

STAIR ST-E - 3RD FLOOR MID LANDING PLAN 7
1/4" = 1'-0"

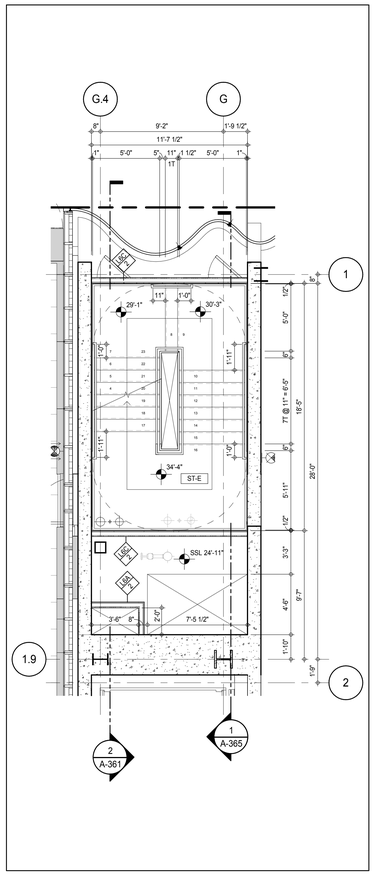

STAIR ST-E - 2ND FLOOR MID LANDING PLAN 6
1/4" = 1'-0"

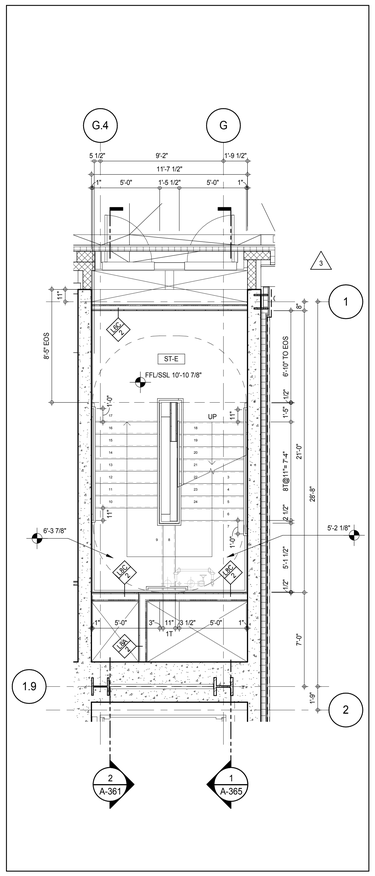

STAIR ST-E - GROUND FLOOR MID LANDING PLAN 5
1/4" = 1'-0"

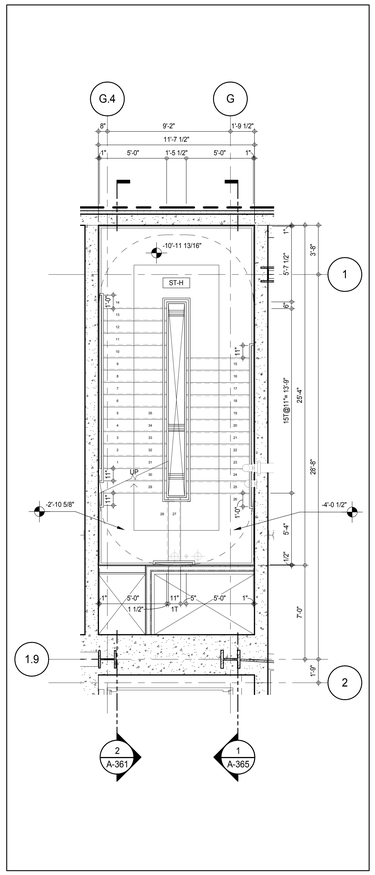

STAIR ST-H - CELLAR MID LANDING PLAN 4
1/4" = 1'-0"

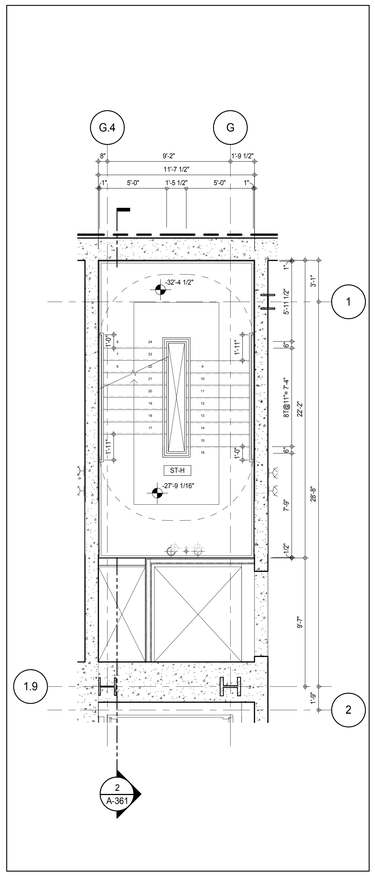

STAIR ST-H - SUB CELLAR 1 MID LANDING PLAN 3
1/4" = 1'-0"

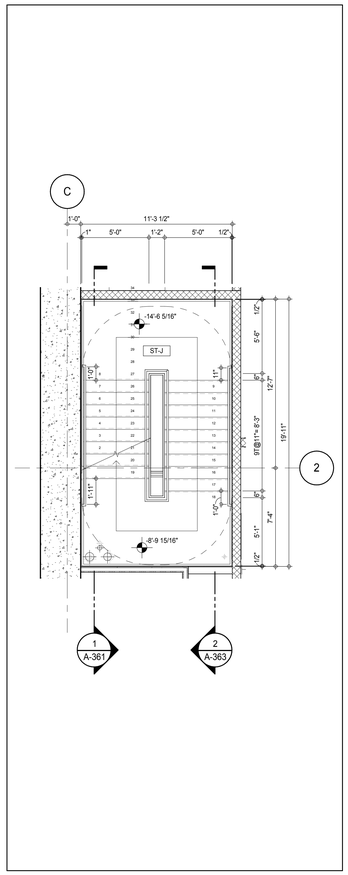

STAIR ST-J - CELLAR MID LANDING PLAN 2
1/4" = 1'-0"

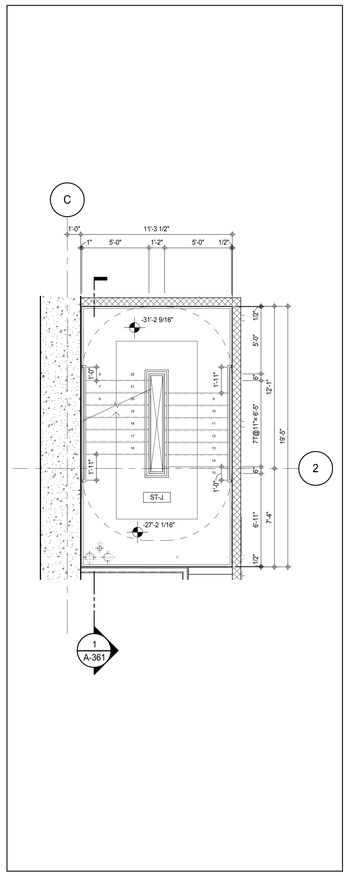

STAIR ST-J - SUB CELLAR 1 MID LANDING PLAN 1
1/4" = 1'-0"



KEY PLAN:

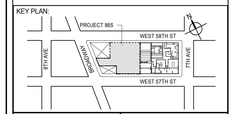

PROJECT NORTH: TRUE NORTH

DEVELOPER:
EXTELL DEVELOPMENT COMPANY
805 THIRD AVENUE, 7TH FLOOR
New York, NY 10022 USA
TEL: 212 712 6000 FAX: 212 712 6100

DESIGN ARCHITECT: Base Building Shell & Core
ADRIAN SMITH + GORDON GILL ARCHITECTURE
111 WEST MONROE STREET SUITE 2300
CHICAGO IL 60603
TEL: 312 920 1888 FAX: 312 920 1775

INTERIOR DESIGNER: Residential
Rottet Architecture and Design Studio, PLLC
298 Fifth Ave, 7th Floor
New York, NY 10001
TEL: 646 998 7000 FAX:

ARCHITECT OF RECORD: Base Building Shell, Core, & Residential
AAI ARCHITECTS, P.C.
401 Wellington St. W., 3rd Floor
Toronto, ON M5V 1E7 Canada
TEL: 416 967 1500 FAX: 416 967 7150

STRUCTURAL ENGINEERS:
WSP CANTOR SEINUK
228 EAST 45th Street
New York, NY 10017 USA
TEL: 212 687 9888 FAX: 646 487 5501

MEP ENGINEERS:
AKF GROUP
165 Broadway, 22nd Floor
New York, NY 10006 USA
TEL: 212 354 5656 FAX: 212 354 5668

GEOTECHNICAL ENGINEERS:
Langan Engineering & Environmental Services
21 Penn Plaza - 360 West 31st Street, 8th Floor
New York, NY 10001-2727
TEL: 212 479 5400 FAX: 212 479 5444

CODE CONSULTANTS:
Construction Consulting Associates
100 Church Street
New York, NY 10007
TEL: 212 385 1818 FAX: 212 385 1911

CURTAINWALL CONSULTANT:
AJLP Consulting
40 Worth Street. Suite 826
New York, NY 10013
TEL: 212 757 5659 FAX: 646 219 8508

LANDMARK/PRESERVATION CONSULTANT:
Jan Hird Pokorny Associates, Inc.
39 West 37th Street, 12A
New York, NY 10018
TEL: 212 759 6462 FAX: 212 759 6540

No.	DESCRIPTION	DATE
1	CD PROGRESS ISSUE 3	09 MAR 15
2	CD PROGRESS ISSUE 4	01 JUN 15
3	CD PROGRESS ISSUE 5	10 AUG 15
	D.O.B. AMENDMENT 2	21 SEP 15

NOT FOR BID/CONSTRUCTION

Discrepancies must be reported immediately to the Architect before proceeding. Only figured dimensions are to be used. Contractors must check all dimensions on site. This drawing is protected by copyright.

ALL DIMENSIONS ARE SHOWN IN IMPERIAL.

CONSULTANT: AAI ARCHITECTS, P.C.

PROJECT:
217 WEST 57TH STREET
NEW YORK, NY

DRAWING TITLE:
STAIRS ST-J, ST-H, ST-E, ST-A MID LANDING PLANS

SEAL & SIGNATURE: REGISTERED ARCHITECT ERIC DAVID JANSSEN No. 029881 STATE OF NEW YORK

DATE:	09 MAR 15
PROJECT No:	1216-00
DRAWN: Author	REV: 3
CHK: Checker	
SCALE: 1/4" = 1'-0"	
DWG No:	A-377.00
DOB PAGE No:	249 of 569

DOB EMPLOYEE STAMP: DOB B-SCAN:

36" x 48" Arch E SHEET SIZE
FILE NAME: C:\Revit Local Files\EXTELL-865-AAI-TVER-CNF_Jsellstrom.rvt
PLOT DATE: 9/22/2015 10:42:54 AM

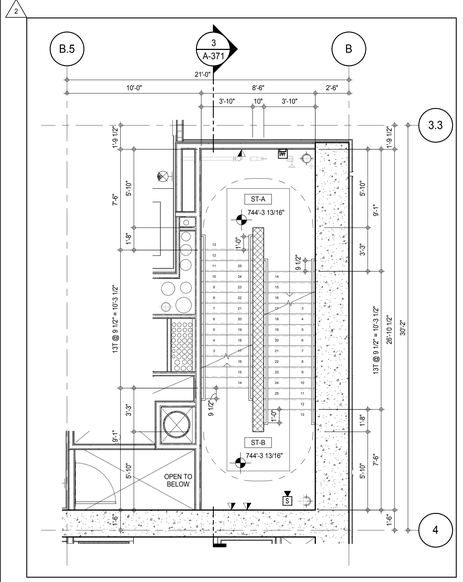

STAIRS ST-A AND ST-B - 45TH FLOOR MID LANDING PLAN 16
1/4" = 1'-0"

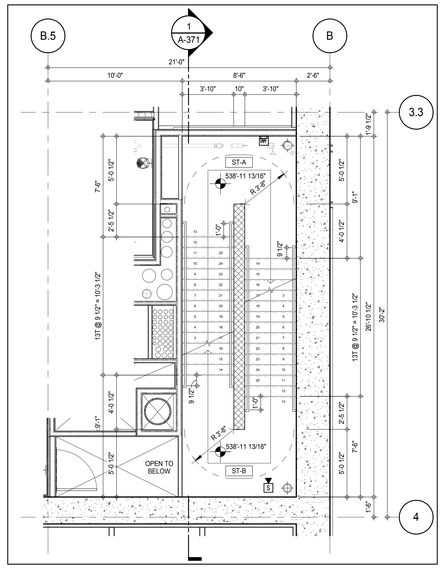

STAIRS ST-A AND ST-B - 28TH FLOOR MID LANDING PLAN 15
1/4" = 1'-0"

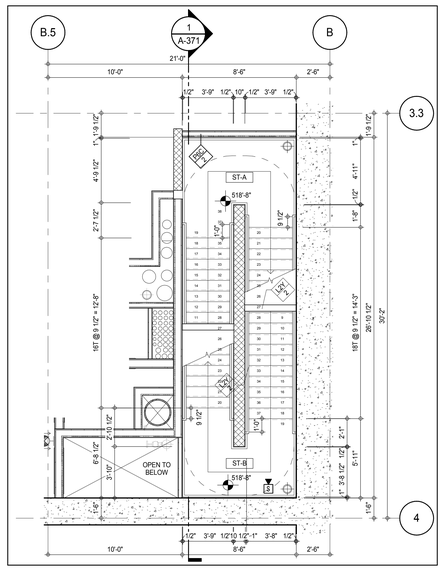

STAIRS ST-A AND ST-B - 27TH FLOOR MID LANDING PLAN 14
1/4" = 1'-0"

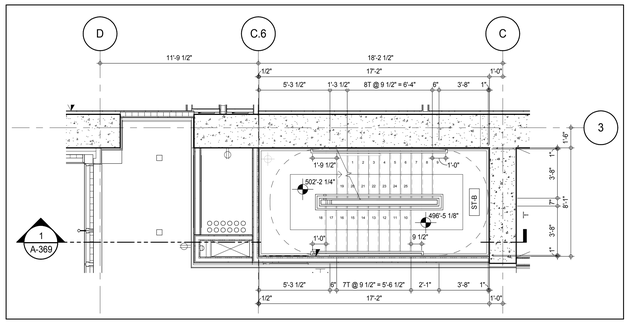

STAIR ST-B - 26TH FLOOR MID LANDING PLAN 13
1/4" = 1'-0"

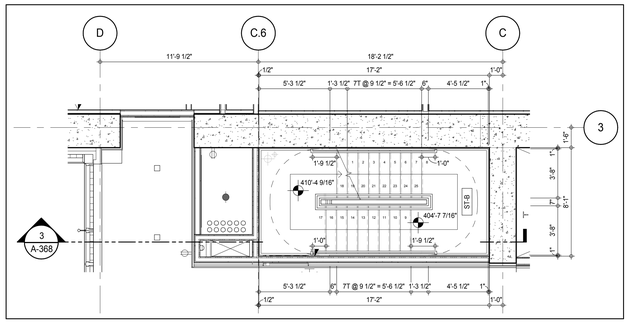

STAIR ST-B - 19TH FLOOR MID LANDING PLAN 12
1/4" = 1'-0"

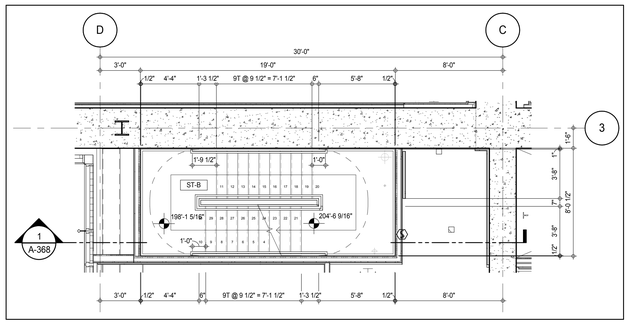

STAIR ST-B - 10TH FLOOR MID LANDINGS 1 AND 2 PLAN 10
1/4" = 1'-0"

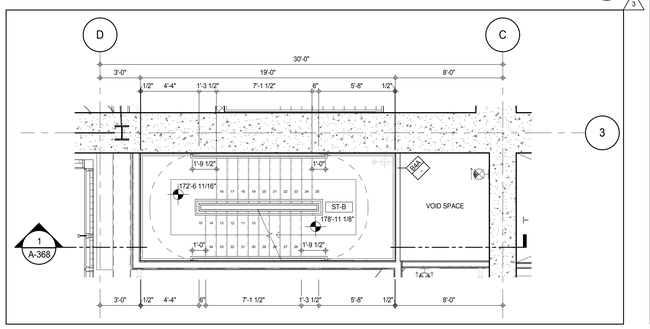

STAIR ST-B - 9TH FLOOR MID LANDING PLAN 9
1/4" = 1'-0"

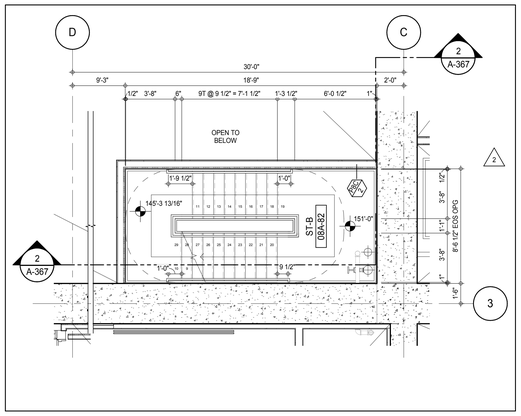

STAIR ST-B - 8TH FLOOR MID LANDING PLAN 8
1/4" = 1'-0"

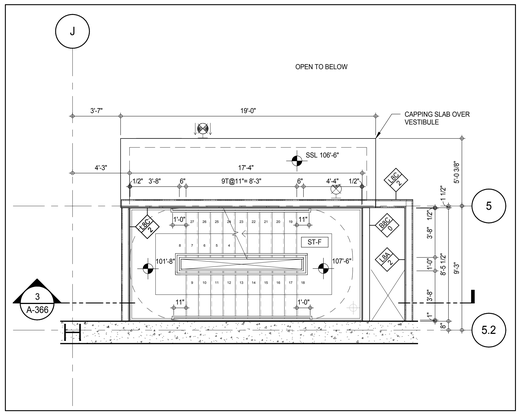

STAIR ST-F - 6TH FLOOR INTERMEDIATE MID LANDING PLAN 7
1/4" = 1'-0"

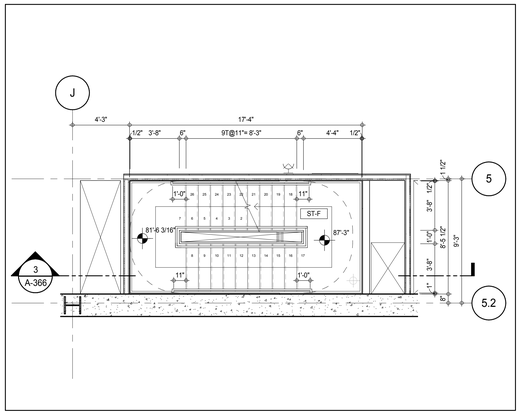

STAIR ST-F - 5TH FLOOR MID LANDING PLAN 6
1/4" = 1'-0"

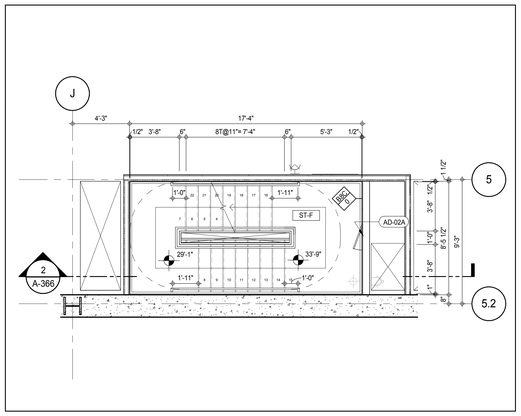

STAIR ST-F - 2ND FLOOR MID LANDING PLAN 5
1/4" = 1'-0"

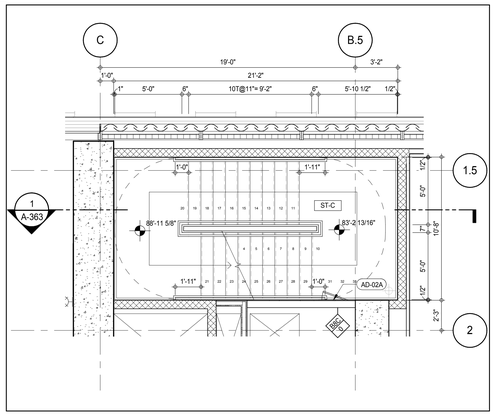

STAIR ST-C - 5TH FLOOR MID LANDING PLAN 4
1/4" = 1'-0"

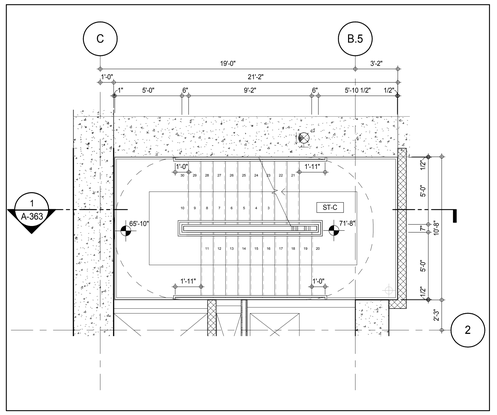

STAIR ST-C - 4TH FLOOR MID LANDING PLAN 3
1/4" = 1'-0"

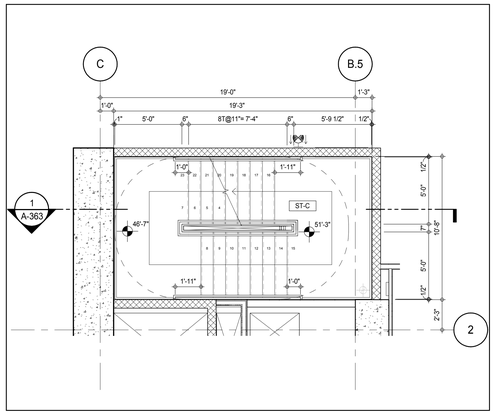

STAIR ST-C - 3RD FLOOR MID LANDING PLAN 2
1/4" = 1'-0"

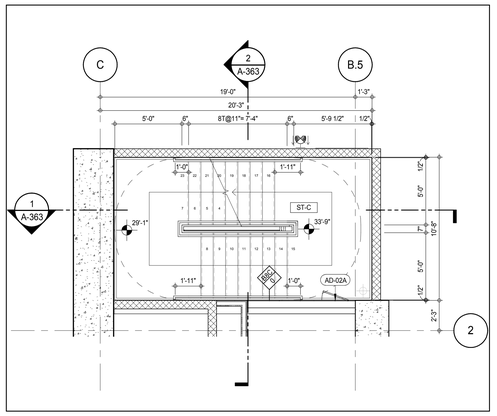

STAIR ST-C - 2ND FLOOR MID LANDING PLAN 1
1/4" = 1'-0"



KEY PLAN:

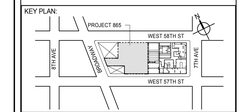

PROJECT NORTH | TRUE NORTH

DEVELOPER:
EXTELL DEVELOPMENT COMPANY
805 THIRD AVENUE, 7TH FLOOR
New York, NY 10022 USA
TEL: 212 712 6000 FAX: 212 712 6100

DESIGN ARCHITECT: Base Building Shell & Core
ADRIAN SMITH + GORDON GILL ARCHITECTURE
111 WEST MONROE STREET SUITE 2300
CHICAGO IL 60603
TEL: 312 920 1888 FAX: 312 920 1775

INTERIOR DESIGNER: Residential
Rottet Architecture and Design Studio, PLLC
298 Fifth Ave, 7th Floor
New York, NY 10001
TEL: 646 998 7000 FAX:

ARCHITECT OF RECORD: Base Building Shell, Core, & Residential
AAI ARCHITECTS, P.C.
401 Wellington St. W., 3rd Floor
Toronto, ON M5V 1E7 Canada
TEL: 416 967 1500 FAX: 416 967 7150

STRUCTURAL ENGINEERS:
WSP CANTOR SEINUK
228 EAST 45th Street
New York, NY 10017 USA
TEL: 212 687 9888 FAX: 646 487 5501

MEP ENGINEERS:
AKF GROUP
165 Broadway, 22nd Floor
New York, NY 10006 USA
TEL: 212 354 5656 FAX: 212 354 5668

GEOTECHNICAL ENGINEERS:
Langan Engineering & Environmental Services
21 Penn Plaza - 360 West 31st Street, 8th Floor
New York, NY 10001-2727
TEL: 212 479 5400 FAX: 212 479 5444

CODE CONSULTANTS:
Construction Consulting Associates
100 Church Street
New York, NY 10007
TEL: 212 385 1818 FAX: 212 385 1911

CURTAINWALL CONSULTANT:
AJLP Consulting
40 Worth Street. Suite 826
New York, NY 10013
TEL: 212 757 5659 FAX: 646 219 8508

LANDMARK/PRESERVATION CONSULTANT:
Jan Hird Pokorny Associates, Inc.
39 West 37th Street, 12A
New York, NY 10018
TEL: 212 759 6462 FAX: 212 759 6540

No.	DESCRIPTION	DATE
1	CD PROGRESS ISSUE 3	09 MAR 15
2	CD PROGRESS ISSUE 4	01 JUN 15
3	CD PROGRESS ISSUE 5	10 AUG 15
	D.O.B. AMENDMENT 2	21 SEP 15

NOT FOR BID/CONSTRUCTION

Discrepancies must be reported immediately to the Architect before proceeding. Only figured dimensions are to be used. Contractors must check all dimensions on site. This drawing is protected by copyright.

ALL DIMENSIONS ARE SHOWN IN IMPERIAL.

CONSULTANT:

AAI ARCHITECTS, P.C.

PROJECT:
217 WEST 57TH STREET
NEW YORK, NY

DRAWING TITLE:
STAIRS ST-C, ST-F, ST-A, ST-B MID LANDING PLANS

SEAL & SIGNATURE:

REGISTERED ARCHITECT WILLIAE DAVID JAMES 028885 STATE OF NEW YORK

DATE:	09 MAR 15
PROJECT No:	1216-00
DRAWN: Author	REV: 3
CHK: Checker	
SCALE: 1/4" = 1'-0"	
DWG No:	**A-378.00**
DOB PAGE No:	250 of 569

DOB EMPLOYEE STAMP: DOB B-SCAN:

DEPT OF BLDGS 421256305 Job Number
E323 4861356 Scan Code
36" x 48" Arch E SHEET SIZE
FILE NAME: C:\Revit Local Files\EXTELL-865-AAI-TWR-CNF_hudsonv.rvt
PLOT DATE: 9/22/2015 10:34:51 AM

DEPT OF BLDGS 421263636 Job Number
E366666597 28 Scan Code

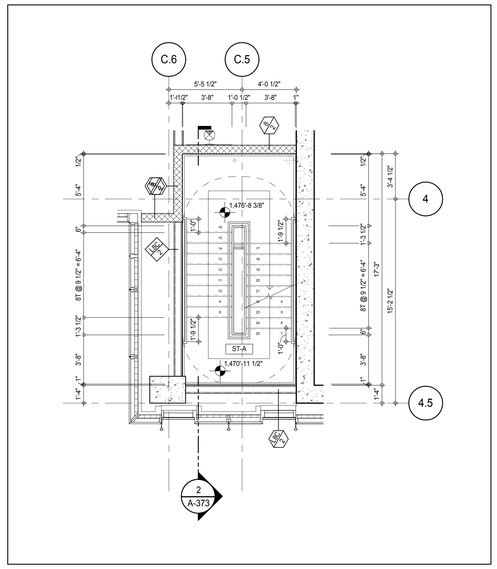

STAIR ST-A - 96TH FLOOR MID LANDING PLAN 12
1/4" = 1'-0"

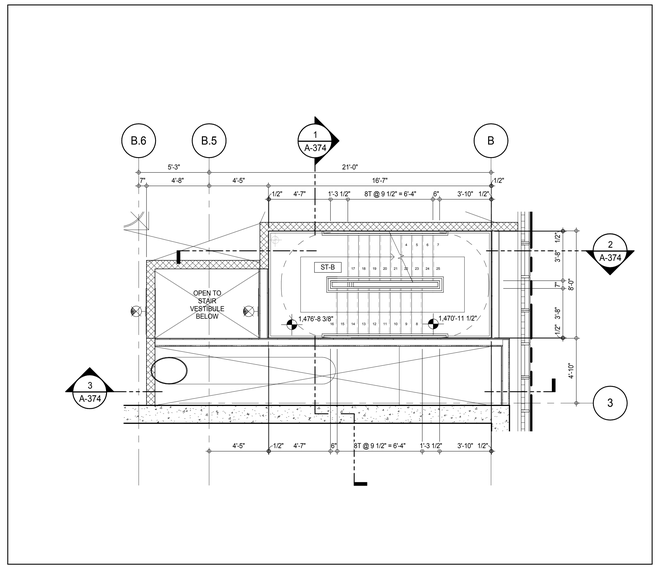

STAIR ST-B - 96TH FLOOR MID LANDING PLAN 9
1/4" = 1'-0"

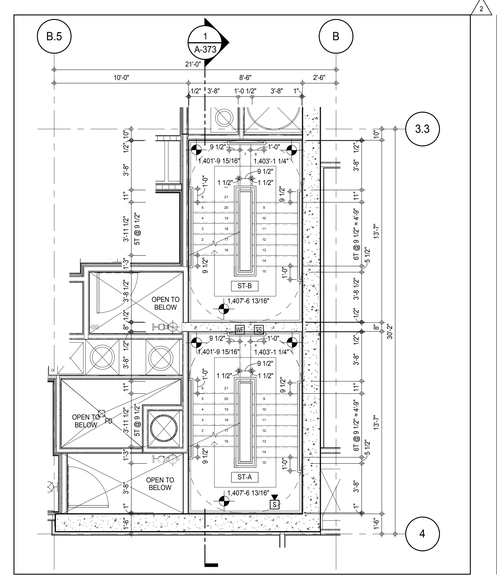

STAIRS ST-A AND ST-B - 92ND FLOOR MID LANDING PLAN 6
1/4" = 1'-0"

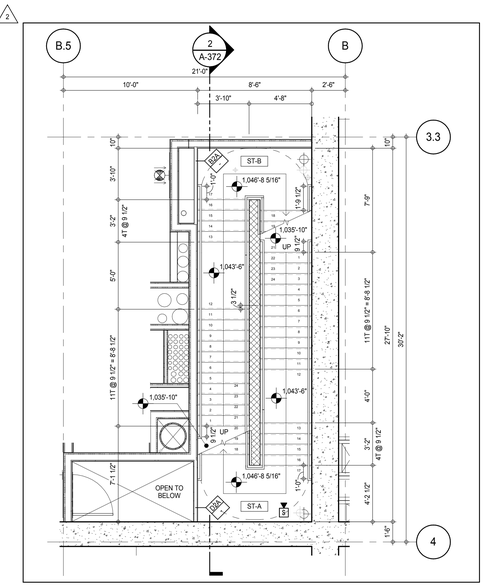

STAIRS ST-A AND ST-B - 67TH FLOOR MID LANDING PLAN 3
1/4" = 1'-0"

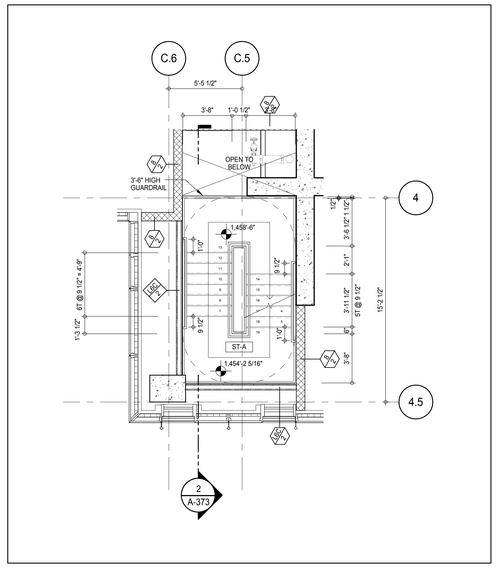

STAIR ST-A - 95TH FLOOR MID LANDING PLAN 11
1/4" = 1'-0"

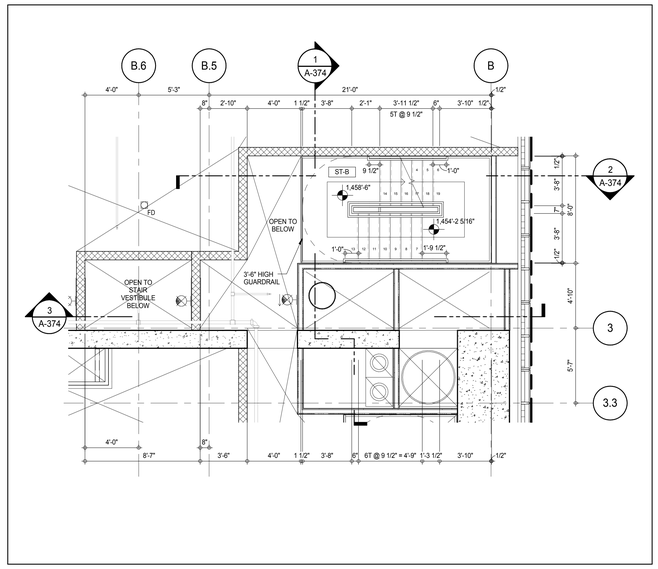

STAIR ST-B - 95TH FLOOR MID LANDING PLAN 8
1/4" = 1'-0"

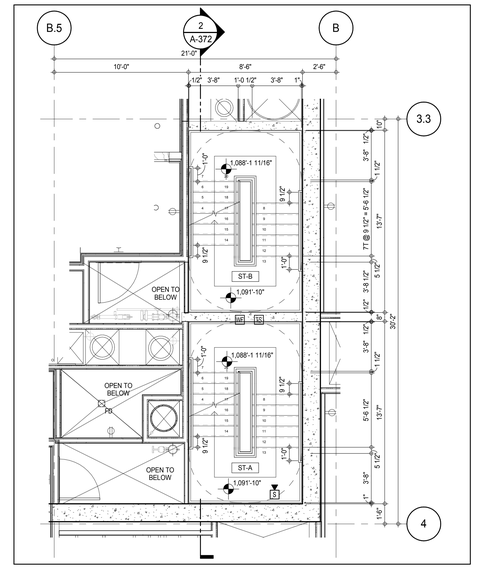

STAIRS ST-A AND ST-B - 68TH FLOOR MID LANDING PLAN 5
1/4" = 1'-0"

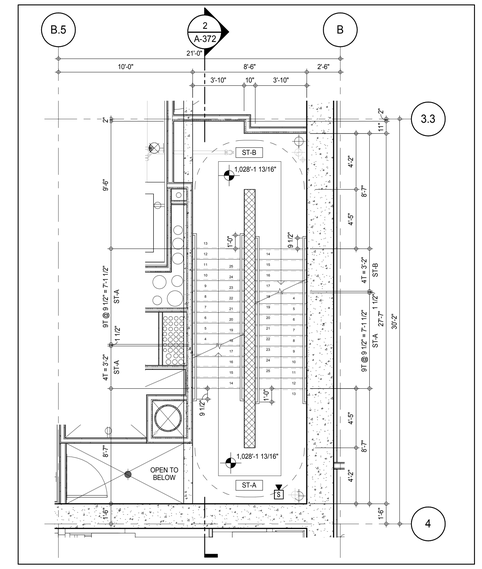

STAIRS ST-A AND ST-B - 66TH FLOOR MID LANDING PLAN 2
1/4" = 1'-0"

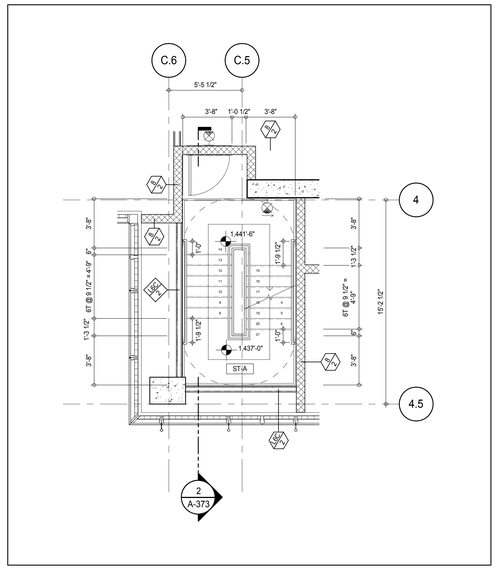

STAIR ST-A - 94TH FLOOR MID LANDING PLAN 10
1/4" = 1'-0"

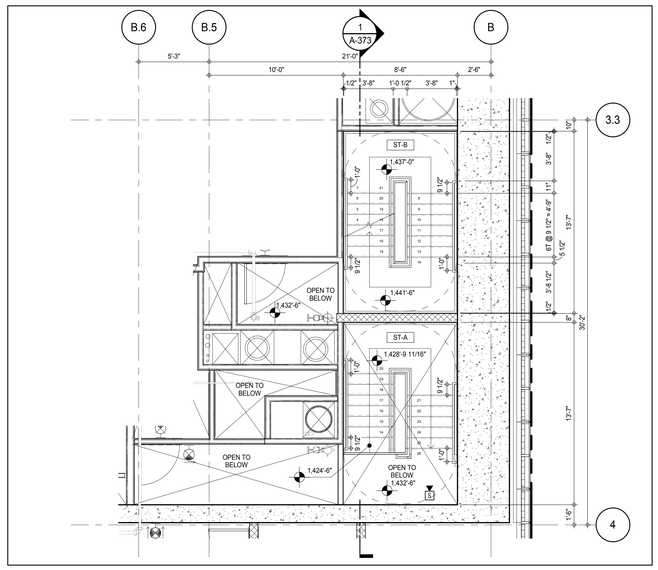

STAIR ST-B - 94TH FLOOR MID LANDING PLAN 7
1/4" = 1'-0"

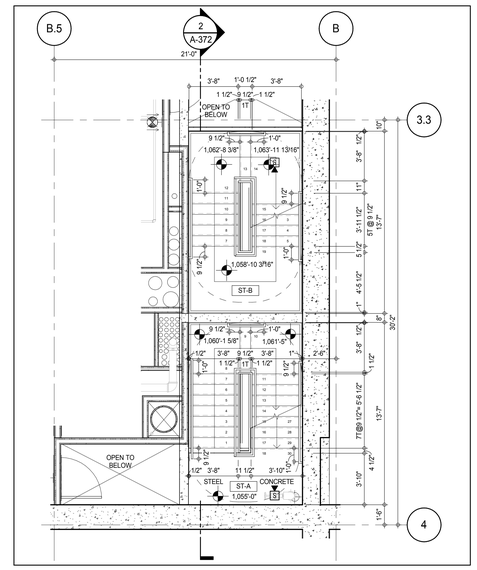

ST-A AND ST-B - 67TH FLOOR INTER MID LANDING PLAN 4
1/4" = 1'-0"

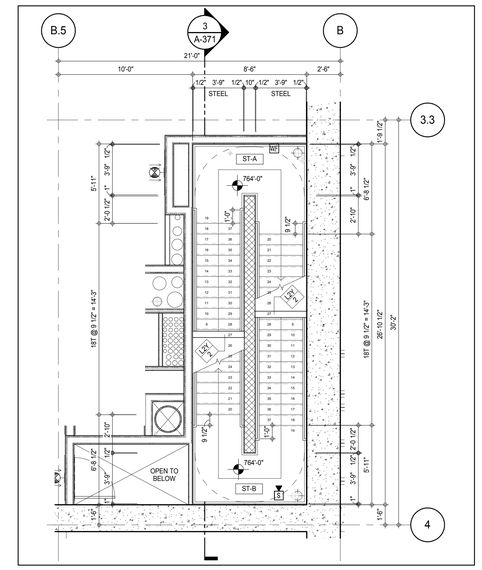

STAIRS ST-A AND ST-B - 46TH FLOOR MID LANDING PLAN 1
1/4" = 1'-0"

KEY PLAN:

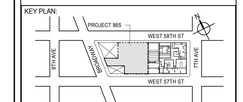

PROJECT NORTH: TRUE NORTH

DEVELOPER:
EXTELL DEVELOPMENT COMPANY
805 THIRD AVENUE, 7TH FLOOR
New York, NY 10022 USA
TEL: 212 712 6000 FAX: 212 712 6100

DESIGN ARCHITECT: Base Building Shell & Core
ADRIAN SMITH + GORDON GILL ARCHITECTURE
111 WEST MONROE STREET SUITE 2300
CHICAGO IL 60603
TEL: 312 920 1888 FAX: 312 920 1775

INTERIOR DESIGNER: Residential
Rottet Architecture and Design Studio, PLLC
298 Fifth Ave, 7th Floor
New York, NY 10001
TEL: 646 998 7000 FAX:

ARCHITECT OF RECORD: Base Building Shell, Core, & Residential
AAI ARCHITECTS, P.C.
401 Wellington St. W., 3rd Floor
Toronto, ON M5V 1E7 Canada
TEL: 416 967 1500 FAX: 416 967 7150

STRUCTURAL ENGINEERS:
WSP CANTOR SEINUK
228 EAST 45th Street
New York, NY 10017 USA
TEL: 212 687 9888 FAX: 646 487 5501

MEP ENGINEERS:
AKF GROUP
165 Broadway, 22nd Floor
New York, NY 10006 USA
TEL: 212 354 5656 FAX: 212 354 5668

GEOTECHNICAL ENGINEERS:
Langan Engineering & Environmental Services
21 Penn Plaza - 360 West 31st Street, 8th Floor
New York, NY 10001-2727
TEL: 212 479 5400 FAX: 212 479 5444

CODE CONSULTANTS:
Construction Consulting Associates
100 Church Street
New York, NY 10007
TEL: 212 385 1818 FAX: 212 385 1911

CURTAINWALL CONSULTANT:
AJLP Consulting
40 Worth Street. Suite 826
New York, NY 10013
TEL: 212 757 5659 FAX: 646 219 8508

LANDMARK/PRESERVATION CONSULTANT:
Jan Hird Pokorny Associates, Inc.
39 West 37th Street, 12A
New York, NY 10018
TEL: 212 759 6462 FAX: 212 759 6540

No.	DESCRIPTION	DATE
1	CD PROGRESS ISSUE 4	01 JUN 15
2	CD PROGRESS ISSUE 5	10 AUG 15
	D.O.B. AMENDMENT 2	21 SEP 15

NOT FOR BID/CONSTRUCTION

Discrepancies must be reported immediately to the Architect before proceeding. Only figured dimensions are to be used. Contractors must check all dimensions on site. This drawing is protected by copyright.

ALL DIMENSIONS ARE SHOWN IN IMPERIAL.

CONSULTANT: AAI ARCHITECTS, P.C.

PROJECT:
217 WEST 57TH STREET
NEW YORK, NY

DRAWING TITLE:
STAIRS ST-A AND ST-B MID LANDING PLANS

SEAL & SIGNATURE: REGISTERED ARCHITECT RE DAVID JAMES NO. 022883 STATE OF NEW YORK

DATE:	01 JUN 15
PROJECT No:	1216-00
DRAWN: Author	REV: 2
CHK: Checker	
SCALE: 1/4" = 1'-0"	
DWG No:	A-379.00
DOB PAGE No:	251 of 569

DOB EMPLOYEE STAMP: DOB B-SCAN:

36" x 48" Arch E SHEET SIZE
FILE NAME: C:\Revit Local Files\EXTELL-866-ARI-TWR-CNE_hardarm.rvt
PLOT DATE: 9/28/2015 9:45:52 AM

DEPT OF BLDGS 121235825 Job Number
E300411114 Scan Code

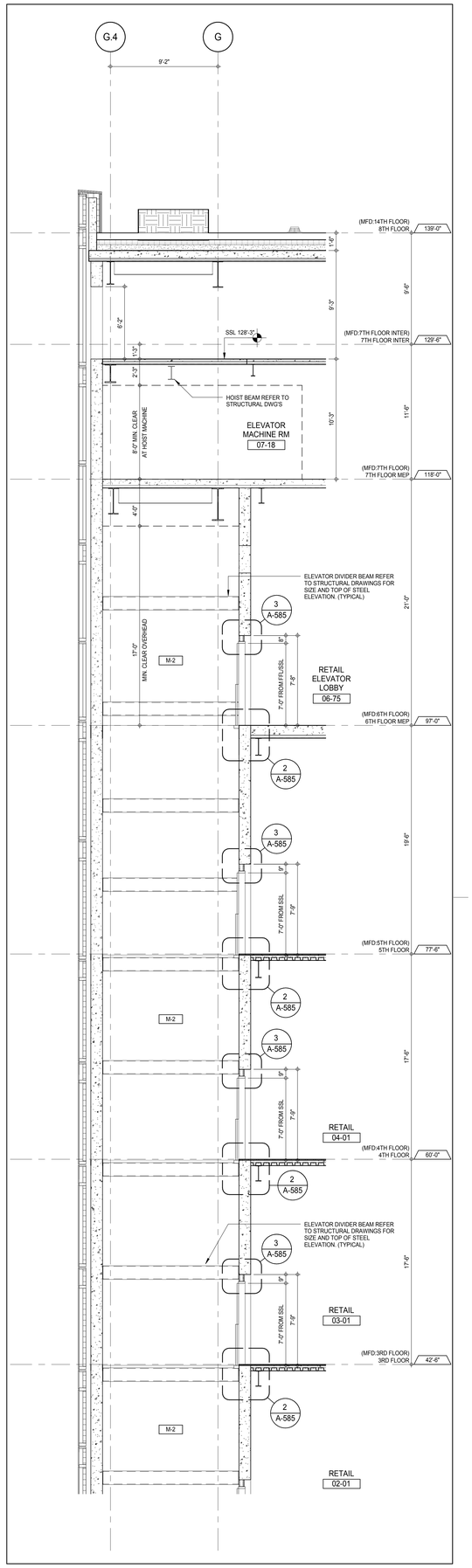

ELEVATOR M-2 SECTION - 3RD TO 7TH FLOOR EMR (4)
A-439
1/4" = 1'-0"

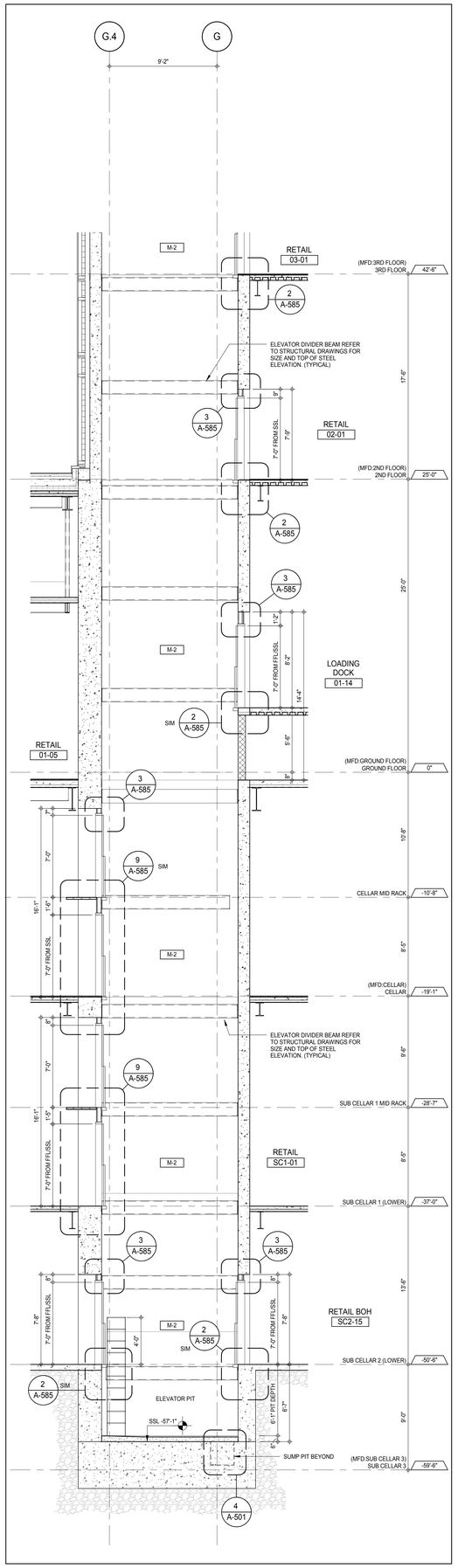

ELEVATOR M-2 SECTION - PIT TO 2ND FLOOR (3)
A-403
1/4" = 1'-0"

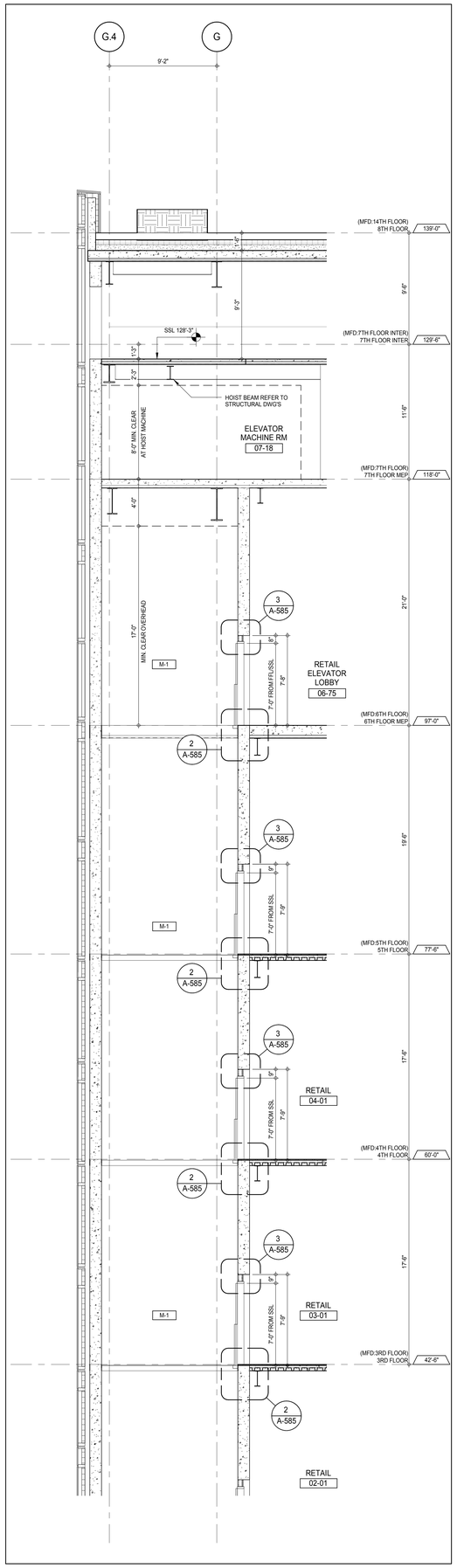

ELEVATOR M-1 SECTION - 3RD TO 7TH FLOOR EMR (2)
A-439
1/4" = 1'-0"

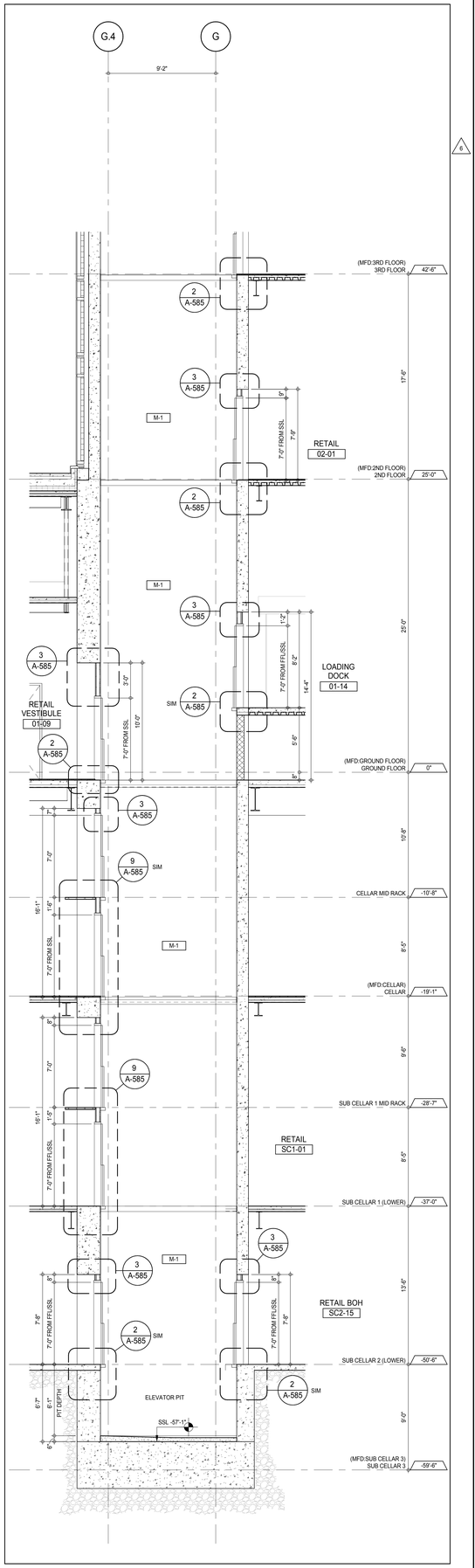

ELEVATOR M-1 SECTION - PIT TO 2ND FLOOR (1)
A-403
1/4" = 1'-0"



KEY PLAN:

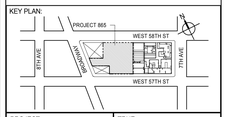

PROJECT NORTH: TRUE NORTH

DEVELOPER:
EXTELL DEVELOPMENT COMPANY
805 THIRD AVENUE, 7TH FLOOR
New York, NY 10022 USA
TEL: 212 712 6000 FAX: 212 712 6100

DESIGN ARCHITECT: Base Building Shell & Core
ADRIAN SMITH + GORDON GILL ARCHITECTURE
111 WEST MONROE STREET SUITE 2300
CHICAGO IL 60603
TEL: 312 920 1888 FAX: 312 920 1775

INTERIOR DESIGNER: Residential
Rottet Architecture and Design Studio, PLLC
298 Fifth Ave, 7th Floor
New York, NY 10001
TEL: 646 998 7000 FAX:

ARCHITECT OF RECORD: Base Building Shell, Core, & Residential
AAI ARCHITECTS, P.C.
401 Wellington St. W., 3rd Floor
Toronto, ON M5V 1E7 Canada
TEL: 416 967 1500 FAX: 416 967 7150

STRUCTURAL ENGINEERS:
WSP CANTOR SEINUK
228 EAST 45th Street
New York, NY 10017 USA
TEL: 212 687 9888 FAX: 646 487 5501

MEP ENGINEERS:
AKF GROUP
165 Broadway, 22nd Floor
New York, NY 10006 USA
TEL: 212 354 5656 FAX: 212 354 5668

GEOTECHNICAL ENGINEERS:
Langan Engineering & Environmental Services
21 Penn Plaza - 360 West 31st Street, 8th Floor
New York, NY 10001-2727
TEL: 212 479 5400 FAX: 212 479 5444

CODE CONSULTANTS:
Construction Consulting Associates
100 Church Street
New York, NY 10007
TEL: 212 385 1818 FAX: 212 385 1911

CURTAINWALL CONSULTANT:
AJLP Consulting
40 Worth Street. Suite 826
New York, NY 10013
TEL: 212 757 5659 FAX: 646 219 8508

LANDMARK/PRESERVATION CONSULTANT:
Jan Hird Pokorny Associates, Inc.
39 West 37th Street, 12A
New York, NY 10018
TEL: 212 759 6462 FAX: 212 759 6540

No.	DESCRIPTION	DATE
1	CD PROGRESS ISSUE 1	15 OCT 14
2	CD PROGRESS ISSUE 2	19 DEC 14
3	D.O.B. SUBMISSION	18 FEB 15
4	CD PROGRESS ISSUE 3	09 MAR 15
	D.O.B. SUBMISSION	27 APR 15
5	CD PROGRESS ISSUE 4	01 JUN 15
6	CD PROGRESS ISSUE 5	10 AUG 15
	D.O.B. AMENDMENT 2	21 SEP 15

0 2' - 0" 4' - 0" 8' - 0"

NOT FOR BID/CONSTRUCTION

Discrepancies must be reported immediately to the Architect before proceeding. Only figured dimensions are to be used. Contractors must check all dimensions on site. This drawing is protected by copyright.

ALL DIMENSIONS ARE SHOWN IN IMPERIAL.

CONSULTANT:
AAI ARCHITECTS, P.C.

PROJECT:
217 WEST 57TH STREET
NEW YORK, NY

DRAWING TITLE:
PODIUM ELEVATORS M-1 & M-2
ENLARGED SECTIONS

SEAL & SIGNATURE:

DATE:	15 OCT 14
PROJECT No:	1216-00
DRAWN: Author	REV:
CHK: Checker	6
SCALE: 1/4" = 1'-0"	
DWG No:	A-380.01
DOB PAGE No:	252 of 569

DOB EMPLOYEE STAMP: DOB B-SCAN:

36" x 48" Arch E SHEET SIZE
FILE NAME: C:\Revit Local Files\EXTELL-865-AAI-TVR-CNF_Jaeberm.rvt
PLOT DATE: 6/22/2015 12:40:19 AM

DEPT OF BLDGS 421208305 Job Number
E382563330 Scan Code

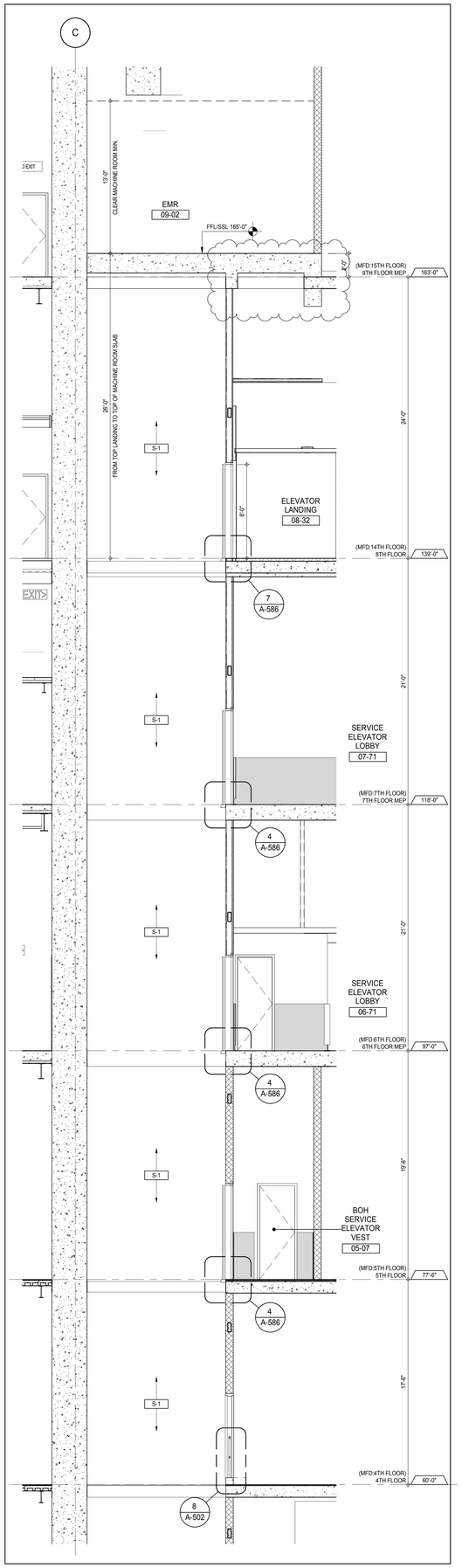

ELEVATOR S-1 SECTION - 5TH TO 9TH FLOOR EMR 5
A-114
1/4" = 1'-0"

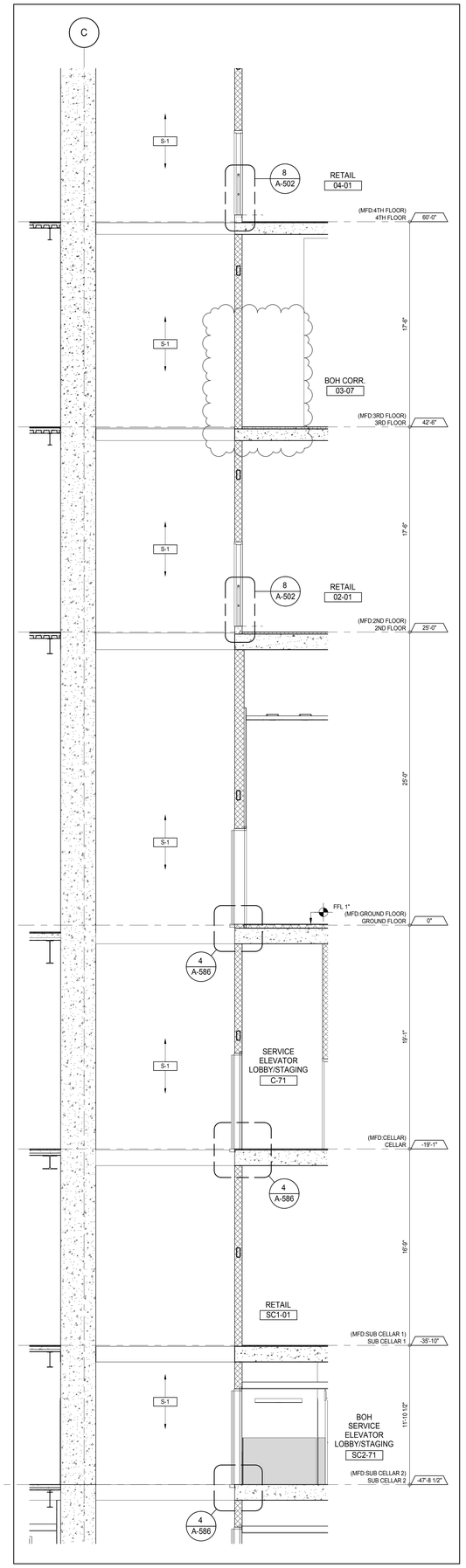

ELEVATOR S-1 SECTION - SUB CELLAR 1 TO 4TH FLOOR 4
A-402
1/4" = 1'-0"

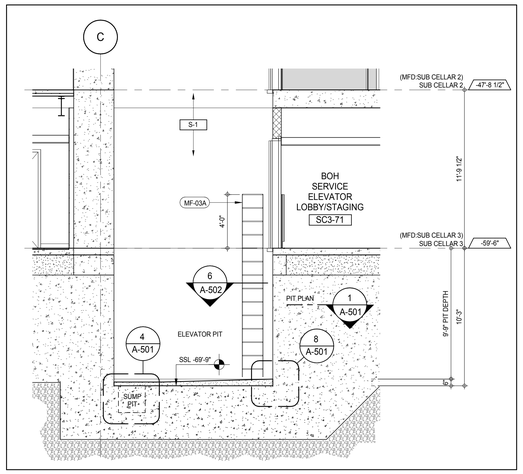

ELEVATOR S-1 SECTION - PIT TO SUB CELLAR 2 3
A-402
1/4" = 1'-0"

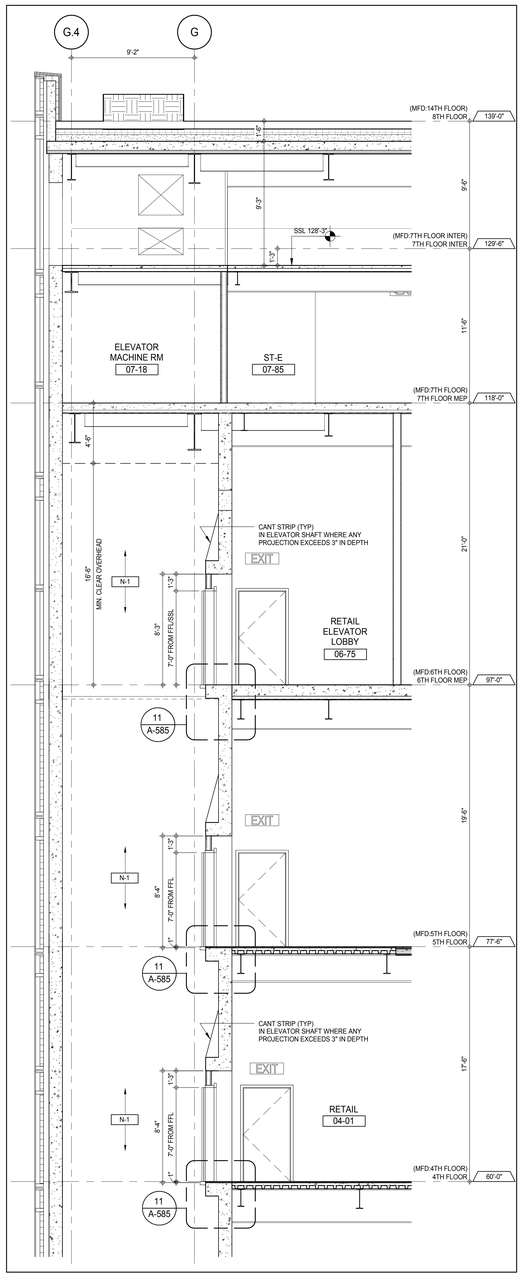

ELEVATOR N-1 SECTION - 4TH TO 6TH FLOOR 2
A-401
1/4" = 1'-0"

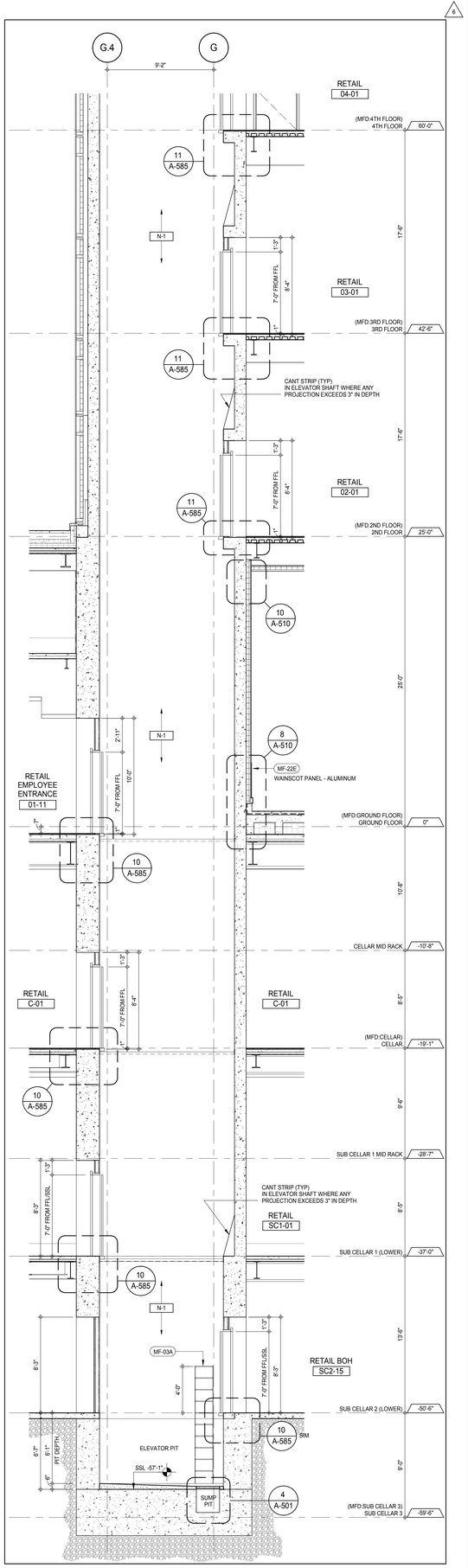

ELEVATOR N-1 SECTION - PIT TO 3RD FLOOR 1
A-361
1/4" = 1'-0"

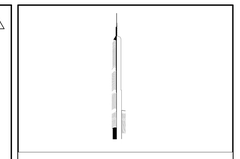

KEY PLAN:

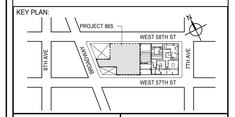

PROJECT NORTH: TRUE NORTH

DEVELOPER:
EXTELL DEVELOPMENT COMPANY
805 THIRD AVENUE, 7TH FLOOR
New York, NY 10022 USA
TEL: 212 712 6000 FAX: 212 712 6100

DESIGN ARCHITECT: Base Building Shell & Core
ADRIAN SMITH + GORDON GILL ARCHITECTURE
111 WEST MONROE STREET SUITE 2300
CHICAGO IL 60603
TEL: 312 920 1888 FAX: 312 920 1775

INTERIOR DESIGNER: Residential
Rottet Architecture and Design Studio, PLLC
298 Fifth Ave, 7th Floor
New York, NY 10001
TEL: 646 998 7000 FAX:

ARCHITECT OF RECORD: Base Building Shell, Core, & Residential
AAI ARCHITECTS, P.C.
401 Wellington St. W., 3rd Floor
Toronto, ON M5V 1E7 Canada
TEL: 416 967 1500 FAX: 416 967 7150

STRUCTURAL ENGINEERS:
WSP CANTOR SEINUK
228 EAST 45th Street
New York, NY 10017 USA
TEL: 212 687 9888 FAX: 646 487 5501

MEP ENGINEERS:
AKF GROUP
165 Broadway, 22nd Floor
New York, NY 10006 USA
TEL: 212 354 5656 FAX: 212 354 5668

GEOTECHNICAL ENGINEERS:
Langan Engineering & Environmental Services
21 Penn Plaza - 360 West 31st Street, 8th Floor
New York, NY 10001-2727
TEL: 212 479 5400 FAX: 212 479 5444

CODE CONSULTANTS:
Construction Consulting Associates
100 Church Street
New York, NY 10007
TEL: 212 385 1818 FAX: 212 385 1911

CURTAINWALL CONSULTANT:
AJLP Consulting
40 Worth Street. Suite 826
New York, NY 10013
TEL: 212 757 5659 FAX: 646 219 8508

LANDMARK/PRESERVATION CONSULTANT:
Jan Hird Pokorny Associates, Inc.
39 West 37th Street, 12A
New York, NY 10018
TEL: 212 759 6462 FAX: 212 759 6540

No.	DESCRIPTION	DATE
1	CD PROGRESS ISSUE 1	15 OCT 14
2	CD PROGRESS ISSUE 2	19 DEC 14
3	D.O.B. SUBMISSION	18 FEB 15
4	CD PROGRESS ISSUE 3	09 MAR 15
	D.O.B. SUBMISSION	27 APR 15
5	CD PROGRESS ISSUE 4	01 JUN 15
6	CD PROGRESS ISSUE 5	10 AUG 15
	D.O.B. AMENDMENT 2	21 SEP 15

0 2'-0" 4'-0" 8'-0"

NOT FOR BID/CONSTRUCTION

Discrepancies must be reported immediately to the Architect before proceeding. Only figured dimensions are to be used. Contractors must check all dimensions on site. This drawing is protected by copyright.

ALL DIMENSIONS ARE SHOWN IN IMPERIAL.

CONSULTANT:
AAI ARCHITECTS, P.C.

PROJECT:
217 WEST 57TH STREET
NEW YORK, NY

DRAWING TITLE:
PODIUM ELEVATORS N-1 & S-1
ENLARGED SECTIONS

SEAL & SIGNATURE:

DATE:	15 OCT 14
PROJECT No:	1216-00
DRAWN: Author	REV: 6
Chk: Checker	
SCALE: 1/4" = 1'-0"	
DWG No:	A-381.01
DOB PAGE No:	253 of 569

DOB EMPLOYEE STAMP: DOB B-SCAN:

36" x 48" Arch E SHEET SIZE

FILE NAME: C:\Revit Local Files\DETELL-865-AAI-TWR-CNF_Jsellstrom.rvt
PLOT DATE: 11/13/2015 2:18:17 PM

DEPT OF BLDGS 421226905 Job Number
E350187513 Scan Code

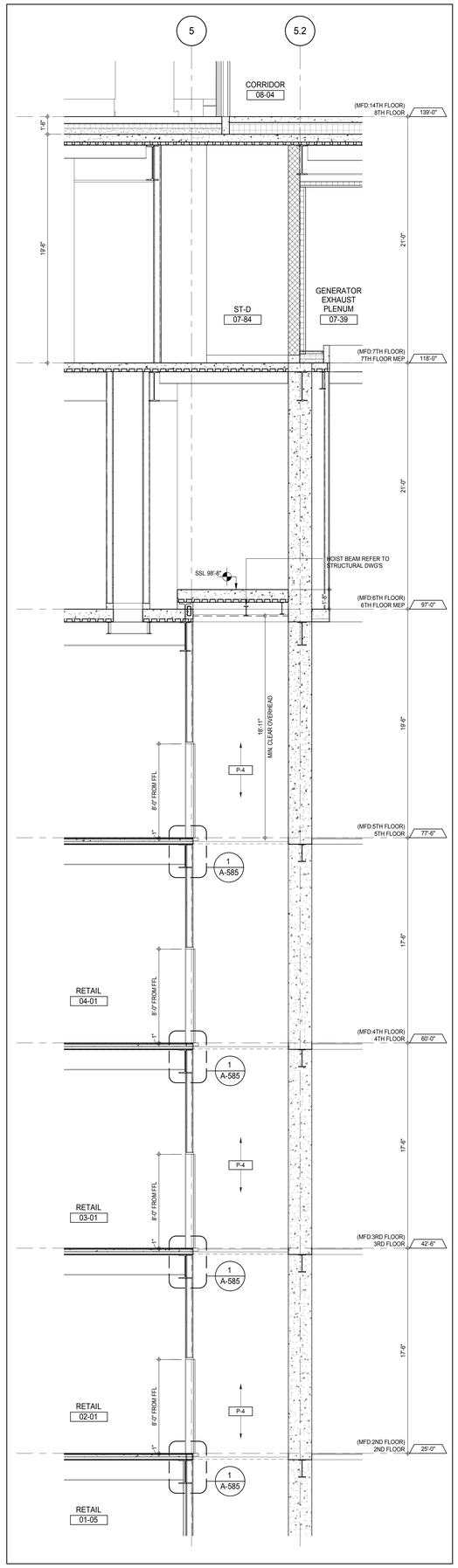

ELEVATOR P-4 SECTION - 2ND TO 5TH FLOORS (P-3 SIM) 4
A-376
1/4" = 1'-0"

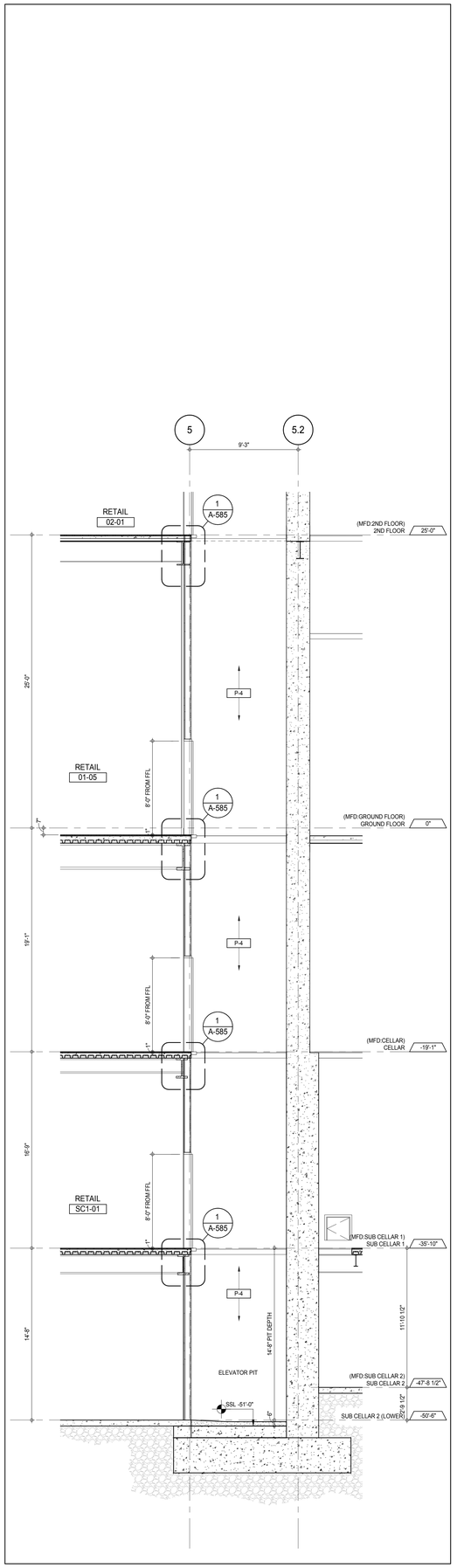

ELEVATOR P-4 SECTION - PIT TO GROUND FLOOR (P-3 SIM) 3
A-404
1/4" = 1'-0"

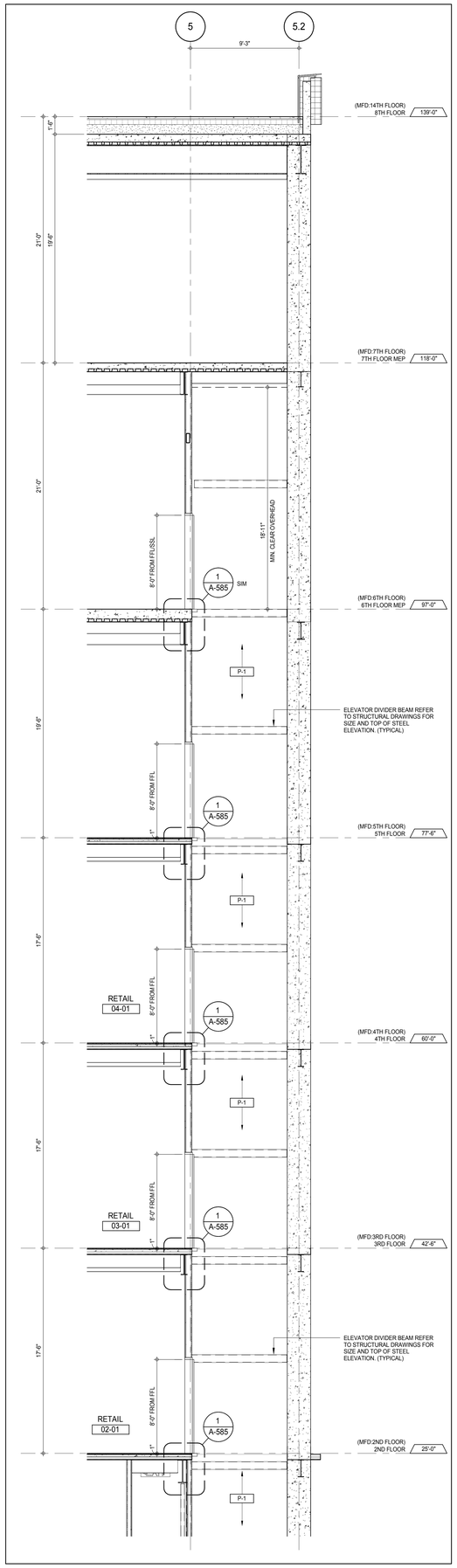

ELEVATOR P-1 SECTION - 2ND TO 6TH FLOORS (P-2 SIM) 2
A-434
1/4" = 1'-0"

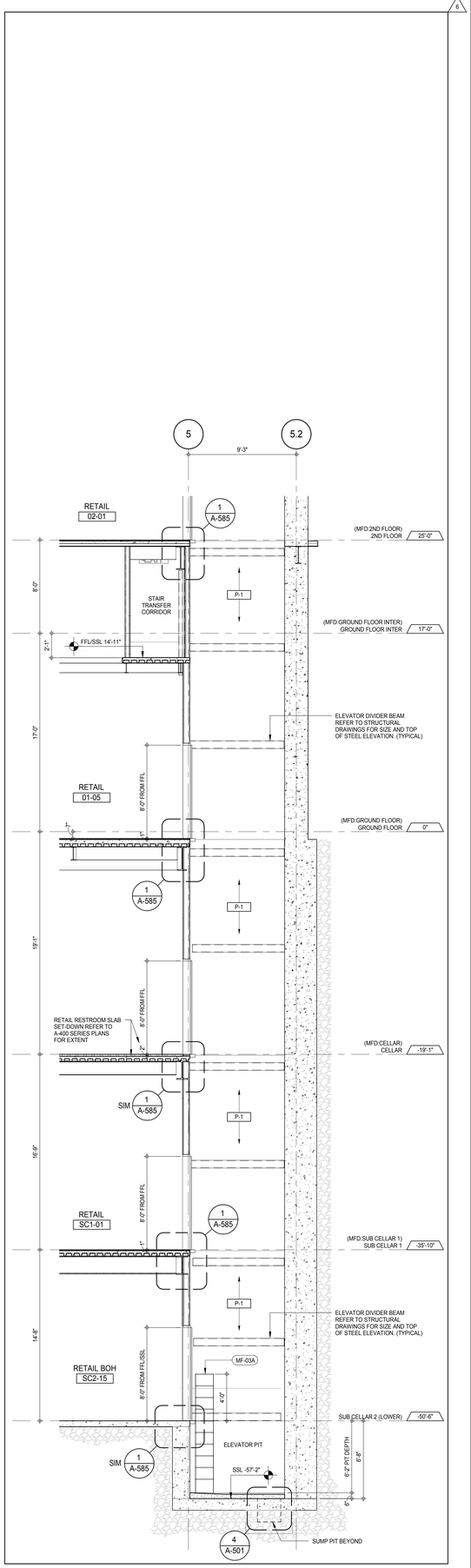

ELEVATOR P-1 SECTION - PIT TO GROUND FLOOR (P-2 SIM) 1
A-404
1/4" = 1'-0"



KEY PLAN:

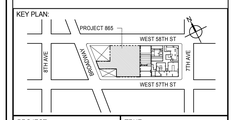

PROJECT NORTH

TRUE NORTH

DEVELOPER:
EXTELL DEVELOPMENT COMPANY
805 THIRD AVENUE, 7TH FLOOR
New York, NY 10022 USA
TEL: 212 712 6000 FAX: 212 712 6100

DESIGN ARCHITECT: Base Building Shell & Core
ADRIAN SMITH + GORDON GILL ARCHITECTURE
111 WEST MONROE STREET SUITE 2300
CHICAGO IL 60603
TEL: 312 920 1888 FAX: 312 920 1775

INTERIOR DESIGNER: Residential
Rottet Architecture and Design Studio, PLLC
298 Fifth Ave, 7th Floor
New York, NY 10001
TEL: 646 998 7000 FAX:

ARCHITECT OF RECORD: Base Building Shell, Core, & Residential
AAI ARCHITECTS, P.C.
401 Wellington St. W., 3rd Floor
Toronto, ON M5V 1E7 Canada
TEL: 416 967 1500 FAX: 416 967 7150

STRUCTURAL ENGINEERS:
WSP CANTOR SEINUK
228 EAST 45th Street
New York, NY 10017 USA
TEL: 212 687 9888 FAX: 646 487 5501

MEP ENGINEERS:
AKF GROUP
165 Broadway, 22nd Floor
New York, NY 10006 USA
TEL: 212 354 5656 FAX: 212 354 5668

GEOTECHNICAL ENGINEERS:
Langan Engineering & Environmental Services
21 Penn Plaza - 360 West 31st Street, 8th Floor
New York, NY 10001-2727
TEL: 212 479 5400 FAX: 212 479 5444

CODE CONSULTANTS:
Construction Consulting Associates
100 Church Street
New York, NY 10007
TEL: 212 385 1818 FAX: 212 385 1911

CURTAINWALL CONSULTANT:
AJLP Consulting
40 Worth Street. Suite 826
New York, NY 10013
TEL: 212 757 5659 FAX: 646 219 8508

LANDMARK/PRESERVATION CONSULTANT:
Jan Hird Pokorny Associates, Inc.
39 West 37th Street, 12A
New York, NY 10018
TEL: 212 759 6462 FAX: 212 759 6540

No.	DESCRIPTION	DATE
1	CD PROGRESS ISSUE 1	15 OCT 14
2	CD PROGRESS ISSUE 2	19 DEC 14
3	D.O.B. SUBMISSION	18 FEB 15
4	CD PROGRESS ISSUE 3	09 MAR 15
	D.O.B. SUBMISSION	27 APR 15
5	CD PROGRESS ISSUE 4	01 JUN 15
6	CD PROGRESS ISSUE 5	10 AUG 15
	D.O.B. AMENDMENT 2	21 SEP 15

0 2'-0" 4'-0" 8'-0"

NOT FOR BID/CONSTRUCTION

Discrepancies must be reported immediately to the Architect before proceeding. Only figured dimensions are to be used. Contractors must check all dimensions on site. This drawing is protected by copyright.

ALL DIMENSIONS ARE SHOWN IN IMPERIAL.

CONSULTANT:

AAI ARCHITECTS, P.C.

PROJECT:

217 WEST 57TH STREET
NEW YORK, NY

DRAWING TITLE:

PODIUM ELEVATORS P-1 & P-4
ENLARGED SECTIONS

SEAL & SIGNATURE:

REGISTERED ARCHITECT
MICHAEL DAVID JAGNOW
AIA 028681
STATE OF NEW YORK

DATE:	15 OCT 14
PROJECT No:	1216-00
DRAWN: Author	REV: 6
CHK: Checker	
SCALE: 1/4" = 1'-0"	
DWG No:	A-382.01
DOB PAGE No:	254 of 569

DOB EMPLOYEE STAMP:

DOB B-SCAN:

36" x 48" Arch E SHEET SIZE
FILE NAME: C:\Bim\Local Files\EXTELL-865-AAI-TWR-CNF_Jagdsimn.rvt
PLOT DATE: 9/22/2015 10:47:11 AM

DEPT OF BLDGS 421208305 Job Number
E301643945 Scan Code

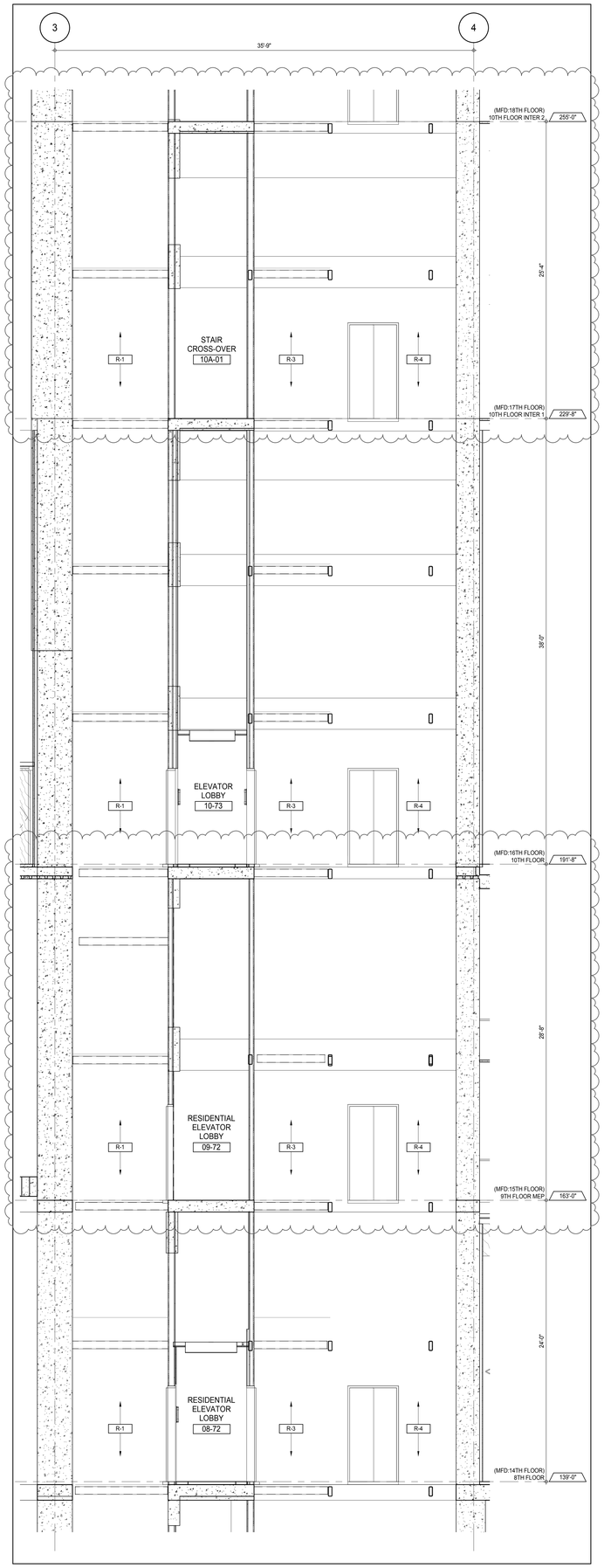

ELEVATORS R-1, R-3 & R-4 SECTION - 8TH FLOOR TO 10TH FLOOR INTER 1 (3)
A-114
1/4" = 1'-0"

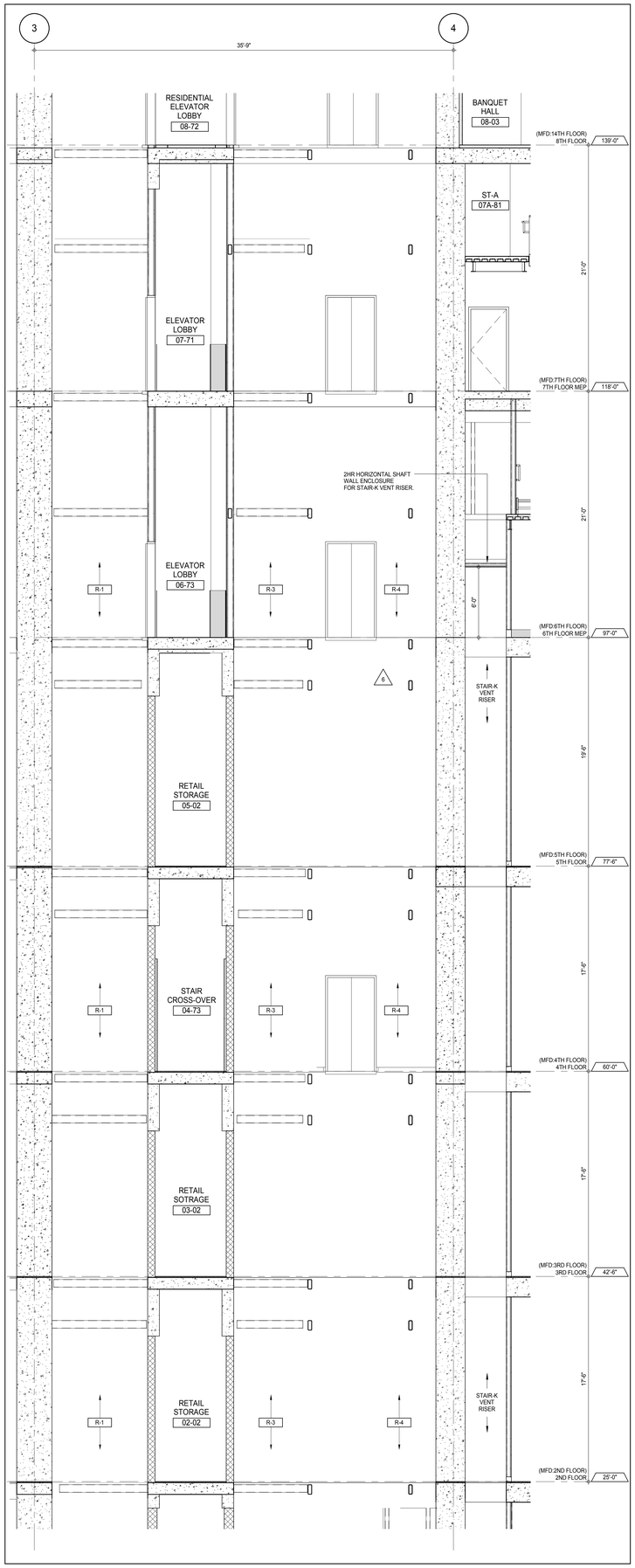

ELEVATORS R-1, R-3 & R-4 SECTION - 2ND TO 7TH FLOORS (2)
A-430
1/4" = 1'-0"

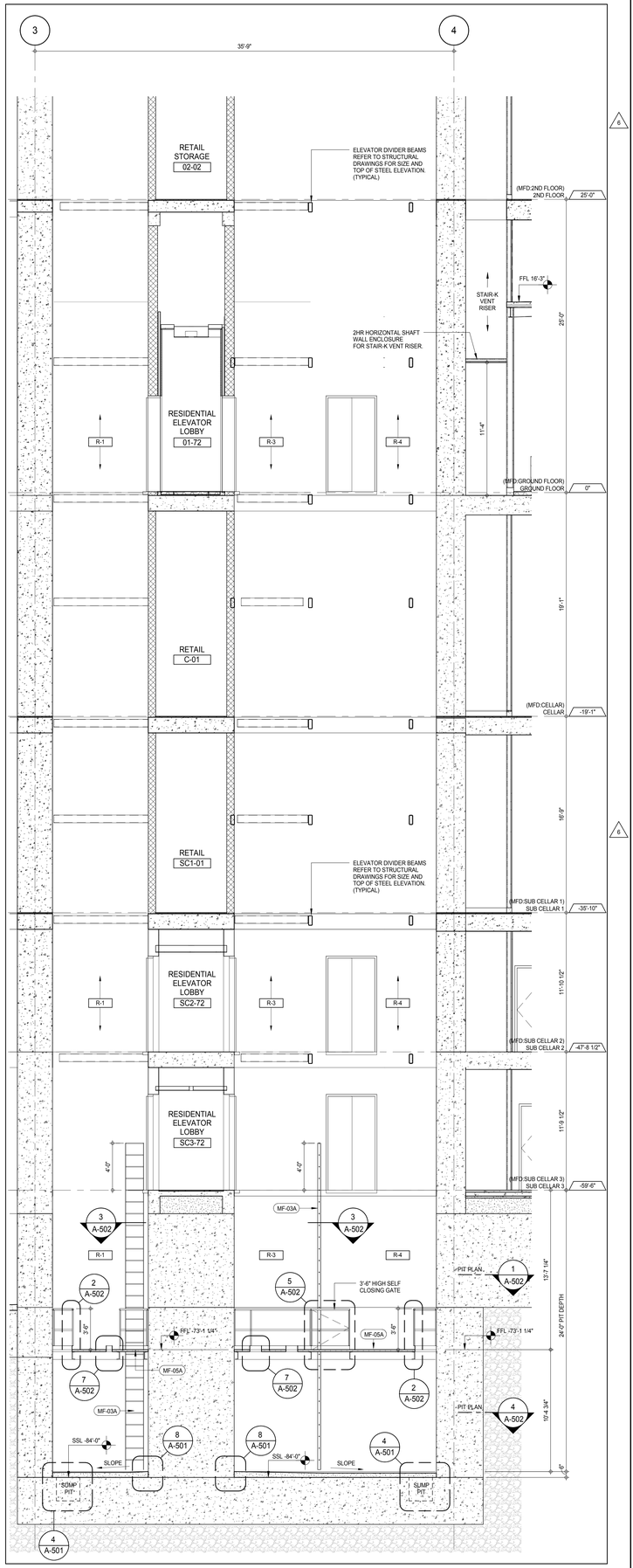

ELEVATORS R-1, R-3 & R-4 SECTION - PIT TO GROUND FLOOR (1)
A-401
1/4" = 1'-0"

KEY PLAN:

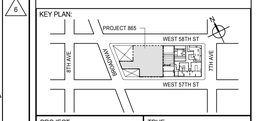

PROJECT NORTH:

TRUE NORTH

DEVELOPER:
EXTELL DEVELOPMENT COMPANY
805 THIRD AVENUE, 7TH FLOOR
New York, NY 10022 USA
TEL: 212 712 6000 FAX: 212 712 6100

DESIGN ARCHITECT: Base Building Shell & Core
ADRIAN SMITH + GORDON GILL ARCHITECTURE
111 WEST MONROE STREET SUITE 2300
CHICAGO IL 60603
TEL: 312 920 1888 FAX: 312 920 1775

INTERIOR DESIGNER: Residential
Rottet Architecture and Design Studio, PLLC
298 Fifth Ave, 7th Floor
New York, NY 10001
TEL: 646 998 7000 FAX:

ARCHITECT OF RECORD: Base Building Shell, Core, & Residential
AAI ARCHITECTS, P.C.
401 Wellington St. W., 3rd Floor
Toronto, ON M5V 1E7 Canada
TEL: 416 967 1500 FAX: 416 967 7150

STRUCTURAL ENGINEERS:
WSP CANTOR SEINUK
228 EAST 45th Street
New York, NY 10017 USA
TEL: 212 687 9888 FAX: 646 487 5501

MEP ENGINEERS:
AKF GROUP
165 Broadway, 22nd Floor
New York, NY 10006 USA
TEL: 212 354 5656 FAX: 212 354 5668

GEOTECHNICAL ENGINEERS:
Langan Engineering & Environmental Services
21 Penn Plaza - 360 West 31st Street, 8th Floor
New York, NY 10001-2727
TEL: 212 479 5400 FAX: 212 479 5444

CODE CONSULTANTS:
Construction Consulting Associates
100 Church Street
New York, NY 10007
TEL: 212 385 1818 FAX: 212 385 1911

CURTAINWALL CONSULTANT:
AJLP Consulting
40 Worth Street. Suite 826
New York, NY 10013
TEL: 212 757 5659 FAX: 646 219 8508

LANDMARK/PRESERVATION CONSULTANT:
Jan Hird Pokorny Associates, Inc.
39 West 37th Street, 12A
New York, NY 10018
TEL: 212 759 6462 FAX: 212 759 6540

No.	DESCRIPTION	DATE
1	CD PROGRESS ISSUE 1	15 OCT 14
2	CD PROGRESS ISSUE 2	19 DEC 14
3	D.O.B. SUBMISSION	18 FEB 15
4	CD PROGRESS ISSUE 3	09 MAR 15
	D.O.B. SUBMISSION	27 APR 15
5	CD PROGRESS ISSUE 4	01 JUN 15
6	CD PROGRESS ISSUE 5	10 AUG 15
	D.O.B. AMENDMENT 2	21 SEP 15

0 2' - 0" 4' - 0" 8' - 0"

NOT FOR BID/CONSTRUCTION

Discrepancies must be reported immediately to the Architect before proceeding. Only figured dimensions are to be used. Contractors must check all dimensions on site. This drawing is protected by copyright.

ALL DIMENSIONS ARE SHOWN IN IMPERIAL.

CONSULTANT:

AAI ARCHITECTS, P.C.

PROJECT:

217 WEST 57TH STREET
NEW YORK, NY

DRAWING TITLE:

TOWER ELEVATORS R-1, R-3 & R-4
ENLARGED SECTIONS

SEAL & SIGNATURE:

REGISTERED ARCHITECT WAYNE DAVID JARRETT No. 028881 STATE OF NEW YORK

DATE:	15 OCT 14
PROJECT No:	1216-00
DRAWN: Author	REV:
CHK: Checker	6
SCALE: 1/4" = 1'-0"	
DWG No:	**A-383.01**
DOB PAGE No:	**255 of 569**

DOB EMPLOYEE STAMP:

DOB B-SCAN:

36" x 48" Arch E SHEET SIZE
FILE NAME: C:\Revit Local Files\EXTELL-865-AAI-TWR-CNF_bulletin.rvt
PLOT DATE: 8/20/2015 9:47:49 AM

DEPT OF BLDGS 421258305 Job Number
E390628290US Scan Code

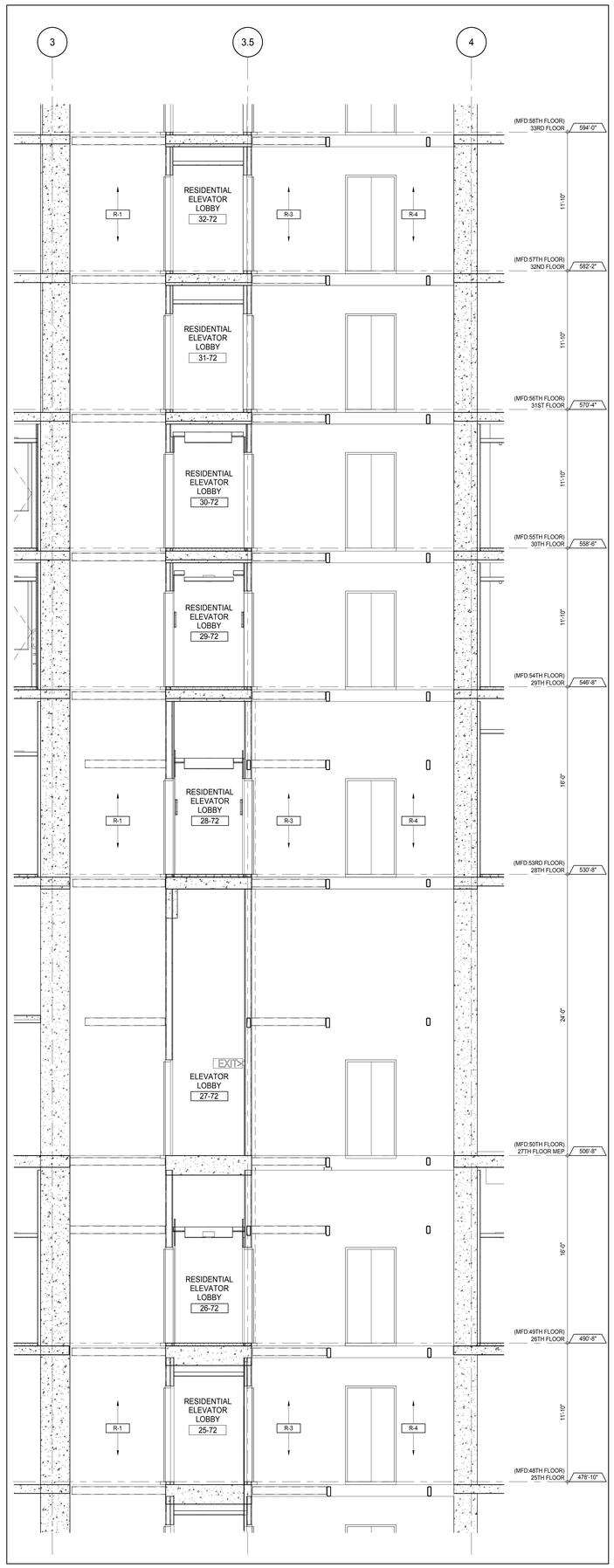

ELEVATORS R-1, R-3 & R-4 SECTION - 25TH TO 32ND FLOORS (3)
A-140
1/4" = 1'-0"

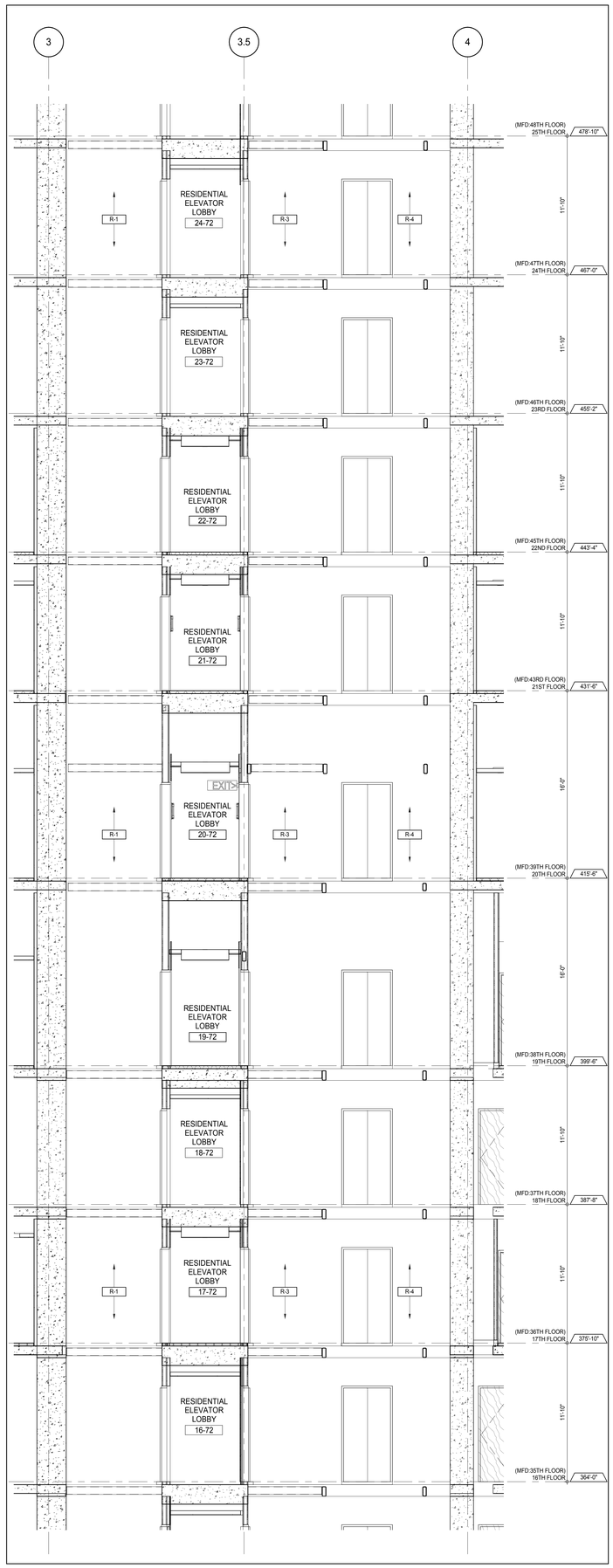

ELEVATORS R-1, R-3 & R-4 SECTION - 16TH TO 24TH FLOORS (2)
A-130
1/4" = 1'-0"

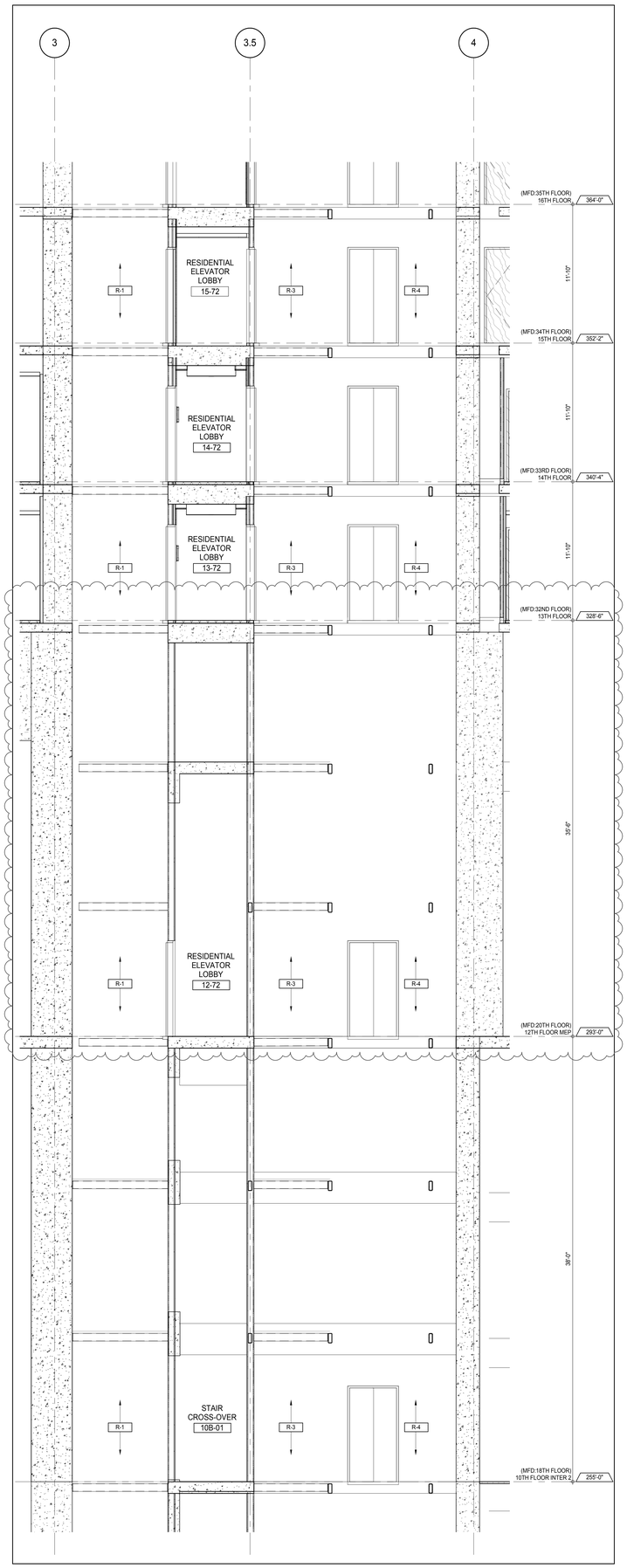

ELEVATORS R-1, R-3 & R-4 SECTION - 10TH FLOOR INTER 2 TO 15TH FLOOR (1)
A-119
1/4" = 1'-0"



KEY PLAN:

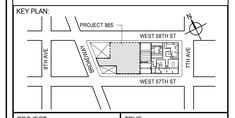

PROJECT NORTH

TRUE NORTH

DEVELOPER:
EXTELL DEVELOPMENT COMPANY
805 THIRD AVENUE, 7TH FLOOR
New York, NY 10022 USA
TEL: 212 712 6000 FAX: 212 712 6100

DESIGN ARCHITECT: Base Building Shell & Core
ADRIAN SMITH + GORDON GILL ARCHITECTURE
111 WEST MONROE STREET SUITE 2300
CHICAGO IL 60603
TEL: 312 920 1888 FAX: 312 920 1775

INTERIOR DESIGNER: Residential
Rottet Architecture and Design Studio, PLLC
298 Fifth Ave, 7th Floor
New York, NY 10001
TEL: 646 998 7000 FAX:

ARCHITECT OF RECORD: Base Building Shell, Core, & Residential
AAI ARCHITECTS, P.C.
401 Wellington St. W., 3rd Floor
Toronto, ON M5V 1E7 Canada
TEL: 416 967 1500 FAX: 416 967 7150

STRUCTURAL ENGINEERS:
WSP CANTOR SEINUK
228 EAST 45th Street
New York, NY 10017 USA
TEL: 212 687 9888 FAX: 646 487 5501

MEP ENGINEERS:
AKF GROUP
165 Broadway, 22nd Floor
New York, NY 10006 USA
TEL: 212 354 5656 FAX: 212 354 5668

GEOTECHNICAL ENGINEERS:
Langan Engineering & Environmental Services
21 Penn Plaza - 360 West 31st Street, 8th Floor
New York, NY 10001-2727
TEL: 212 479 5400 FAX: 212 479 5444

CODE CONSULTANTS:
Construction Consulting Associates
100 Church Street
New York, NY 10007
TEL: 212 385 1818 FAX: 212 385 1911

CURTAINWALL CONSULTANT:
AJLP Consulting
40 Worth Street. Suite 826
New York, NY 10013
TEL: 212 757 5659 FAX: 646 219 8508

LANDMARK/PRESERVATION CONSULTANT:
Jan Hird Pokorny Associates, Inc.
39 West 37th Street, 12A
New York, NY 10018
TEL: 212 759 6462 FAX: 212 759 6540

No.	DESCRIPTION	DATE
1	CD PROGRESS ISSUE 1	15 OCT 14
2	CD PROGRESS ISSUE 2	19 DEC 14
3	D.O.B. SUBMISSION	18 FEB 15
4	CD PROGRESS ISSUE 3	09 MAR 15
	D.O.B. SUBMISSION	27 APR 15
5	CD PROGRESS ISSUE 4	01 JUN 15
6	CD PROGRESS ISSUE 5	10 AUG 15
	D.O.B. AMENDMENT 2	21 SEP 15

0 2' - 0" 4' - 0" 8' - 0"

NOT FOR BID/CONSTRUCTION

Discrepancies must be reported immediately to the Architect before proceeding. Only figured dimensions are to be used. Contractors must check all dimensions on site. This drawing is protected by copyright.

ALL DIMENSIONS ARE SHOWN IN IMPERIAL.

CONSULTANT:

AAI ARCHITECTS, P.C.

PROJECT:

217 WEST 57TH STREET
NEW YORK, NY

DRAWING TITLE:

TOWER ELEVATORS R-1, R-3 & R-4
ENLARGED SECTIONS

SEAL & SIGNATURE:

REGISTERED ARCHITECT DAVID JAMES No. 028881 STATE OF NEW YORK

DATE:	15 OCT 14
PROJECT No:	1216-00
DRAWN: Author	REV: 6
CHK: Checker	
SCALE: 1/4" = 1'-0"	
DWG No:	A-384.01
DOB PAGE No:	256 of 569

DOB EMPLOYEE STAMP:

DOB B-SCAN:

36" x 48" Arch E SHEET SIZE
FILE NAME: C:\Revit Local Files\EXTELL-865-AAI-TWR-CNF_Jwilliams.rvt
PLOT DATE: 9/22/2015 10:42:13 AM

DEPT OF BLDGS 421258305 Job Number
E3438599385 Scan Code

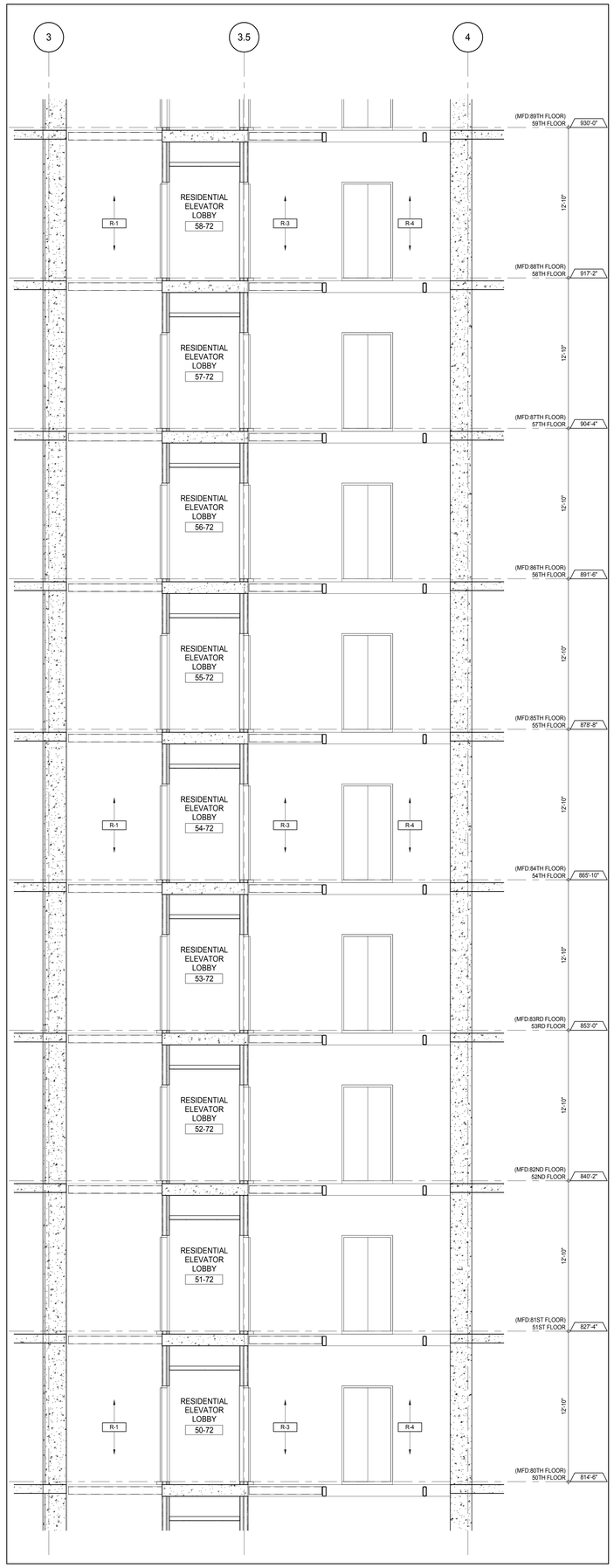

ELEVATORS R-1, R-3 & R-4 SECTION - 50TH TO 58TH FLOORS (3)
1/4" = 1'-0"

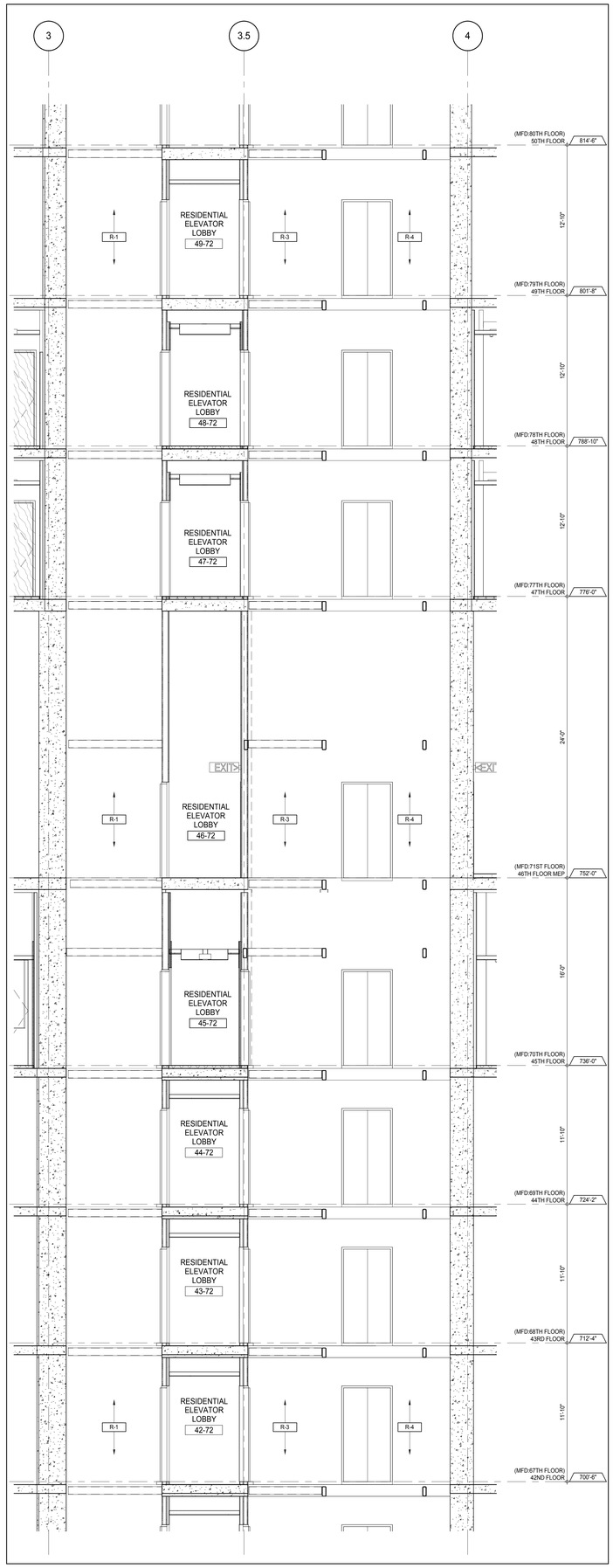

ELEVATORS R-1, R-3 & R-4 SECTION - 42ND TO 49TH FLOORS (2)
A-147
1/4" = 1'-0"

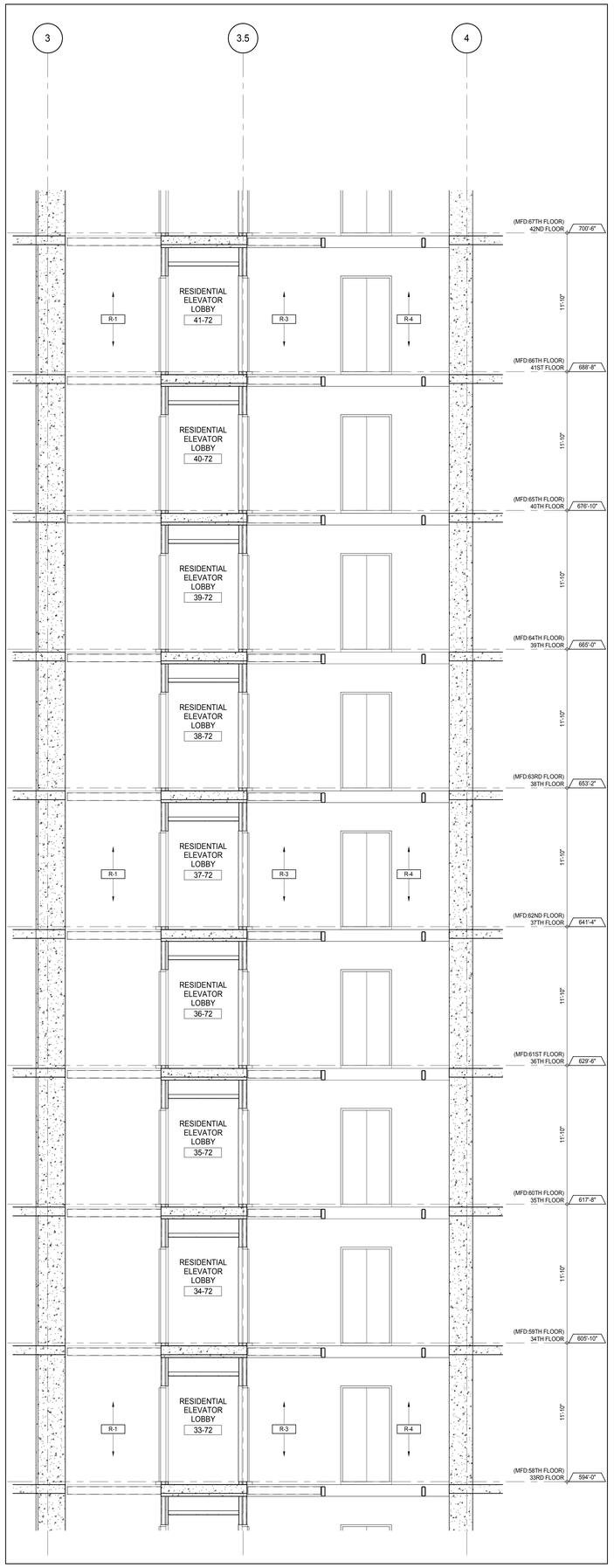

ELEVATORS R-1, R-3 & R-4 SECTION - 33RD TO 41ST FLOORS (1)
1/4" = 1'-0"



KEY PLAN:

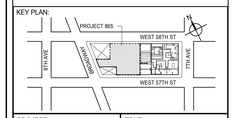

PROJECT NORTH

TRUE NORTH

DEVELOPER:
EXTELL DEVELOPMENT COMPANY
805 THIRD AVENUE, 7TH FLOOR
New York, NY 10022 USA
TEL: 212 712 6000 FAX: 212 712 6100

DESIGN ARCHITECT: Base Building Shell & Core
ADRIAN SMITH + GORDON GILL ARCHITECTURE
111 WEST MONROE STREET SUITE 2300
CHICAGO IL 60603
TEL: 312 920 1888 FAX: 312 920 1775

INTERIOR DESIGNER: Residential
Rottet Architecture and Design Studio, PLLC
298 Fifth Ave, 7th Floor
New York, NY 10001
TEL: 646 998 7000 FAX:

ARCHITECT OF RECORD: Base Building Shell, Core, & Residential
AAI ARCHITECTS, P.C.
401 Wellington St. W., 3rd Floor
Toronto, ON M5V 1E7 Canada
TEL: 416 967 1500 FAX: 416 967 7150

STRUCTURAL ENGINEERS:
WSP CANTOR SEINUK
228 EAST 45th Street
New York, NY 10017 USA
TEL: 212 687 9888 FAX: 646 487 5501

MEP ENGINEERS:
AKF GROUP
165 Broadway, 22nd Floor
New York, NY 10006 USA
TEL: 212 354 5656 FAX: 212 354 5668

GEOTECHNICAL ENGINEERS:
Langan Engineering & Environmental Services
21 Penn Plaza - 360 West 31st Street, 8th Floor
New York, NY 10001-2727
TEL: 212 479 5400 FAX: 212 479 5444

CODE CONSULTANTS:
Construction Consulting Associates
100 Church Street
New York, NY 10007
TEL: 212 385 1818 FAX: 212 385 1911

CURTAINWALL CONSULTANT:
AJLP Consulting
40 Worth Street. Suite 826
New York, NY 10013
TEL: 212 757 5659 FAX: 646 219 8508

LANDMARK/PRESERVATION CONSULTANT:
Jan Hird Pokorny Associates, Inc.
39 West 37th Street, 12A
New York, NY 10018
TEL: 212 759 6462 FAX: 212 759 6540

No.	DESCRIPTION	DATE
1	CD PROGRESS ISSUE 1	15 OCT 14
2	CD PROGRESS ISSUE 2	19 DEC 14
3	D.O.B. SUBMISSION	18 FEB 15
4	CD PROGRESS ISSUE 3	09 MAR 15
	D.O.B. SUBMISSION	27 APR 15
5	CD PROGRESS ISSUE 4	01 JUN 15
6	CD PROGRESS ISSUE 5	10 AUG 15
	D.O.B. AMENDMENT 2	21 SEP 15

0 2' - 0" 4' - 0" 8' - 0"

NOT FOR BID/CONSTRUCTION

Discrepancies must be reported immediately to the Architect before proceeding. Only figured dimensions are to be used. Contractors must check all dimensions on site. This drawing is protected by copyright.

ALL DIMENSIONS ARE SHOWN IN IMPERIAL.

CONSULTANT:

AAI ARCHITECTS, P.C.

PROJECT:

217 WEST 57TH STREET
NEW YORK, NY

DRAWING TITLE:

TOWER ELEVATORS R-1, R-3 & R-4
ENLARGED SECTIONS

SEAL & SIGNATURE:

REGISTERED ARCHITECT JAMES DAVID JARDINE No. 028881 STATE OF NEW YORK

DATE:	15 OCT 14
PROJECT No:	1216-00
DRAWN: Author	REV: 6
CHK: Checker	
SCALE: 1/4" = 1'-0"	
DWG No:	A-385.01
DOB PAGE No:	257 of 569

DOB EMPLOYEE STAMP:

DOB B-SCAN:

36" x 48" Arch E SHEET SIZE
FILE NAME: C:\Revit Local Files\EXTELL-865-AAI-TWR-CNF_Jardinim.rvt
PLOT DATE: 9/22/2015 10:42:42 AM

DEPT OF BLDGS 421208305 Job Number
E351735954505 Scan Code

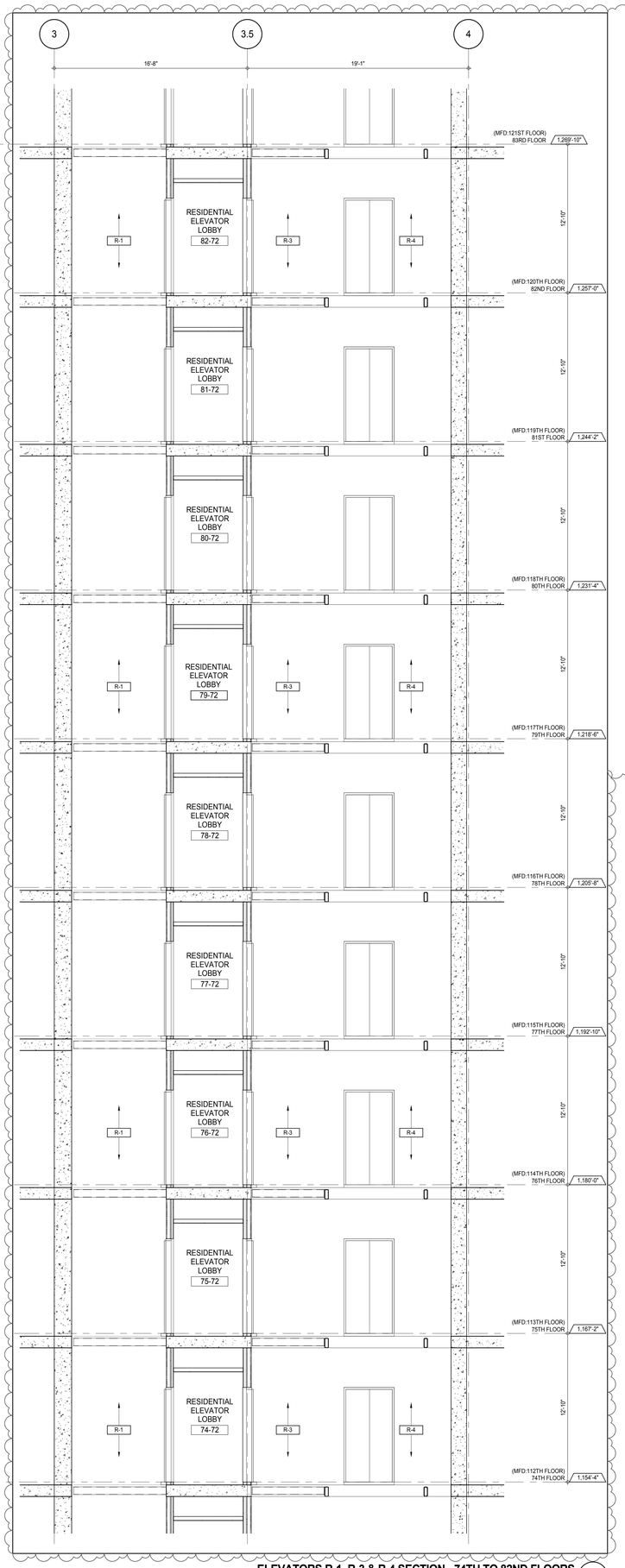

ELEVATORS R-1, R-3 & R-4 SECTION - 74TH TO 82ND FLOORS (3)
1/4" = 1'-0"

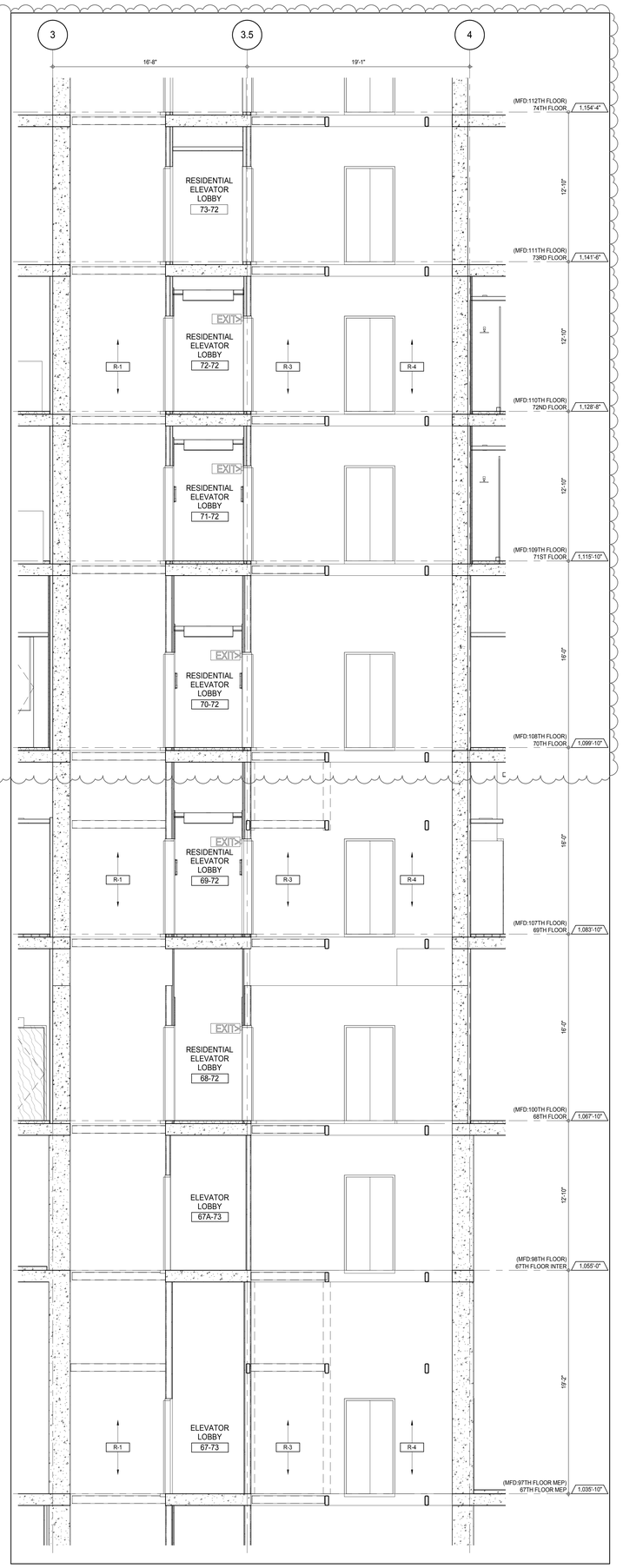

ELEVATORS R-1, R-3 & R-4 SECTION - 67TH TO 73RD FLOORS (2)
A-152
1/4" = 1'-0"

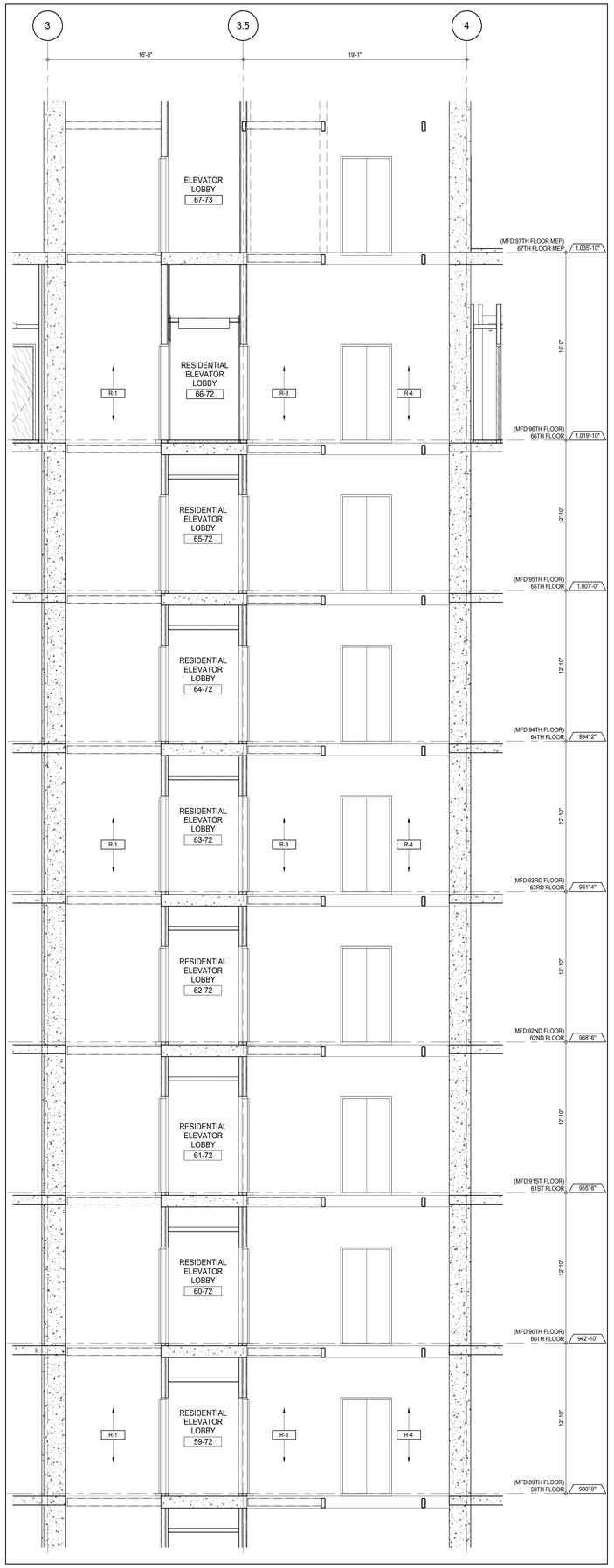

ELEVATORS R-1, R-3 & R-4 SECTION - 59TH TO 66TH FLOORS (1)
A-151
1/4" = 1'-0"



KEY PLAN:

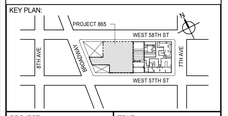

PROJECT NORTH | TRUE NORTH

DEVELOPER:
EXTELL DEVELOPMENT COMPANY
805 THIRD AVENUE, 7TH FLOOR
New York, NY 10022 USA
TEL: 212 712 6000 FAX: 212 712 6100

DESIGN ARCHITECT: Base Building Shell & Core
ADRIAN SMITH + GORDON GILL ARCHITECTURE
111 WEST MONROE STREET SUITE 2300
CHICAGO IL 60603
TEL: 312 920 1888 FAX: 312 920 1775

INTERIOR DESIGNER: Residential
Rottet Architecture and Design Studio, PLLC
298 Fifth Ave, 7th Floor
New York, NY 10001
TEL: 646 998 7000 FAX:

ARCHITECT OF RECORD: Base Building Shell, Core, & Residential
AAI ARCHITECTS, P.C.
401 Wellington St. W., 3rd Floor
Toronto, ON M5V 1E7 Canada
TEL: 416 967 1500 FAX: 416 967 7150

STRUCTURAL ENGINEERS:
WSP CANTOR SEINUK
228 EAST 45th Street
New York, NY 10017 USA
TEL: 212 687 9888 FAX: 646 487 5501

MEP ENGINEERS:
AKF GROUP
165 Broadway, 22nd Floor
New York, NY 10006 USA
TEL: 212 354 5656 FAX: 212 354 5668

GEOTECHNICAL ENGINEERS:
Langan Engineering & Environmental Services
21 Penn Plaza - 360 West 31st Street, 8th Floor
New York, NY 10001-2727
TEL: 212 479 5400 FAX: 212 479 5444

CODE CONSULTANTS:
Construction Consulting Associates
100 Church Street
New York, NY 10007
TEL: 212 385 1818 FAX: 212 385 1911

CURTAINWALL CONSULTANT:
AJLP Consulting
40 Worth Street. Suite 826
New York, NY 10013
TEL: 212 757 5659 FAX: 646 219 8508

LANDMARK/PRESERVATION CONSULTANT:
Jan Hird Pokorny Associates, Inc.
39 West 37th Street, 12A
New York, NY 10018
TEL: 212 759 6462 FAX: 212 759 6540

No.	DESCRIPTION	DATE
1	CD PROGRESS ISSUE 1	15 OCT 14
2	CD PROGRESS ISSUE 2	19 DEC 14
3	D.O.B. SUBMISSION	18 FEB 15
4	CD PROGRESS ISSUE 3	09 MAR 15
	D.O.B. SUBMISSION	27 APR 15
5	CD PROGRESS ISSUE 4	01 JUN 15
6	CD PROGRESS ISSUE 5	10 AUG 15
	D.O.B. AMENDMENT 2	21 SEP 15

0 2' - 0" 4' - 0" 8' - 0"

NOT FOR BID/CONSTRUCTION

Discrepancies must be reported immediately to the Architect before proceeding. Only figured dimensions are to be used. Contractors must check all dimensions on site. This drawing is protected by copyright.

ALL DIMENSIONS ARE SHOWN IN IMPERIAL.

CONSULTANT:
AAI ARCHITECTS, P.C.

PROJECT:
217 WEST 57TH STREET
NEW YORK, NY

DRAWING TITLE:
TOWER ELEVATORS R-1, R-3 & R-4
ENLARGED SECTIONS

SEAL & SIGNATURE:
REGISTERED ARCHITECT RENE DAVID JAUREGUI 028885 STATE OF NEW YORK

DATE:	15 OCT 14
PROJECT No:	1216-00
DRAWN: Author	REV: 6
CHK: Checker	
SCALE: 1/4" = 1'-0"	
DWG No:	A-386.01
DOB PAGE No:	258 of 569

DOB EMPLOYEE STAMP:
DOB B-SCAN:

36" x 48" Arch E SHEET SIZE
FILE NAME: C:\Revit Local Files\EXTELL-986-AAI-TWR-CNF_hudsonv.rvt
PLOT DATE: 9/28/2015 10:54:09 AM

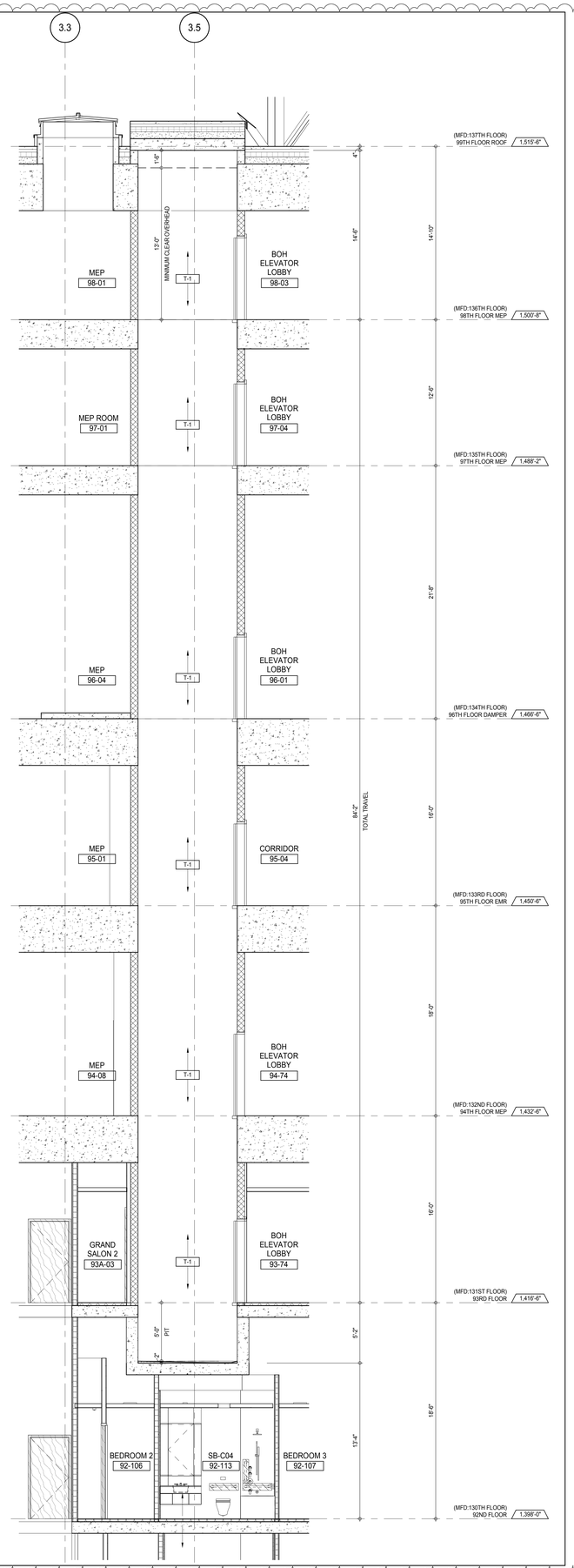

ELEVATOR T-1 SECTION - 93RD TO 99TH FLOORS (3)
A-162
1/4" = 1'-0"

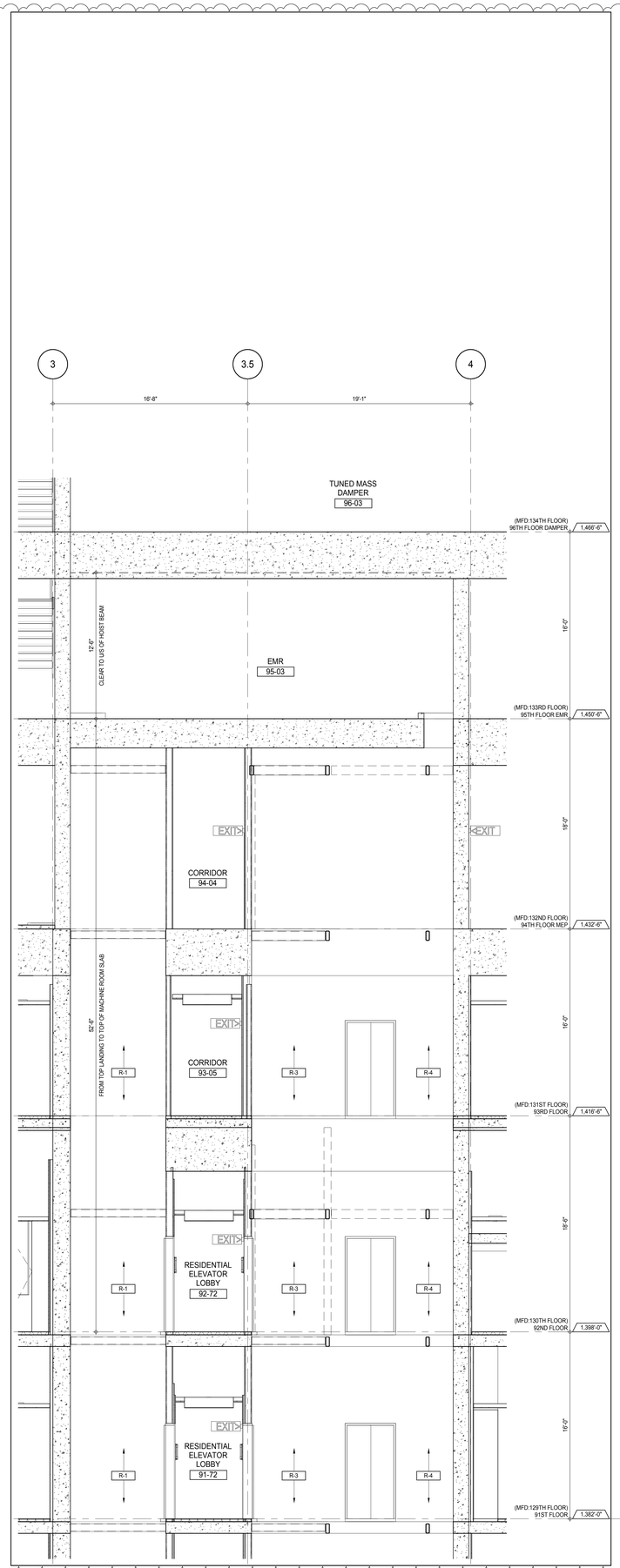

ELEVATORS R-1, R-3 & R-4 SECTION - 91ST TO 92ND FLOOR EMR (2)
A-161
1/4" = 1'-0"

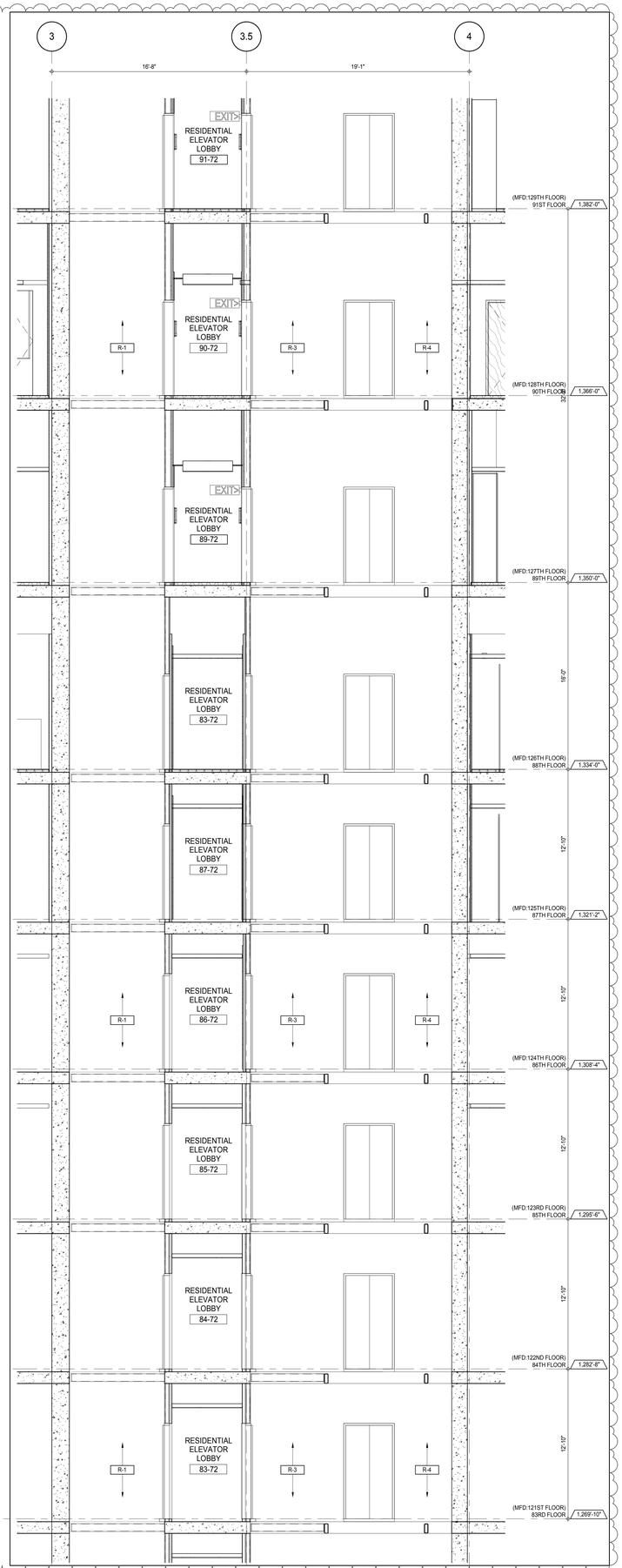

ELEVTORS R-1, R-3 & R-4 SECTION - 83RD TO 90TH FLOORS (1)
A-159
1/4" = 1'-0"

PROJECT NORTH

TRUE NORTH

DEVELOPER:
EXTELL DEVELOPMENT COMPANY
805 THIRD AVENUE, 7TH FLOOR
New York, NY 10022 USA
TEL: 212 712 6000 FAX: 212 712 6100

DESIGN ARCHITECT: Base Building Shell & Core
ADRIAN SMITH + GORDON GILL ARCHITECTURE
111 WEST MONROE STREET SUITE 2300
CHICAGO IL 60603
TEL: 312 920 1888 FAX: 312 920 1775

INTERIOR DESIGNER: Residential
Rottet Architecture and Design Studio, PLLC
298 Fifth Ave, 7th Floor
New York, NY 10001
TEL: 646 998 7000 FAX:

ARCHITECT OF RECORD: Base Building Shell, Core, & Residential
AAI ARCHITECTS, P.C.
401 Wellington St. W., 3rd Floor
Toronto, ON M5V 1E7 Canada
TEL: 416 967 1500 FAX: 416 967 7150

STRUCTURAL ENGINEERS:
WSP CANTOR SEINUK
228 EAST 45th Street
New York, NY 10017 USA
TEL: 212 687 9888 FAX: 646 487 5501

MEP ENGINEERS:
AKF GROUP
165 Broadway, 22nd Floor
New York, NY 10006 USA
TEL: 212 354 5656 FAX: 212 354 5668

GEOTECHNICAL ENGINEERS:
Langan Engineering & Environmental Services
21 Penn Plaza - 360 West 31st Street, 8th Floor
New York, NY 10001-2727
TEL: 212 479 5400 FAX: 212 479 5444

CODE CONSULTANTS:
Construction Consulting Associates
100 Church Street
New York, NY 10007
TEL: 212 385 1818 FAX: 212 385 1911

CURTAINWALL CONSULTANT:
AJLP Consulting
40 Worth Street. Suite 826
New York, NY 10013
TEL: 212 757 5659 FAX: 646 219 8508

LANDMARK/PRESERVATION CONSULTANT:
Jan Hird Pokorny Associates, Inc.
39 West 37th Street, 12A
New York, NY 10018
TEL: 212 759 6462 FAX: 212 759 6540

No.	DESCRIPTION	DATE
1	CD PROGRESS ISSUE 1	15 OCT 14
2	CD PROGRESS ISSUE 2	19 DEC 14
3	D.O.B. SUBMISSION	18 FEB 15
4	CD PROGRESS ISSUE 3	09 MAR 15
	D.O.B. SUBMISSION	27 APR 15
5	CD PROGRESS ISSUE 4	01 JUN 15
6	CD PROGRESS ISSUE 5	10 AUG 15
	D.O.B. AMENDMENT 2	21 SEP 15

0 2'-0" 4'-0" 8'-0"

NOT FOR BID/CONSTRUCTION

Discrepancies must be reported immediately to the Architect before proceeding. Only figured dimensions are to be used. Contractors must check all dimensions on site. This drawing is protected by copyright.

ALL DIMENSIONS ARE SHOWN IN IMPERIAL.

CONSULTANT:
AAI ARCHITECTS, P.C.

PROJECT:
217 WEST 57TH STREET
NEW YORK, NY

DRAWING TITLE:
TOWER ELEVATORS R-1, R-3, R-4 & T-1 ENLARGED SECTIONS

SEAL & SIGNATURE:
REGISTERED ARCHITECT ANDREW DAVID JARNER JAN 028881 STATE OF NEW YORK

DATE:	15 OCT 14
PROJECT No:	1216-00
DRAWN: Author	REV: 6
CHK: Checker	
SCALE: 1/4" = 1'-0"	
DWG No:	A-387.01
DOB PAGE No:	259 of 569

DOB EMPLOYEE STAMP:
DOB B-SCAN:

DEPT OF BLDGS 421226305 Job Number
E320040620B Scan Code
36" x 48" Arch E SHEET SIZE
FILE NAME: C:\Revit Local Files\EXTELL-865-AAI-TWR-CNF_Jarderm.rvt
PLOT DATE: 9/30/2015 2:39:39 PM

DEPT OF BLDGS 421226305 Job Number
E5314653604 Scan Code

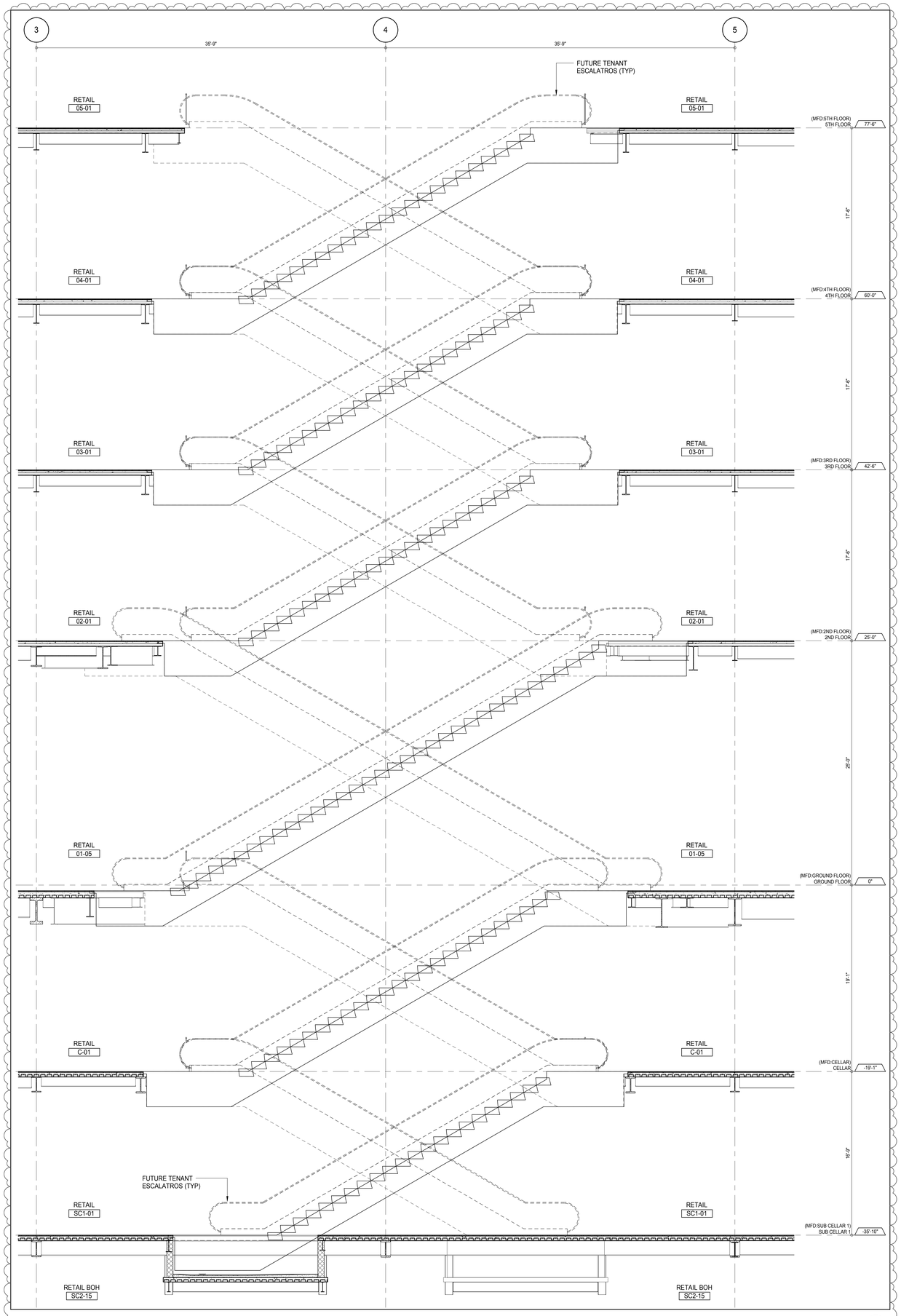

SECTION - RETAIL ESCALATORS 3
A-102
1/4" = 1'-0"

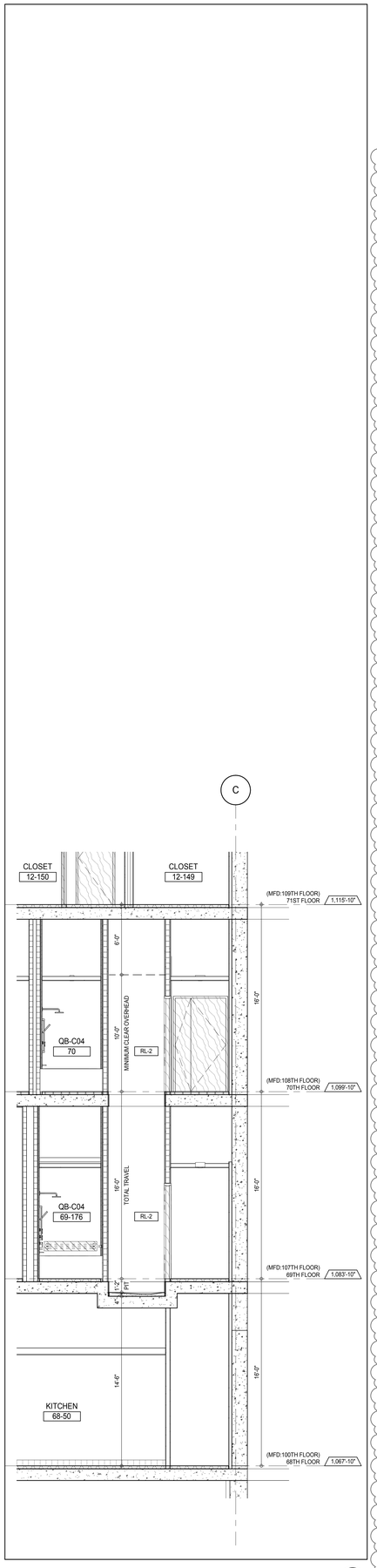

ELEVATOR RL-2 SECTION 2
A-155
1/4" = 1'-0"

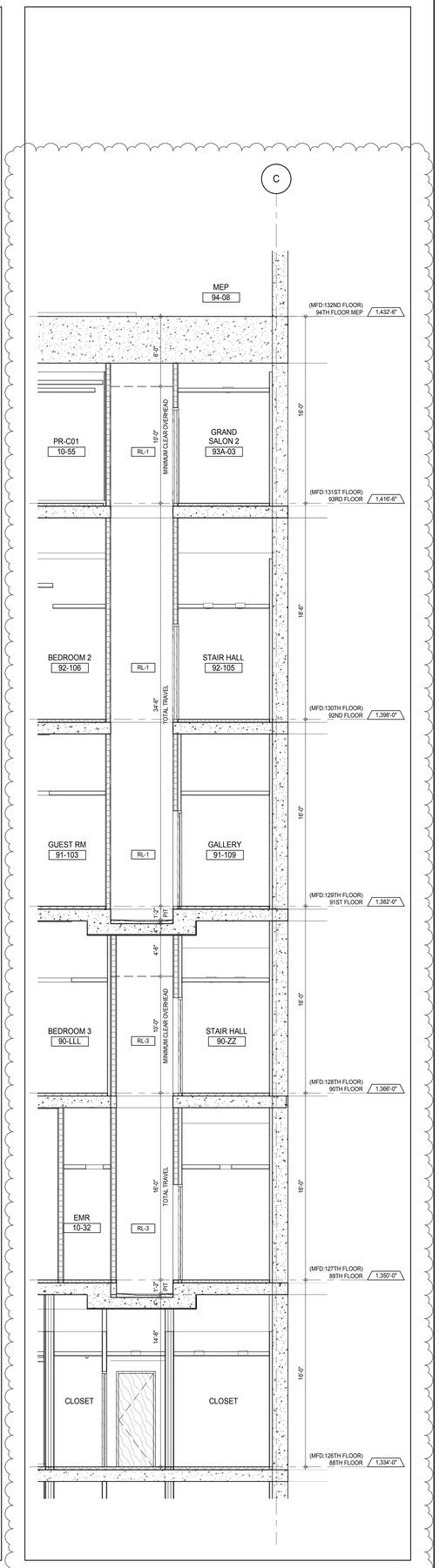

ELEVATORS RL-1 AND RL-3 SECTION 1
A-159
1/4" = 1'-0"

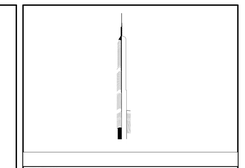

KEY PLAN:

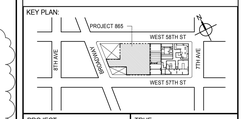

PROJECT NORTH

TRUE NORTH

DEVELOPER:
EXTELL DEVELOPMENT COMPANY
805 THIRD AVENUE, 7TH FLOOR
New York, NY 10022 USA
TEL: 212 712 6000 FAX: 212 712 6100

DESIGN ARCHITECT: Base Building Shell & Core
ADRIAN SMITH + GORDON GILL ARCHITECTURE
111 WEST MONROE STREET SUITE 2300
CHICAGO IL 60603
TEL: 312 920 1888 FAX: 312 920 1775

INTERIOR DESIGNER: Residential
Rottet Architecture and Design Studio, PLLC
298 Fifth Ave, 7th Floor
New York, NY 10001
TEL: 646 998 7000 FAX:

ARCHITECT OF RECORD: Base Building Shell, Core, & Residential
AAI ARCHITECTS, P.C.
401 Wellington St. W., 3rd Floor
Toronto, ON M5V 1E7 Canada
TEL: 416 967 1500 FAX: 416 967 7150

STRUCTURAL ENGINEERS:
WSP CANTOR SEINUK
228 EAST 45th Street
New York, NY 10017 USA
TEL: 212 687 9888 FAX: 646 487 5501

MEP ENGINEERS:
AKF GROUP
165 Broadway, 22nd Floor
New York, NY 10006 USA
TEL: 212 354 5656 FAX: 212 354 5668

GEOTECHNICAL ENGINEERS:
Langan Engineering & Environmental Services
21 Penn Plaza - 360 West 31st Street, 8th Floor
New York, NY 10001-2727
TEL: 212 479 5400 FAX: 212 479 5444

CODE CONSULTANTS:
Construction Consulting Associates
100 Church Street
New York, NY 10007
TEL: 212 385 1818 FAX: 212 385 1911

CURTAINWALL CONSULTANT:
AJLP Consulting
40 Worth Street. Suite 826
New York, NY 10013
TEL: 212 757 5659 FAX: 646 219 8508

LANDMARK/PRESERVATION CONSULTANT:
Jan Hird Pokorny Associates, Inc.
39 West 37th Street, 12A
New York, NY 10018
TEL: 212 759 6462 FAX: 212 759 6540

No.	DESCRIPTION	DATE
1	CD PROGRESS ISSUE 1	15 OCT 14
2	CD PROGRESS ISSUE 2	19 DEC 14
3	D.O.B. SUBMISSION	18 FEB 15
4	CD PROGRESS ISSUE 3	09 MAR 15
	D.O.B. SUBMISSION	27 APR 15
5	CD PROGRESS ISSUE 4	01 JUN 15
6	CD PROGRESS ISSUE 5	10 AUG 15
	D.O.B. AMENDMENT 2	21 SEP 15

0 2'-0" 4'-0" 8'-0"

NOT FOR BID/CONSTRUCTION

Discrepancies must be reported immediately to the Architect before proceeding. Only figured dimensions are to be used. Contractors must check all dimensions on site. This drawing is protected by copyright.

ALL DIMENSIONS ARE SHOWN IN IMPERIAL.

CONSULTANT:
AAI ARCHITECTS, P.C.

PROJECT:
217 WEST 57TH STREET
NEW YORK, NY

DRAWING TITLE:
TOWER ELEVATORS RL-1, RL-2 & RL-3 ENLARGED SECTIONS

SEAL & SIGNATURE:
REGISTERED ARCHITECT JOSE DAVID JAUREGI 028881 STATE OF NEW YORK

DATE:	15 OCT 14
PROJECT No:	1216-00
DRAWN: Author	REV: 6
CHK: Checker	
SCALE: 1/4" = 1'-0"	
DWG No:	A-388.01
DOB PAGE No:	260 of 569

DOB EMPLOYEE STAMP:

DOB B-SCAN:

36" x 48" Arch E SHEET SIZE
FILE NAME: C:\Revit Local Files\EXTELL-865-AAI-TWR-CNE_tradiams.rvt
PLOT DATE: 11/18/2015 2:53:54 PM

36" x 48" Arch E -SHEET SIZE
DEPT OF BLDGS 121328205 Job Number
ES602051352 Scan Code

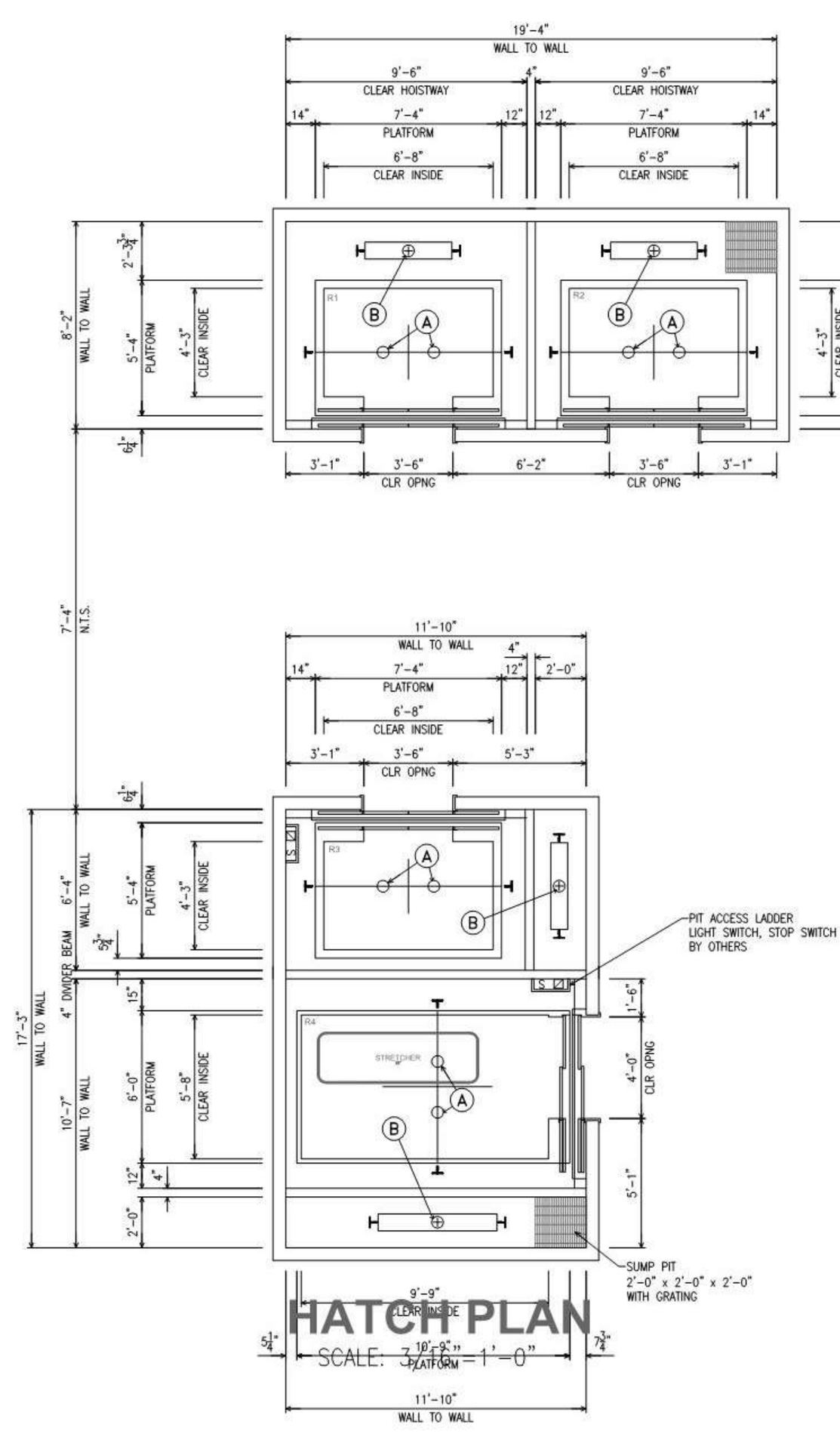

HATCH PLAN

SCALE: 3/16"=1'-0"

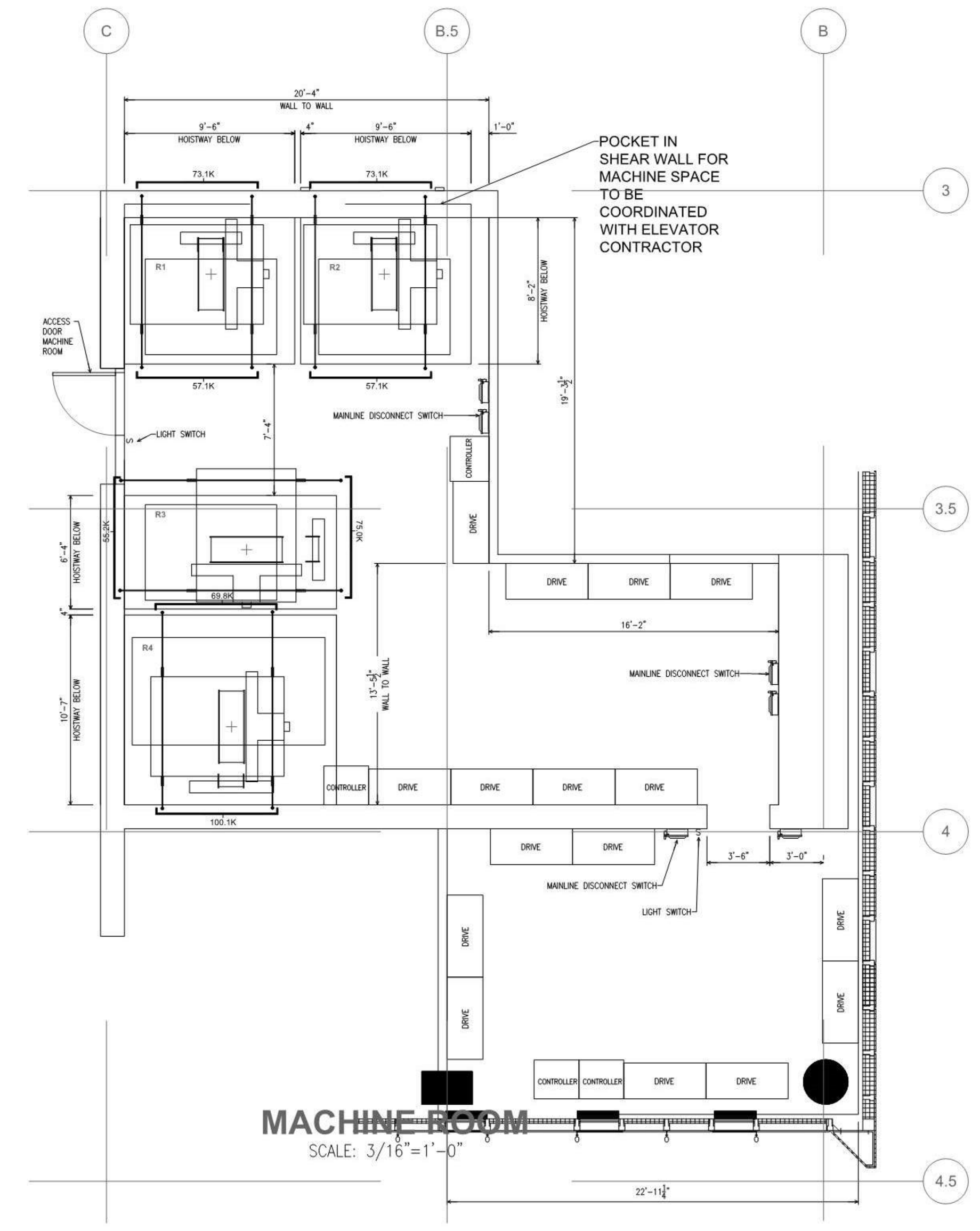

MACHINE ROOM

SCALE: 3/16"=1'-0"

PIT AND RAIL LOADS

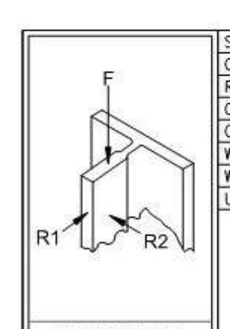

			R1-3	R4
SEISMIC			S2	S2
CLASS LOAD RATING			A	C3
RAIL WEIGHT/SIZE			15	18.5
CAR BUFFER REACTION		A	* 72.0K	* 108.0K
CWT BUFFER REACTION		B	* 65.0K	* 92.0K
WEIGHT ONE STACK CAR RAIL			26300 #	32900 #
WEIGHT ONE STACK CWT RAIL			21100 #	21,300 #
UP PULL ON COMPENSATOR		C	56.0K	75.5 K
RAIL LOADS PER RAIL	F_{CAR}		* 29.0K	* 43.5K
	F_{CWT}		* ---	* ---
	NORMAL FORCES	R1	800 #	1000 #
		R2	200 #	1,400 #
	SEISMIC FORCES	R1	** 2100 #	** 2900 #
		R2	** 1100 #	** 1500 #
MAX VERT SPAN GUIDE RAIL SUPPORT			14'	8'-0"

Rail support points shall have a max deflection of
1/8" when acted upon by forces R1 and R2
1/4" when acted upon by seismic forces R1 and R2

* LOADS SHOWN DO NOT ACT SIMULTANEOUSLY
** CAR AND CWT RAILS

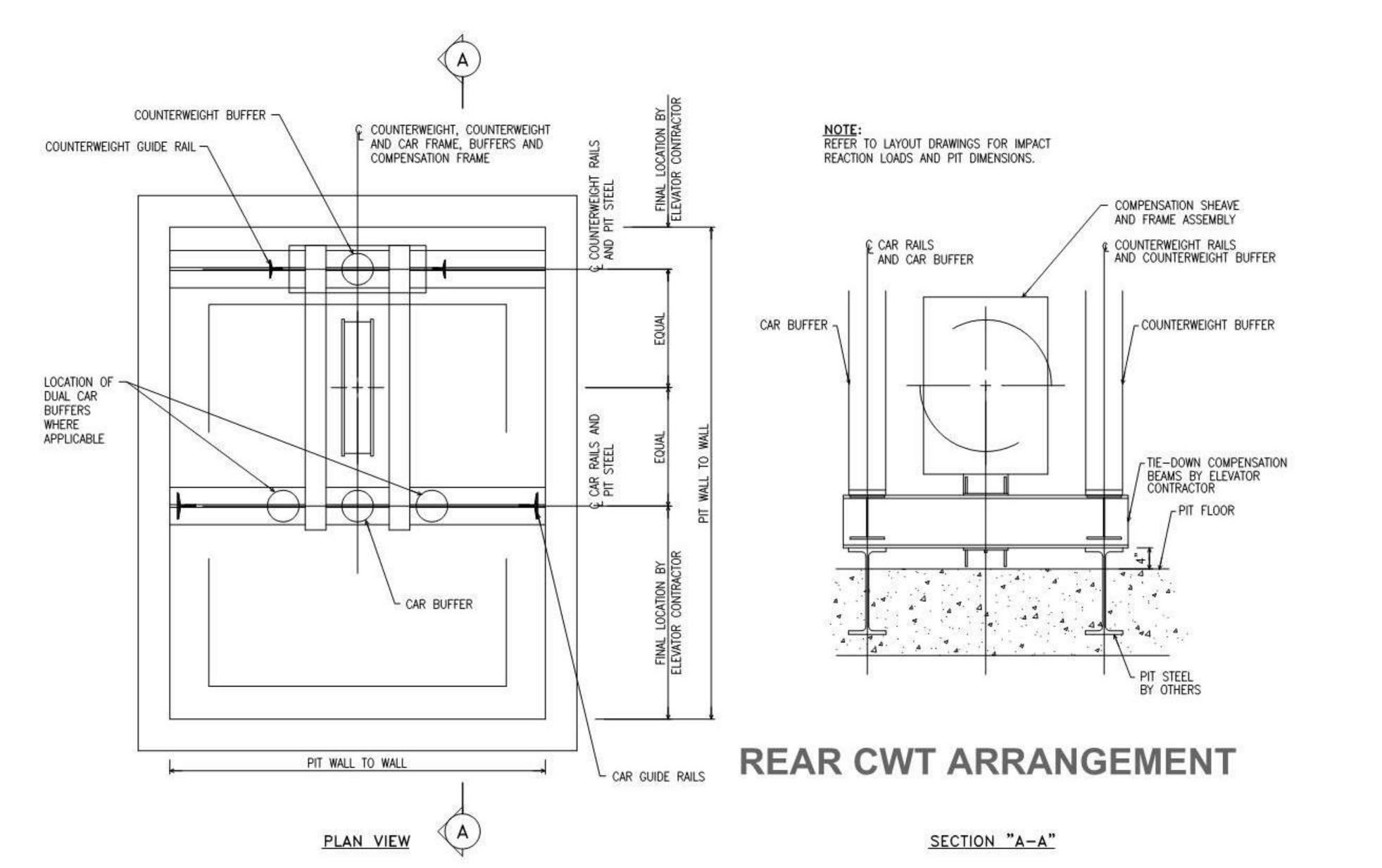

REAR CWT ARRANGEMENT

PLAN VIEW SECTION "A-A"

TIE-DOWN COMPENSATION DETAIL

SCALE: N.T.S.

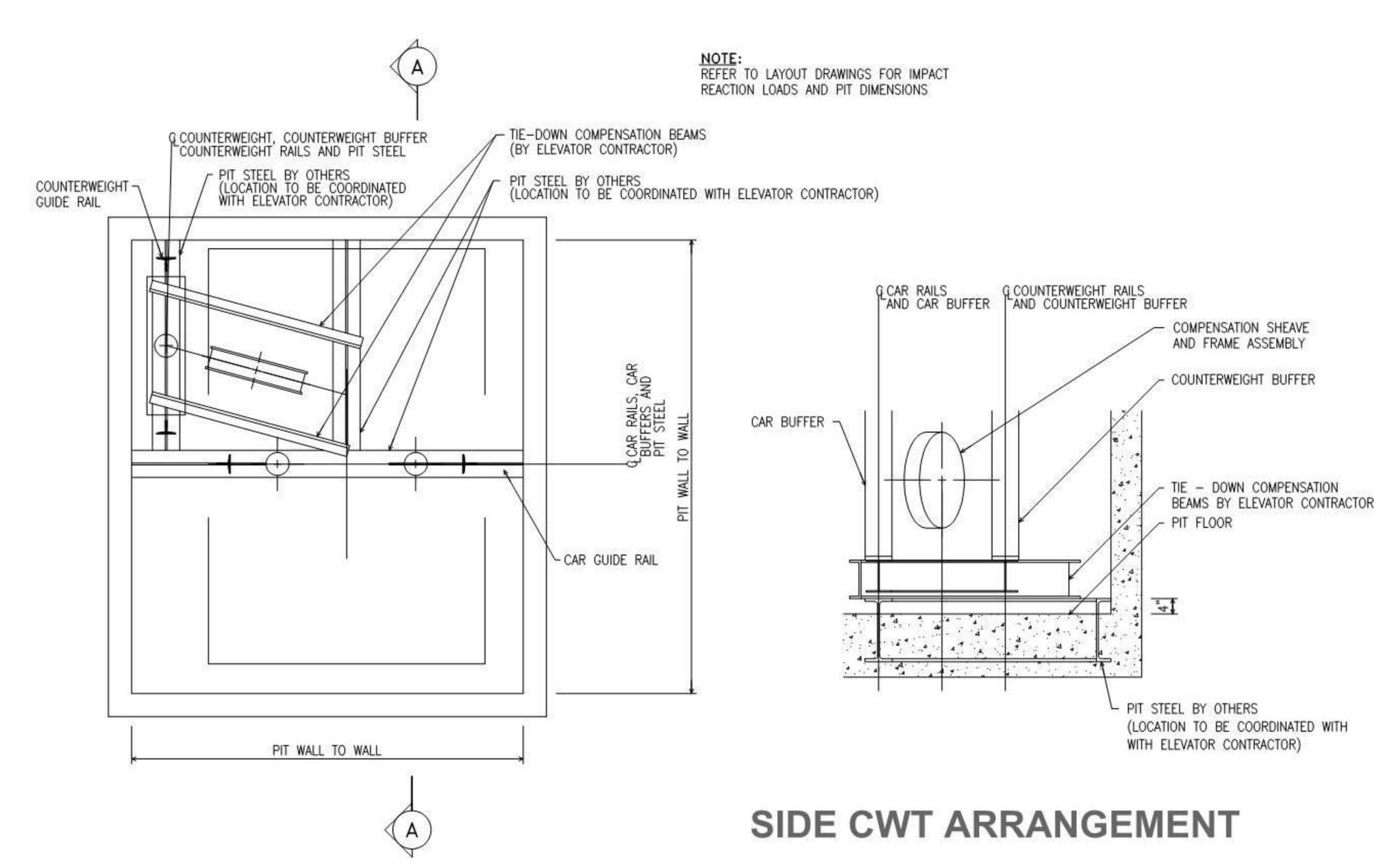

SIDE CWT ARRANGEMENT

PLAN VIEW SECTION "A-A"

TIE-DOWN COMPENSATION DETAIL

SCALE: N.T.S.

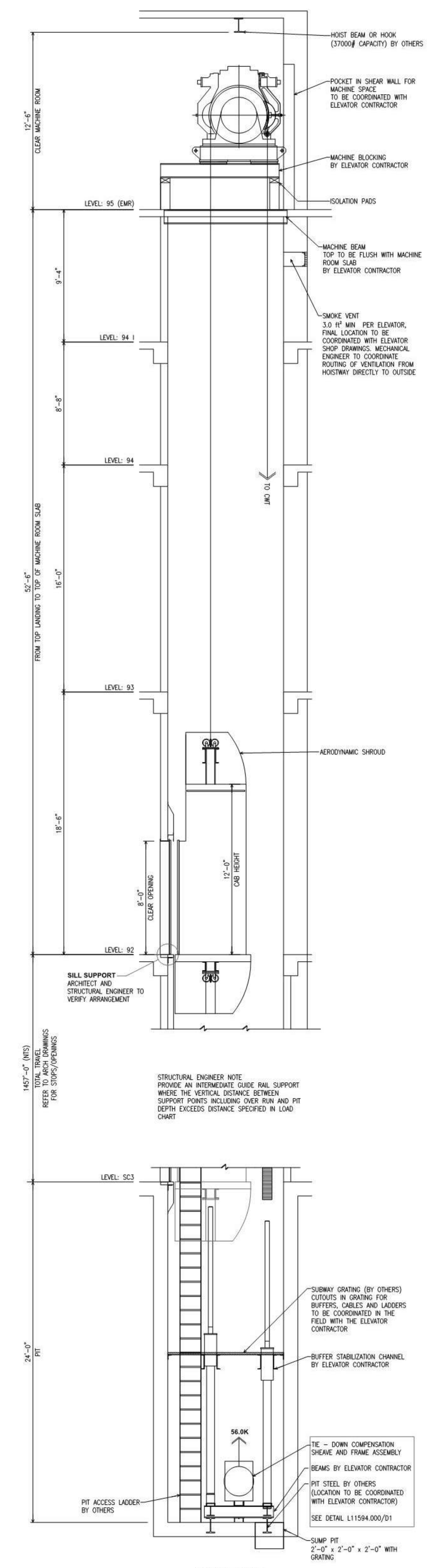

RESIDENTIAL PASSENGER ELEVATORS R1 TO R3

SECTION

SCALE: 3/16"=1'-0"

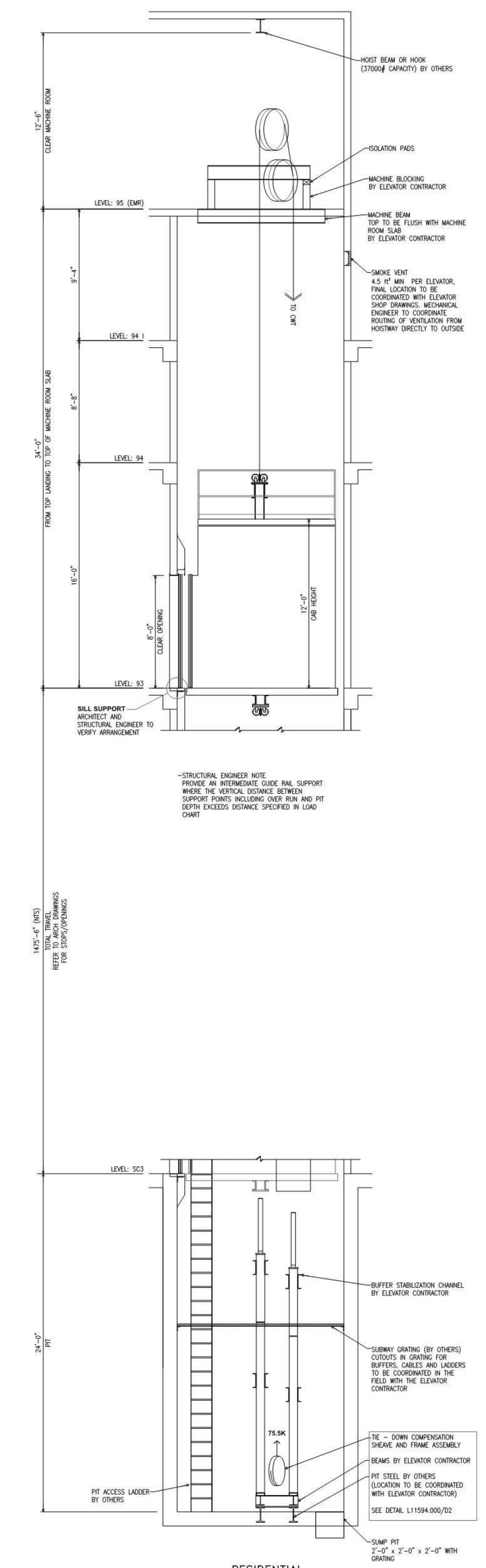

RESIDENTIAL SERVICE ELEVATOR R4

SECTION

SCALE: 3/16"=1'-0"

FILE NAME: C:\Revit Local Files\EXTELL-865-AAI-TWR-DOB_hadlarim.rvt
PLOT DATE: 9/22/2015 11:01:25 AM

KEY PLAN:

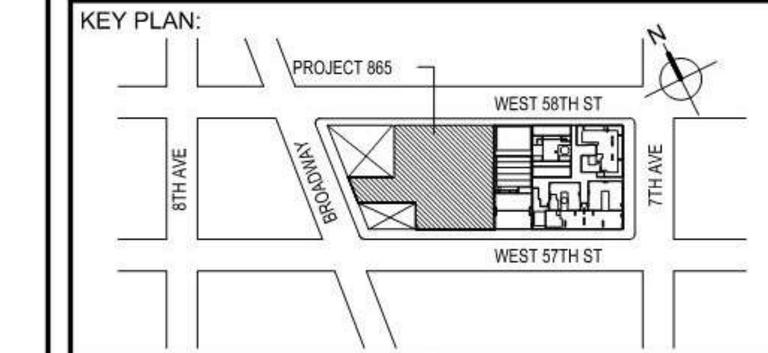

PROJECT NORTH — TRUE NORTH

DEVELOPER:
EXTELL DEVELOPMENT COMPANY
805 THIRD AVENUE, 7TH FLOOR
New York, NY 10022 USA
TEL: 212 712 6000 FAX: 212 712 6100

DESIGN ARCHITECT: Base Building Shell & Core
ADRIAN SMITH + GORDON GILL ARCHITECTURE
111 WEST MONROE STREET SUITE 2300
CHICAGO IL 60603
TEL: 312 920 1888 FAX: 312 920 1775

INTERIOR DESIGNER: Residential
Rottet Architecture and Design Studio, PLLC
298 Fifth Ave, 7th Floor
New York, NY 10001
TEL: 646 998 7000 FAX:

ARCHITECT OF RECORD Base Building Shell, Core, & Residential
AAI ARCHITECTS, P.C.
401 Wellington St. W., 3rd Floor
Toronto, ON M5V 1E7 Canada
TEL: 416 967 1500 FAX: 416 967 7150

STRUCTURAL ENGINEERS:
WSP CANTOR SEINUK
228 EAST 45th Street
New York, NY 10017 USA
TEL: 212 687 9888 FAX: 646 487 5501

MEP ENGINEERS:
AKF GROUP
1501 Broadway
New York, NY 10036 USA
TEL: 212 354 5656 FAX: 212 354 5668

GEOTECHNICAL ENGINEERS:
Langan Engineering & Environmental Services
21 Penn Plaza - 360 West 31st Street, 8th Floor
New York, NY 10001-2727
TEL: 212 479 5400 FAX: 212 479 5444

CODE CONSULTANTS:
Construction Consulting Associates
100 Church Street
New York, NY 10007
TEL: 212 385 1818 FAX: 212 385 1911

CURTAINWALL CONSULTANT:
AJLP Consulting
40 Worth Street. Suite 826
New York, NY 10013
TEL: 212 757 5659 FAX: 646 219 8508

LANDMARK/PRESERVATION CONSULTANT:
Jan Hird Pokorny Associates, Inc.
39 West 37th Street, 12A
New York, NY 10018
TEL: 212 759 6462 FAX: 212 759 6540

No.	DESCRIPTION	DATE

CD PROGRESS ISSUE 4

NOT FOR BID / CONSTRUCTION

Discrepancies must be reported immediately to the Architect before proceeding. Only figured dimensions are to be used. Contractors must check all dimensions on site. This drawing is protected by copyright.

ALL DIMENSIONS ARE SHOWN IN IMPERIAL.

CONSULTANT:
vda Delivering Vertical Transportation Solutions...Worldwide
Phone: 973-994-9220 Fax: 973-994-2539
e-mail: eng@vdassoc.com
120 Eagle Rock Ave, Suite 310, East Hanover, NJ 07936

PROJECT:
217 WEST 57TH STREET
NEW YORK, NY

DRAWING TITLE:
RESIDENTIAL ELEVATORS
R1-R3: 2500# @ 2000 FPM
R4: 6000# @ 1200 FPM (C3 LOADING)

SEAL & SIGNATURE:
THESE DRAWINGS ARE PROVIDED FOR DESIGN INTENT ONLY. FINAL ENGINEERING SHALL BE PROVIDED BY CONTRACTOR

DATE:	6 / 1 / 15
PROJECT No:	1216-00
DRAWN: EJM	REV:
CHK: Checker	
SCALE:	
DWG No:	**VT-100.00**
DOB PAGE No:	of

DOB EMPLOYEE STAMP: DOB B-SCAN:

KEY PLAN:

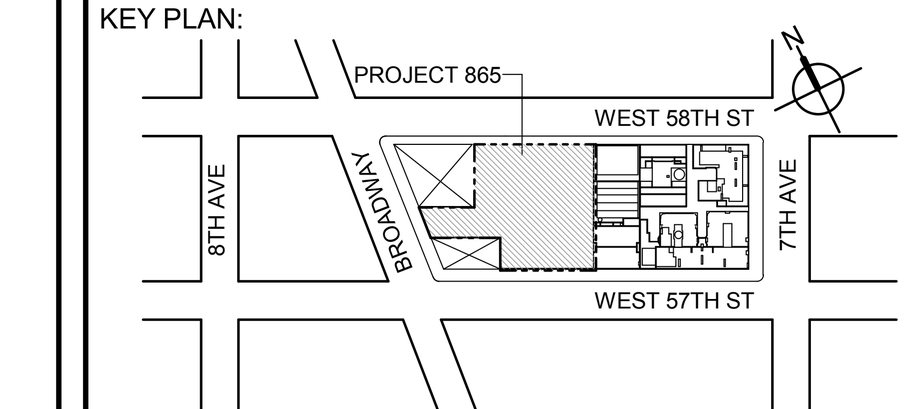

PROJECT NORTH — TRUE NORTH

DEVELOPER:
EXTELL DEVELOPMENT COMPANY
805 THIRD AVENUE, 7TH FLOOR
New York, NY 10022 USA
TEL: 212 712 6000 FAX: 212 712 6100

DESIGN ARCHITECT: Base Building Shell & Core
ADRIAN SMITH + GORDON GILL ARCHITECTURE
111 WEST MONROE STREET SUITE 2300
CHICAGO IL 60603
TEL: 312 920 1888 FAX: 312 920 1775

ARCHITECT OF RECORD: Base Building Shell & Core
AAI ARCHITECTS, P.C.
401 Wellington St. W., 3rd Floor
Toronto, ON M5V 1E7 Canada
TEL: 416 967 1500 FAX: 416 967 7150

STRUCTURAL ENGINEERS:
WSP CANTOR SEINUK
228 EAST 45th Street
New York, NY 10017 USA
TEL: 212 687 9888 FAX: 646 487 5501

MEP ENGINEERS:
AKF GROUP
1501 Broadway
New York, NY 10036 USA
TEL: 212 354 5656 FAX: 212 354 5668

GEOTECHNICAL ENGINEERS:
Langan Engineering & Environmental Services
21 Penn Plaza - 360 West 31st Street, 8th Floor
New York, NY 10001-2727
TEL: 212 479 5400 FAX: 212 479 5444

CODE CONSULTANTS:
Construction Consulting Associates
100 Church Street
New York, NY 10007
TEL: 212 385 1818 FAX: 212 385 1911

CURTAINWALL CONSULTANT:
AJLP Consulting
40 Worth Street. Suite 826
New York, NY 10013
TEL: 212 757 5659 FAX: 646 219 8508

LANDMARK/PRESERVATION CONSULTANT:
Higgins Quasebarth & Partners LLC
11 Hanover Square, 16th Floor
New York, NY 1005
TEL: 212 274 9468 FAX: 646 274 9380

LANDMARK/PRESERVATION CONSULTANT:
Jan Hird Pokorny Associates, Inc.
39 West 37th Street, 12A
New York, NY 10018
TEL: 212 759 6462 FAX: 212 759 6540

No.	DESCRIPTION:	DATE:
	D.O.B. SUBMISSION	27 APR 15
	D.O.B. ADMENDMENT 2	21 SEP 15

NOT FOR BID/CONSTRUCTION

Discrepancies must be reported immediately to the Architect before proceeding. Only figured dimensions are to be used. Contractors must check all dimensions on site. This drawing is protected by copyright.

ALL DIMENSIONS ARE SHOWN IN IMPERIAL.

CONSULTANT:
AAI ARCHITECTS, P.C.

PROJECT:
217 WEST 57TH STREET
NEW YORK, NY

DRAWING TITLE:
VT-100

SEAL & SIGNATURE:
REGISTERED ARCHITECT WIEPKE DAVID JANSEN No. 028881 STATE OF NEW YORK

DATE:	09/22/15
PROJECT No:	1216-00
DRAWN: Author	REV:
CHK: Checker	
SCALE:	
DWG No:	**A-391.01**
DOB PAGE No:	261 of 569

DOB EMPLOYEE STAMP: DOB B-SCAN:

DEPT OF BLDGS 421263636 Job Number
E350035543 Scan Code

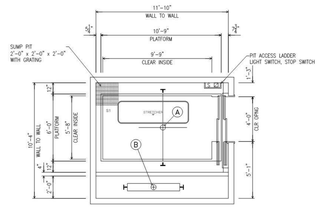

HATCH PLAN

SCALE: 1/4"=1'-0"

LEVELS 2-4
WHERE AN ELEVATOR IS INSTALLED IN A SINGLE BLIND HOISTWAY, THERE SHALL BE INSTALLED IN THE PORTION OF THE HOISTWAY ALSO AN EMERGENCY DOOR AT EVERY THIRD FLOOR, BUT NOT MORE THAN 36 FT (10.97 M) FROM SILL TO SILL, CONFORMING TO THE FOLLOWING:

(A) THE CLEAR OPENING SHALL BE AT LEAST 28 IN. (711 MM) WIDE AND 6 FT 6 IN. (1981 MM) HIGH.

(B) IT SHALL BE EASILY ACCESSIBLE AND FREE FROM FIXED OBSTRUCTIONS.

(C) IT SHALL BE EITHER OF THE HORIZONTALLY SLIDING OR SWINGING SINGLE-SECTION TYPE, IRRESPECTIVE OF THE TYPE OF DOOR INSTALLED AT OTHER LANDINGS.

(D) IT SHALL BE SELF-CLOSING AND SELF-LOCKING AND SHALL BE MARKED, IN LETTERS NOT LESS THAN 2 IN. (51 MM) HIGH, "DANGER, ELEVATOR HOISTWAY"

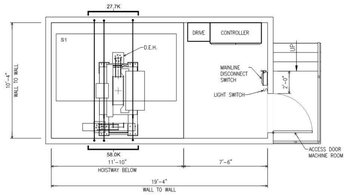

NOTE:
AIR CONDITIONING EQUIPMENT SHALL NOT BE LOCATED DIRECTLY ABOVE ELEVATOR EQUIPMENT. COORDINATE FINAL LOCATION OF ELEVATOR EQUIPMENT WITH THE ELEVATOR SHOP DRAWINGS

MACHINE ROOM

SCALE: 1/4"=1'-0"

PIT AND RAIL LOADS

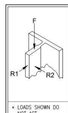

SEISMIC				S2
CLASS LOAD RATING				A
RAIL MOMENT(S)				18.0
CAR BUFFER REACTION		A	*	78.3 K
CWT BUFFER REACTION		B	*	63.3 K
WEIGHT ONE STACK CAR RAIL				4500 #
WEIGHT ONE STACK CWT RAIL				3000 #
UP PULL ON COMPENSATOR		C		—
RAIL LOADS PER RAIL	Fpa		*	35.0 K
	Fpe		*	—
	NORMAL	R1		800 #
	FORCES	R2		500 #
	SEISMIC	R1	**	2200 #
	FORCES	R2	**	1200 #
MAX VERT SPAN GUIDE RAIL SUPPORT				14'
Rail support points shall have a max deflection of 1/8" when acted upon by forces R1 and R2 1/4" when acted upon by seismic forces R1 and R2				

* LOADS SHOWN DO NOT ACT SIMULTANEOUSLY

** CAR AND CWT RAILS

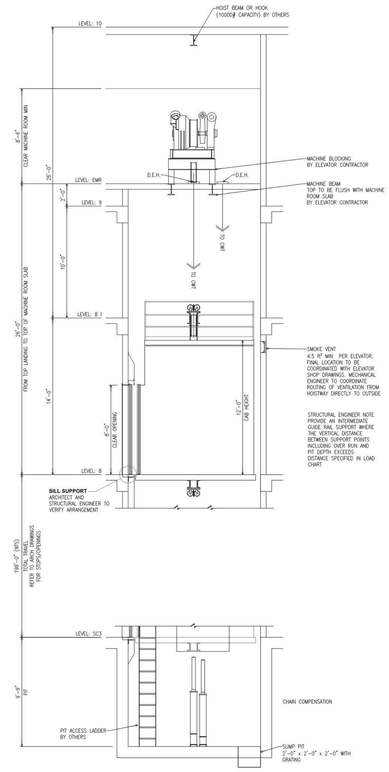

SECTION

SCALE: 1/4"=1'-0"

KEY PLAN:

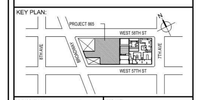

PROJECT NORTH | TRUE NORTH

DEVELOPER:
EXTELL DEVELOPMENT COMPANY
805 THIRD AVENUE, 7TH FLOOR
New York, NY 10022 USA
TEL: 212 712 6000 FAX: 212 712 6100

DESIGN ARCHITECT: Base Building Shell & Core
ADRIAN SMITH + GORDON GILL ARCHITECTURE
111 WEST MONROE STREET SUITE 2300
CHICAGO IL 60603
TEL: 312 920 1888 FAX: 312 920 1775

INTERIOR DESIGNER: Residential
Rottet Architecture and Design Studio, PLLC
298 Fifth Ave, 7th Floor
New York, NY 10001
TEL: 646 998 7000 FAX:

ARCHITECT OF RECORD:Base Building Shell, Core, & Residential
AAI ARCHITECTS, P.C.
401 Wellington St. W., 3rd Floor
Toronto, ON M5V 1E7 Canada
TEL: 416 967 1500 FAX: 416 967 7150

STRUCTURAL ENGINEERS:
WSP CANTOR SEINUK
228 EAST 45th Street
New York, NY 10017 USA
TEL: 212 687 9888 FAX: 646 487 5501

MEP ENGINEERS:
AKF GROUP
1501 Broadway
New York, NY 10036 USA
TEL: 212 354 5656 FAX: 212 354 5668

GEOTECHNICAL ENGINEERS:
Langan Engineering & Environmental Services
21 Penn Plaza - 360 West 31st Street, 8th Floor
New York, NY 10001-2727
TEL: 212 479 5400 FAX: 212 479 5444

CODE CONSULTANTS:
Construction Consulting Associates
100 Church Street
New York, NY 10007
TEL: 212 385 1818 FAX: 212 385 1911

CURTAINWALL CONSULTANT:
AJLP Consulting
40 Worth Street, Suite 826
New York, NY 10013
TEL: 212 757 5659 FAX: 646 219 8508

LANDMARK/PRESERVATION CONSULTANT:
Jan Hird Pokorny Associates, Inc.
39 West 37th Street, 12A
New York, NY 10018
TEL: 212 759 6462 FAX: 212 759 6540

No.	DESCRIPTION	DATE

CD PROGRESS ISSUE 4

NOT FOR BID / CONSTRUCTION

Discrepancies must be reported immediately to the Architect before proceeding. Only figured dimensions are to be used. Contractors must check all dimensions on site. This drawing is protected by copyright.

ALL DIMENSIONS ARE SHOWN IN IMPERIAL.

CONSULTANT:
vda Delivering Vertical Transportation Solutions...Worldwide
Phone: 973-994-9220 - Fax: 973-994-2239
e-mail: info@vdaassoc.com
120 Eagle Rock Ave, Suite 310, East Hanover, NJ 07936

PROJECT:
217 WEST 57TH STREET
NEW YORK, NY

DRAWING TITLE:
PODIUM SERVICE ELEVATOR
S1: 6000# @ 700 FPM

SEAL & SIGNATURE:
THESE DRAWINGS ARE PROVIDED FOR DESIGN INTENT ONLY. FINAL ENGINEERING SHALL BE PROVIDED BY CONTRACTOR

DATE:	6 / 1 / 15
PROJECT No:	1216-00
DRAWN: EJM	REV:
CHK: Checker	
SCALE:	
DWG No:	**VT-200.00**
DOB PAGE No:	of

DOB EMPLOYEE STAMP: DOB B-SCAN:

KEY PLAN:

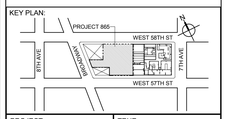

PROJECT NORTH | TRUE NORTH

DEVELOPER:
EXTELL DEVELOPMENT COMPANY
805 THIRD AVENUE, 7TH FLOOR
New York, NY 10022 USA
TEL: 212 712 6000 FAX: 212 712 6100

DESIGN ARCHITECT: Base Building Shell & Core
ADRIAN SMITH + GORDON GILL ARCHITECTURE
111 WEST MONROE STREET SUITE 2300
CHICAGO IL 60603
TEL: 312 920 1888 FAX: 312 920 1775

ARCHITECT OF RECORD: Base Building Shell & Core
AAI ARCHITECTS, P.C.
401 Wellington St. W., 3rd Floor
Toronto, ON M5V 1E7 Canada
TEL: 416 967 1500 FAX: 416 967 7150

STRUCTURAL ENGINEERS:
WSP CANTOR SEINUK
228 EAST 45th Street
New York, NY 10017 USA
TEL: 212 687 9888 FAX: 646 487 5501

MEP ENGINEERS:
AKF GROUP
1501 Broadway
New York, NY 10036 USA
TEL: 212 354 5656 FAX: 212 354 5668

GEOTECHNICAL ENGINEERS:
Langan Engineering & Environmental Services
21 Penn Plaza - 360 West 31st Street, 8th Floor
New York, NY 10001-2727
TEL: 212 479 5400 FAX: 212 479 5444

CODE CONSULTANTS:
Construction Consulting Associates
100 Church Street
New York, NY 10007
TEL: 212 385 1818 FAX: 212 385 1911

CURTAINWALL CONSULTANT:
AJLP Consulting
40 Worth Street, Suite 826
New York, NY 10013
TEL: 212 757 5659 FAX: 646 219 8508

LANDMARK/PRESERVATION CONSULTANT:
Higgins Quasebarth & Partners LLC
11 Hanover Square, 16th Floor
New York, NY 1005
TEL: 212 274 9468 FAX: 646 274 9380

LANDMARK/PRESERVATION CONSULTANT:
Jan Hird Pokorny Associates, Inc.
39 West 37th Street, 12A
New York, NY 10018
TEL: 212 759 6462 FAX: 212 759 6540

No.	DESCRIPTION:	DATE:
	D.O.B. SUBMISSION	27 APR 15
	D.O.B. ADMENDMENT 2	21 SEP 15

NOT FOR BID/CONSTRUCTION

Discrepancies must be reported immediately to the Architect before proceeding. Only figured dimensions are to be used. Contractors must check all dimensions on site. This drawing is protected by copyright.

ALL DIMENSIONS ARE SHOWN IN IMPERIAL.

CONSULTANT:
AAI ARCHITECTS, P.C.

PROJECT:
217 WEST 57TH STREET
NEW YORK, NY

DRAWING TITLE:
VT-200

SEAL & SIGNATURE:
REGISTERED ARCHITECT WILLIAM DAVID JANSSEN No. 028881 STATE OF NEW YORK

DATE:	09/22/15
PROJECT No:	1216-00
DRAWN: Author	REV:
CHK: Checker	
SCALE:	
DWG No:	**A-392.01**
DOB PAGE No:	262 of 569

DOB EMPLOYEE STAMP: DOB B-SCAN:

36" x 48" Arch E SHEET SIZE
FILE NAME: C:\Revit Local Files\EXTELL-866-AAI-TWR-DOB_bwilliam.rvt
PLOT DATE: 9/22/2015 11:01:29 AM

DEPT OF BLDGS 421208305 Job Number
ES1120931319 Scan Code

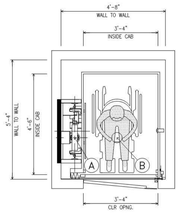

HATCH PLAN
SCALE: 1/2"=1'-0"

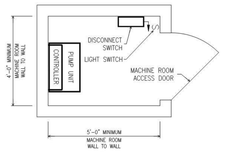

PUMP ROOM PLAN
SCALE: 1/2"=1'-0"

PIT AND RAIL LOADS

HYDRAULIC CYLINDER BUFFER REACTION		A *	6.0K
		B *	8.0K
RAIL LOADS PER RAIL	NORMAL FORCES	R1	200#
		R2	400#
	SEISMIC FORCES	R1	** -
		R2	** -
MAX VERT SPAN GUIDE RAIL SUPPORT			6'

* LOADS SHOWN DO NOT ACT SIMULTANEOUSLY

Rail support points shall have a max deflection of 1/8" when acted upon by forces R1 and R2

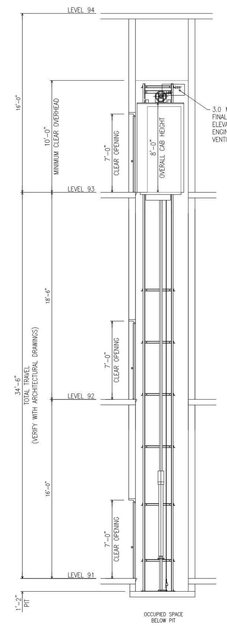

3.0 MIN. SQ. FT SMOKE VENT PER ELEVATOR. FINAL LOCATION TO BE COORDINATED WITH ELEVATOR SHOP DRAWINGS. MECHANICAL ENGINEER TO COORDINATE ROUTING OF VENTILATION FROM HOISTWAY.

STRUCTURAL ENGINEER NOTE:
RAIL SUPPORT REQUIRED
APPROX. EVERY 6'-0"

NOTE: STATIC LOAD = 3400#
FOR THE PROTECTION OF SPACES BELOW HOISTWAY THE CODE MANDATES THE CYLINDER SHALL BE SUPPORTED BY A STRUCTURE OF SUFFICIENT STRENGTH TO SUPPORT THE ENTIRE STATIC LOAD AT RATED CAPACITY THAT MAY BE IMPOSED UPON IT. THE DESIGN FACTOR OF SAFETY SHALL NOT BE LESS THAN FIVE BASED ON ULTIMATE STRENGTH FOR STATIC LOADS TRANSMITTED.

SECTION
SCALE: 1/4"=1'-0"



PROJECT NORTH | TRUE NORTH

DEVELOPER:
EXTELL DEVELOPMENT COMPANY
805 THIRD AVENUE, 7TH FLOOR
New York, NY 10022 USA
TEL: 212 712 6000 FAX: 212 712 6100

DESIGN ARCHITECT: Base Building Shell & Core
ADRIAN SMITH + GORDON GILL ARCHITECTURE
111 WEST MONROE STREET SUITE 2300
CHICAGO IL 60603
TEL: 312 920 1888 FAX: 312 920 1775

INTERIOR DESIGNER: Residential
Rottet Architecture and Design Studio, PLLC
298 Fifth Ave, 7th Floor
New York, NY 10001
TEL: 646 998 7000 FAX:

ARCHITECT OF RECORD:Base Building Shell, Core, & Residential
AAI ARCHITECTS, P.C.
401 Wellington St. W., 3rd Floor
Toronto, ON M5V 1E7 Canada
TEL: 416 967 1500 FAX: 416 967 7150

STRUCTURAL ENGINEERS:
WSP CANTOR SEINUK
228 EAST 45th Street
New York, NY 10017 USA
TEL: 212 687 9888 FAX: 646 487 5501

MEP ENGINEERS:
AKF GROUP
1501 Broadway
New York, NY 10036 USA
TEL: 212 354 5656 FAX: 212 354 5668

GEOTECHNICAL ENGINEERS:
Langan Engineering & Environmental Services
21 Penn Plaza - 360 West 31st Street, 8th Floor
New York, NY 10001-2727
TEL: 212 479 5400 FAX: 212 479 5444

CODE CONSULTANTS:
Construction Consulting Associates
100 Church Street
New York, NY 10007
TEL: 212 385 1818 FAX: 212 385 1911

CURTAINWALL CONSULTANT:
AJLP Consulting
40 Worth Street, Suite 826
New York, NY 10013
TEL: 212 757 5659 FAX: 646 219 8508

LANDMARK/PRESERVATION CONSULTANT:
Jan Hird Pokorny Associates, Inc.
39 West 37th Street, 12A
New York, NY 10018
TEL: 212 759 6462 FAX: 212 759 6540

No.	DESCRIPTION	DATE

CD PROGRESS ISSUE 4

NOT FOR BID / CONSTRUCTION

Discrepancies must be reported immediately to the Architect before proceeding. Only figured dimensions are to be used. Contractors must check all dimensions on site. This drawing is protected by copyright.

ALL DIMENSIONS ARE SHOWN IN IMPERIAL.

CONSULTANT:
vda Delivering Vertical Transportation Solutions...Worldwide
Phone: 973-994-9220 - Fax: 973-994-2039
e-mail: info@vdaassoc.com
120 Eagle Rock Ave, Suite 310, East Hanover, NJ 07936

PROJECT:
217 WEST 57TH STREET
NEW YORK, NY

DRAWING TITLE:
PENTHOUSE TRIPLEX PRIVATE RESIDENCE ELEVATOR
RL1: 950# @ 40 FPM

SEAL & SIGNATURE:
THESE DRAWINGS ARE PROVIDED FOR DESIGN INTENT ONLY. FINAL ENGINEERING SHALL BE PROVIDED BY CONTRACTOR

DATE:	6 / 1 / 15
PROJECT No:	1216-00
DRAWN: EJM	REV:
CHK: Checker	
SCALE:	
DWG No:	**VT-300.00**
DOB PAGE No:	of

DOB EMPLOYEE STAMP: DOB B-SCAN:

KEY PLAN:

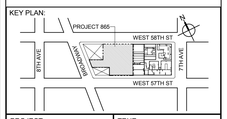

PROJECT NORTH | TRUE NORTH

DEVELOPER:
EXTELL DEVELOPMENT COMPANY
805 THIRD AVENUE, 7TH FLOOR
New York, NY 10022 USA
TEL: 212 712 6000 FAX: 212 712 6100

DESIGN ARCHITECT: Base Building Shell & Core
ADRIAN SMITH + GORDON GILL ARCHITECTURE
111 WEST MONROE STREET SUITE 2300
CHICAGO IL 60603
TEL: 312 920 1888 FAX: 312 920 1775

ARCHITECT OF RECORD: Base Building Shell & Core
AAI ARCHITECTS, P.C.
401 Wellington St. W., 3rd Floor
Toronto, ON M5V 1E7 Canada
TEL: 416 967 1500 FAX: 416 967 7150

STRUCTURAL ENGINEERS:
WSP CANTOR SEINUK
228 EAST 45th Street
New York, NY 10017 USA
TEL: 212 687 9888 FAX: 646 487 5501

MEP ENGINEERS:
AKF GROUP
1501 Broadway
New York, NY 10036 USA
TEL: 212 354 5656 FAX: 212 354 5668

GEOTECHNICAL ENGINEERS:
Langan Engineering & Environmental Services
21 Penn Plaza - 360 West 31st Street, 8th Floor
New York, NY 10001-2727
TEL: 212 479 5400 FAX: 212 479 5444

CODE CONSULTANTS:
Construction Consulting Associates
100 Church Street
New York, NY 10007
TEL: 212 385 1818 FAX: 212 385 1911

CURTAINWALL CONSULTANT:
AJLP Consulting
40 Worth Street, Suite 826
New York, NY 10013
TEL: 212 757 5659 FAX: 646 219 8508

LANDMARK/PRESERVATION CONSULTANT:
Higgins Quasebarth & Partners LLC
11 Hanover Square, 16th Floor
New York, NY 1005
TEL: 212 274 9468 FAX: 646 274 9380

LANDMARK/PRESERVATION CONSULTANT:
Jan Hird Pokorny Associates, Inc.
39 West 37th Street, 12A
New York, NY 10018
TEL: 212 759 6462 FAX: 212 759 6540

No.	DESCRIPTION:	DATE:
	D.O.B. SUBMISSION	27 APR 15
	D.O.B. ADMENDMENT 2	21 SEP 15

NOT FOR BID/CONSTRUCTION

Discrepancies must be reported immediately to the Architect before proceeding. Only figured dimensions are to be used. Contractors must check all dimensions on site. This drawing is protected by copyright.

ALL DIMENSIONS ARE SHOWN IN IMPERIAL.

CONSULTANT:
AAI ARCHITECTS, P.C.

PROJECT:
217 WEST 57TH STREET
NEW YORK, NY

DRAWING TITLE:
VT-300

SEAL & SIGNATURE:
REGISTERED ARCHITECT WILFRED DAVID JANSSEN No. 028881 STATE OF NEW YORK

DATE:	09/22/15
PROJECT No:	1216-00
DRAWN: Author	REV:
CHK: Checker	
SCALE:	
DWG No:	**A-393.01**
DOB PAGE No:	263 of 569

DOB EMPLOYEE STAMP: DOB B-SCAN:

36" x 48" Arch E SHEET SIZE
FILE NAME: C:\Revit Local Files\EXTELL-865-AAI-TWR-DOB_Jsullivan.rvt
PLOT DATE: 9/22/2015 11:01:52 AM

DEPT OF BLDGS 421263626 Job Number
ES1543536380 Scan Code

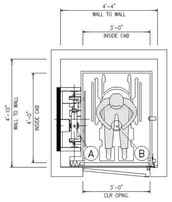

HATCH PLAN
SCALE: 1/2"=1'-0"

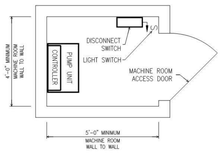

PUMP ROOM PLAN
SCALE: 1/2"=1'-0"

PIT AND RAIL LOADS

HYDRAULIC CYLINDER BUFFER REACTION		A	*	5.9K
		B	*	8.0K
RAIL LOADS PER RAIL	NORMAL FORCES	R1		200#
		R2		400#
	SEISMIC FORCES	R1	**	400#
		R2	**	800#
MAX. VERT. SPAN GUIDE RAIL SUPPORT				8'

* LOADS SHOWN DO NOT ACT SIMULTANEOUSLY

Rail support points shall have a max deflection of 1/8" when acted upon by forces R1 and R2

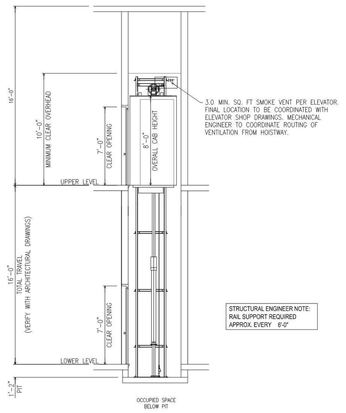

STRUCTURAL ENGINEER NOTE:
RAIL SUPPORT REQUIRED
APPROX. EVERY 8'-0"

NOTE: STATIC LOAD = 2500#
FOR THE PROTECTION OF SPACES BELOW HOISTWAY THE CODE MANDATES THE CYLINDER SHALL BE SUPPORTED BY A STRUCTURE OF SUFFICIENT STRENGTH TO SUPPORT THE ENTIRE STATIC LOAD AT RATED CAPACITY THAT MAY BE IMPOSED UPON IT. THE DESIGN FACTOR OF SAFETY SHALL NOT BE LESS THAN FIVE BASED ON ULTIMATE STRENGTH FOR STATIC LOADS TRANSMITTED.

SECTION
SCALE: 1/4"=1'-0"

KEY PLAN:

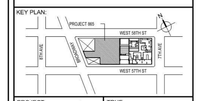

PROJECT NORTH | TRUE NORTH

DEVELOPER:
EXTELL DEVELOPMENT COMPANY
805 THIRD AVENUE, 7TH FLOOR
New York, NY 10022 USA
TEL: 212 712 6000 FAX: 212 712 6100

DESIGN ARCHITECT: Base Building Shell & Core
ADRIAN SMITH + GORDON GILL ARCHITECTURE
111 WEST MONROE STREET SUITE 2300
CHICAGO IL 60603
TEL: 312 920 1888 FAX: 312 920 1775

INTERIOR DESIGNER: Residential
Rottet Architecture and Design Studio, PLLC
298 Fifth Ave, 7th Floor
New York, NY 10001
TEL: 646 998 7000 FAX:

ARCHITECT OF RECORD:Base Building Shell, Core, & Residential
AAI ARCHITECTS, P.C.
401 Wellington St. W., 3rd Floor
Toronto, ON M5V 1E7 Canada
TEL: 416 967 1500 FAX: 416 967 7150

STRUCTURAL ENGINEERS:
WSP CANTOR SEINUK
228 EAST 45th Street
New York, NY 10017 USA
TEL: 212 687 9888 FAX: 646 487 5501

MEP ENGINEERS:
AKF GROUP
1501 Broadway
New York, NY 10036 USA
TEL: 212 354 5656 FAX: 212 354 5668

GEOTECHNICAL ENGINEERS:
Langan Engineering & Environmental Services
21 Penn Plaza - 360 West 31st Street, 8th Floor
New York, NY 10001-2727
TEL: 212 479 5400 FAX: 212 479 5444

CODE CONSULTANTS:
Construction Consulting Associates
100 Church Street
New York, NY 10007
TEL: 212 385 1818 FAX: 212 385 1911

CURTAINWALL CONSULTANT:
AJLP Consulting
40 Worth Street, Suite 826
New York, NY 10013
TEL: 212 757 5659 FAX: 646 219 8508

LANDMARK/PRESERVATION CONSULTANT:
Jan Hird Pokorny Associates, Inc.
39 West 37th Street, 12A
New York, NY 10018
TEL: 212 759 6462 FAX: 212 759 6540

No.	DESCRIPTION	DATE

CD PROGRESS ISSUE 4

NOT FOR BID / CONSTRUCTION

Discrepancies must be reported immediately to the Architect before proceeding. Only figured dimensions are to be used. Contractors must check all dimensions on site. This drawing is protected by copyright.

ALL DIMENSIONS ARE SHOWN IN IMPERIAL.

CONSULTANT: vda Delivering Vertical Transportation Solutions...Worldwide
Phone: 973-696-0020 - Fax: 973-694-2039
vda@vda-inc.com www.vda-inc.com
100 Eagle Rock Ave, Suite 310, East Hanover, NJ 07936

PROJECT:
217 WEST 57TH STREET
NEW YORK, NY

DRAWING TITLE:
DUPLEX PRIVATE RESIDENCE
ELEVATOR
RL2 AND RL3: 750# @ 40 FPM

SEAL & SIGNATURE:
THESE DRAWINGS ARE PROVIDED FOR DESIGN INTENT ONLY. FINAL ENGINEERING SHALL BE PROVIDED BY CONTRACTOR

DATE:	6 / 1 / 15
PROJECT No:	1216-00
DRAWN: EJM	REV:
CHK: Checker	
SCALE:	
DWG No:	**VT-400.00**
DOB PAGE No:	of

DOB EMPLOYEE STAMP: DOB B-SCAN:

KEY PLAN:

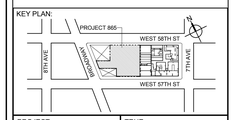

PROJECT NORTH | TRUE NORTH

DEVELOPER:
EXTELL DEVELOPMENT COMPANY
805 THIRD AVENUE, 7TH FLOOR
New York, NY 10022 USA
TEL: 212 712 6000 FAX: 212 712 6100

DESIGN ARCHITECT: Base Building Shell & Core
ADRIAN SMITH + GORDON GILL ARCHITECTURE
111 WEST MONROE STREET SUITE 2300
CHICAGO IL 60603
TEL: 312 920 1888 FAX: 312 920 1775

ARCHITECT OF RECORD: Base Building Shell & Core
AAI ARCHITECTS, P.C.
401 Wellington St. W., 3rd Floor
Toronto, ON M5V 1E7 Canada
TEL: 416 967 1500 FAX: 416 967 7150

STRUCTURAL ENGINEERS:
WSP CANTOR SEINUK
228 EAST 45th Street
New York, NY 10017 USA
TEL: 212 687 9888 FAX: 646 487 5501

MEP ENGINEERS:
AKF GROUP
1501 Broadway
New York, NY 10036 USA
TEL: 212 354 5656 FAX: 212 354 5668

GEOTECHNICAL ENGINEERS:
Langan Engineering & Environmental Services
21 Penn Plaza - 360 West 31st Street, 8th Floor
New York, NY 10001-2727
TEL: 212 479 5400 FAX: 212 479 5444

CODE CONSULTANTS:
Construction Consulting Associates
100 Church Street
New York, NY 10007
TEL: 212 385 1818 FAX: 212 385 1911

CURTAINWALL CONSULTANT:
AJLP Consulting
40 Worth Street, Suite 826
New York, NY 10013
TEL: 212 757 5659 FAX: 646 219 8508

LANDMARK/PRESERVATION CONSULTANT:
Higgins Quasebarth & Partners LLC
11 Hanover Square, 16th Floor
New York, NY 1005
TEL: 212 274 9468 FAX: 646 274 9380

LANDMARK/PRESERVATION CONSULTANT:
Jan Hird Pokorny Associates, Inc.
39 West 37th Street, 12A
New York, NY 10018
TEL: 212 759 6462 FAX: 212 759 6540

No.	DESCRIPTION:	DATE:
	D.O.B. SUBMISSION	27 APR 15
	D.O.B. ADMENDMENT 2	21 SEP 15

NOT FOR BID/CONSTRUCTION

Discrepancies must be reported immediately to the Architect before proceeding. Only figured dimensions are to be used. Contractors must check all dimensions on site. This drawing is protected by copyright.

ALL DIMENSIONS ARE SHOWN IN IMPERIAL.

CONSULTANT: AAI ARCHITECTS, P.C.

PROJECT:
217 WEST 57TH STREET
NEW YORK, NY

DRAWING TITLE:
VT-400

SEAL & SIGNATURE:

DATE:	09/22/15
PROJECT No:	1216-00
DRAWN: Author	REV:
CHK: Checker	
SCALE:	
DWG No:	**A-394.01**
DOB PAGE No:	264 of 569

DOB EMPLOYEE STAMP: DOB B-SCAN:

36" x 48" Arch E SHEET SIZE
FILE NAME: C:\Users\Local Files\EXTELL-865\AAI-TWR-DOB_bw\tbsm.rvt
PLOT DATE: 9/22/2015 7:10:33 AM

DEPT OF BLDGS 421226825 Job Number
E350539435 Scan Code

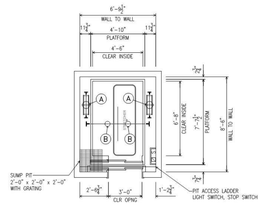

HATCH PLAN

SCALE: 1/4"=1'-0"

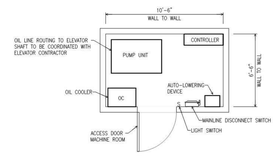

PUMP / CONTROLLER ROOM

SCALE: 1/4"=1'-0"

REMOTE OR ADJACENT

PIT AND RAIL LOADS

SEISMIC			S2
CLASS LOAD RATING			C3
RAIL WEIGHT/SIZE			15
HYDRAULIC CYLINDER		A *	21.8 K
CAR BUFFER REACTION		B *	12.0 K
WEIGHT ONE STACK CAR RAIL			1600 #
RAIL LOADS PER RAIL	Type	*	17.5 K
	NORMAL R1		600 #
	FORCES R2		700 #
	SEISMIC R1	**	1000 #
	FORCES R2	**	500 #
MAX VERT SPAN GUIDE RAIL SUPPORT			11.7'

Rail support points shall have a max deflection of 1/8" when acted upon by forces R1 and R2
1/4" when acted upon by seismic forces R1 and R2

* LOADS SHOWN DO NOT ACT SIMULTANEOUSLY

** CAR AND CWT RAILS

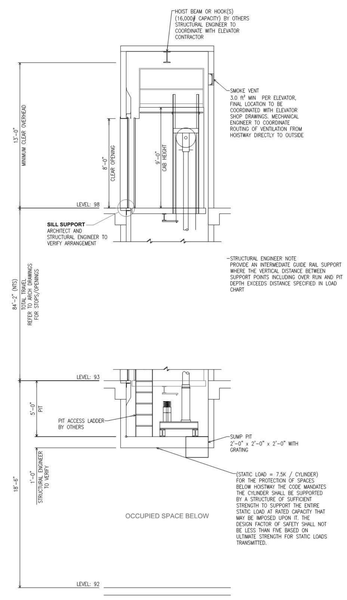

SECTION

SCALE: 1/4"=1'-0"

KEY PLAN:

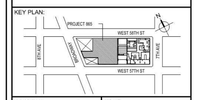

PROJECT NORTH | TRUE NORTH

DEVELOPER:
EXTELL DEVELOPMENT COMPANY
805 THIRD AVENUE, 7TH FLOOR
New York, NY 10022 USA
TEL: 212 712 6000 FAX: 212 712 6100

DESIGN ARCHITECT: Base Building Shell & Core
ADRIAN SMITH + GORDON GILL ARCHITECTURE
111 WEST MONROE STREET SUITE 2300
CHICAGO IL 60603
TEL: 312 920 1888 FAX: 312 920 1775

INTERIOR DESIGNER: Residential
Rottet Architecture and Design Studio, PLLC
298 Fifth Ave, 7th Floor
New York, NY 10001
TEL: 646 998 7000 FAX:

ARCHITECT OF RECORD:Base Building Shell, Core, & Residential
AAI ARCHITECTS, P.C.
401 Wellington St. W., 3rd Floor
Toronto, ON M5V 1E7 Canada
TEL: 416 967 1500 FAX: 416 967 7150

STRUCTURAL ENGINEERS:
WSP CANTOR SEINUK
228 EAST 45th Street
New York, NY 10017 USA
TEL: 212 687 9888 FAX: 646 487 5501

MEP ENGINEERS:
AKF GROUP
1501 Broadway
New York, NY 10036 USA
TEL: 212 354 5656 FAX: 212 354 5668

GEOTECHNICAL ENGINEERS:
Langan Engineering & Environmental Services
21 Penn Plaza - 360 West 31st Street, 8th Floor
New York, NY 10001-2727
TEL: 212 479 5400 FAX: 212 479 5444

CODE CONSULTANTS:
Construction Consulting Associates
100 Church Street
New York, NY 10007
TEL: 212 385 1818 FAX: 212 385 1911

CURTAINWALL CONSULTANT:
AJLP Consulting
40 Worth Street, Suite 826
New York, NY 10013
TEL: 212 757 5659 FAX: 646 219 8508

LANDMARK/PRESERVATION CONSULTANT:
Jan Hird Pokorny Associates, Inc.
39 West 37th Street, 12A
New York, NY 10018
TEL: 212 759 6462 FAX: 212 759 6540

No.	DESCRIPTION	DATE

CD PROGRESS ISSUE 5

NOT FOR BID / CONSTRUCTION

Discrepancies must be reported immediately to the Architect before proceeding. Only figured dimensions are to be used. Contractors must check all dimensions on site. This drawing is protected by copyright.

ALL DIMENSIONS ARE SHOWN IN IMPERIAL.

CONSULTANT:
vda — Delivering Vertical Transportation Solutions...Worldwide
Phone: 973-994-9225 - Fax: 973-994-2339
e-mail: info@vdainc.com
120 Eagle Rock Ave, Suite 310, East Hanover, NJ 07936

PROJECT:
217 WEST 57TH STREET
NEW YORK, NY

DRAWING TITLE:
TOP OF HOUSE ELEVATOR
T1: 3000# @ 100 FPM (C3 LOADING)

SEAL & SIGNATURE:
THESE DRAWINGS ARE PROVIDED FOR DESIGN INTENT ONLY. FINAL ENGINEERING SHALL BE PROVIDED BY CONTRACTOR

DATE:	8 / 10 / 15
PROJECT No:	1216-00
DRAWN: EJM	REV:
CHK: Checker	
SCALE:	
DWG No:	**VT-500.00**
DOB PAGE No:	of

DOB EMPLOYEE STAMP: DOB B-SCAN:

KEY PLAN:

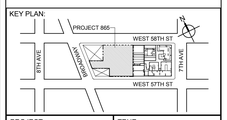

PROJECT NORTH | TRUE NORTH

DEVELOPER:
EXTELL DEVELOPMENT COMPANY
805 THIRD AVENUE, 7TH FLOOR
New York, NY 10022 USA
TEL: 212 712 6000 FAX: 212 712 6100

DESIGN ARCHITECT: Base Building Shell & Core
ADRIAN SMITH + GORDON GILL ARCHITECTURE
111 WEST MONROE STREET SUITE 2300
CHICAGO IL 60603
TEL: 312 920 1888 FAX: 312 920 1775

ARCHITECT OF RECORD: Base Building Shell & Core
AAI ARCHITECTS, P.C.
401 Wellington St. W., 3rd Floor
Toronto, ON M5V 1E7 Canada
TEL: 416 967 1500 FAX: 416 967 7150

STRUCTURAL ENGINEERS:
WSP CANTOR SEINUK
228 EAST 45th Street
New York, NY 10017 USA
TEL: 212 687 9888 FAX: 646 487 5501

MEP ENGINEERS:
AKF GROUP
1501 Broadway
New York, NY 10036 USA
TEL: 212 354 5656 FAX: 212 354 5668

GEOTECHNICAL ENGINEERS:
Langan Engineering & Environmental Services
21 Penn Plaza - 360 West 31st Street, 8th Floor
New York, NY 10001-2727
TEL: 212 479 5400 FAX: 212 479 5444

CODE CONSULTANTS:
Construction Consulting Associates
100 Church Street
New York, NY 10007
TEL: 212 385 1818 FAX: 212 385 1911

CURTAINWALL CONSULTANT:
AJLP Consulting
40 Worth Street, Suite 826
New York, NY 10013
TEL: 212 757 5659 FAX: 646 219 8508

LANDMARK/PRESERVATION CONSULTANT:
Higgins Quasebarth & Partners LLC
11 Hanover Square, 16th Floor
New York, NY 1005
TEL: 212 274 9468 FAX: 646 274 9380

LANDMARK/PRESERVATION CONSULTANT:
Jan Hird Pokorny Associates, Inc.
39 West 37th Street, 12A
New York, NY 10018
TEL: 212 759 6462 FAX: 212 759 6540

No.	DESCRIPTION:	DATE:
	D.O.B. SUBMISSION	27 APR 15
	D.O.B. ADMENDMENT 2	21 SEP 15

NOT FOR BID/CONSTRUCTION

Discrepancies must be reported immediately to the Architect before proceeding. Only figured dimensions are to be used. Contractors must check all dimensions on site. This drawing is protected by copyright.

ALL DIMENSIONS ARE SHOWN IN IMPERIAL.

CONSULTANT:
AAI ARCHITECTS, P.C.

PROJECT:
217 WEST 57TH STREET
NEW YORK, NY

DRAWING TITLE:
VT-500

SEAL & SIGNATURE:
REGISTERED ARCHITECT JAE DAVID JANOSKY No. 028881 STATE OF NEW YORK

DATE:	09/22/15
PROJECT No:	1216-00
DRAWN: Author	REV:
CHK: Checker	
SCALE:	
DWG No:	**A-395.01**
DOB PAGE No:	265 of 569

DOB EMPLOYEE STAMP: DOB B-SCAN:

36" x 48" Arch E SHEET SIZE
FILE NAME: C:\Revit Local Files\EXTELL-865-AAI-TVR-DOB_hadleim.rvt
PLOT DATE: 9/22/2015 11:01:57 AM

DEPT OF BLDGS 121253505 Job Number
E127903636 Scan Code

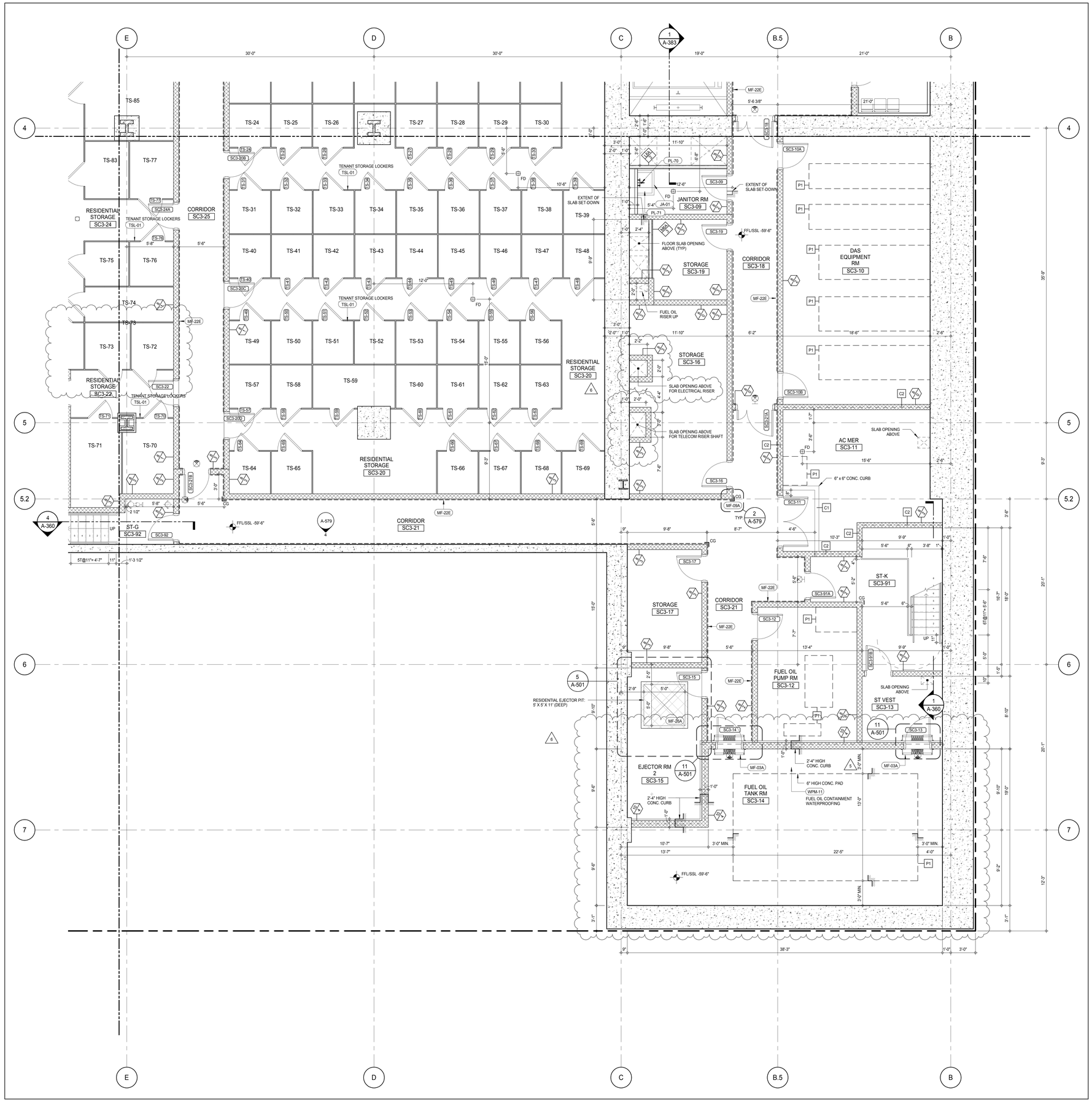

SHEET NOTES:

C1 DASHED LINE DENOTES EXTENT OF 6" HIGH C.I.P. CONCRETE CURB. WIDTH TO MATCH PARTITION UNLESS OTHERWISE NOTED

C2 DASHED LINE DENOTES EXTENT OF 8" HIGH C.I.P. CONCRETE CURB. WIDTH TO MATCH PARTITION UNLESS OTHERWISE NOTED

C3 DASHED LINE DENOTES EXTENT OF 8" HIGH CEMENT BOARD BASE CURB. REFER TO SECTION DETAIL (9) ON SHEET (A-574).

P1 CONCRETE HOUSEKEEPING PAD, HEIGHT, SIZE AND LOCATION TO BE COORDINATED WITH MECHANICAL DRAWINGS.

EDGE OF SLAB IS 11" FROM FACE OF GLASS UNLESS OTHERWISE STATED AND/OR AT SHEAR WALL CONDITIONS.

KEYNOTE LEGEND:

TAG #	DESCRIPTION
JA-01	MOP BRACKET
MF-03A	LADDER - GALVANIZED
MF-09A	CORNER GUARD (CG) - GALVANIZED
MF-22E	WAINSCOT PANEL - ALUMINUM
MF-26A	COVER PLATE - GALVANIZED
PL-70	SERVICE - SINK FAUCET
PL-71	MOP SERVICE BASIN
TSL-01	TENANT STORAGE LOCKERS
WPM-11	FUEL OIL CONTAINMENT WATERPROOFING

KEY PLAN:

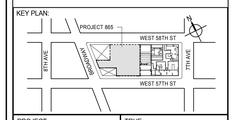

PROJECT NORTH / TRUE NORTH

DEVELOPER:
EXTELL DEVELOPMENT COMPANY
805 THIRD AVENUE, 7TH FLOOR
New York, NY 10022 USA
TEL: 212 712 6000 FAX: 212 712 6100

DESIGN ARCHITECT: Base Building Shell & Core
ADRIAN SMITH + GORDON GILL ARCHITECTURE
111 WEST MONROE STREET SUITE 2300
CHICAGO IL 60603
TEL: 312 920 1888 FAX: 312 920 1775

INTERIOR DESIGNER: Residential
Rottet Architecture and Design Studio, PLLC
298 Fifth Ave, 7th Floor
New York, NY 10001
TEL: 646 998 7000 FAX:

ARCHITECT OF RECORD: Base Building Shell, Core, & Residential
AAI ARCHITECTS, P.C.
401 Wellington St. W., 3rd Floor
Toronto, ON M5V 1E7 Canada
TEL: 416 967 1500 FAX: 416 967 7150

STRUCTURAL ENGINEERS:
WSP CANTOR SEINUK
228 EAST 45th Street
New York, NY 10017 USA
TEL: 212 687 9888 FAX: 646 487 5501

MEP ENGINEERS:
AKF GROUP
165 Broadway, 22nd Floor
New York, NY 10006 USA
TEL: 212 354 5656 FAX: 212 354 5668

GEOTECHNICAL ENGINEERS:
Langan Engineering & Environmental Services
21 Penn Plaza - 360 West 31st Street, 8th Floor
New York, NY 10001-2727
TEL: 212 479 5400 FAX: 212 479 5444

CODE CONSULTANTS:
Construction Consulting Associates
100 Church Street
New York, NY 10007
TEL: 212 385 1818 FAX: 212 385 1911

CURTAINWALL CONSULTANT:
AJLP Consulting
40 Worth Street. Suite 826
New York, NY 10013
TEL: 212 757 5659 FAX: 646 219 8508

LANDMARK/PRESERVATION CONSULTANT:
Jan Hird Pokorny Associates, Inc.
39 West 37th Street, 12A
New York, NY 10018
TEL: 212 759 6462 FAX: 212 759 6540

No.	DESCRIPTION	DATE
1	CD PROGRESS ISSUE 1	15 OCT 14
2	CD PROGRESS ISSUE 2	19 DEC 14
3	D.O.B. SUBMISSION	18 FEB 15
4	CD PROGRESS ISSUE 3	09 MAR 15
	D.O.B. SUBMISSION	27 APR 15
5	CD PROGRESS ISSUE 4	01 JUN 15
6	CD PROGRESS ISSUE 5	10 AUG 15
	D.O.B. AMENDMENT 2	21 SEP 15

0 2'-0" 4'-0" 8'-0"

NOT FOR BID/CONSTRUCTION

Discrepancies must be reported immediately to the Architect before proceeding. Only figured dimensions are to be used. Contractors must check all dimensions on site. This drawing is protected by copyright.

ALL DIMENSIONS ARE SHOWN IN IMPERIAL.

CONSULTANT: AAI ARCHITECTS, P.C.

PROJECT:
217 WEST 57TH STREET
NEW YORK, NY

DRAWING TITLE:
SUB CELLAR 3 PART PLAN
(SOUTH-EAST) (MFD-SUB CELLAR 3)

SEAL & SIGNATURE: REGISTERED ARCHITECT RAE DAVID JAMISON No. 022883 STATE OF NEW YORK

DATE:	15 OCT 14
PROJECT No:	1216-00
DRAWN: Author	REV: 6
CHK: Checker	
SCALE: 1/4" = 1'-0"	
DWG No:	A-401.01
DOB PAGE No:	266 of 569

DOB EMPLOYEE STAMP: DOB B-SCAN:

36" x 48" Arch E SHEET SIZE
FILE NAME: C:\Revit Local Files\EXTELL-895-AAI-TWR-CNE_Jackiemh.rvt
PLOT DATE: 9/28/2015 9:55:11 AM

DEPT OF BLDGS 421267605 Job Number
E300560301 Scan Code

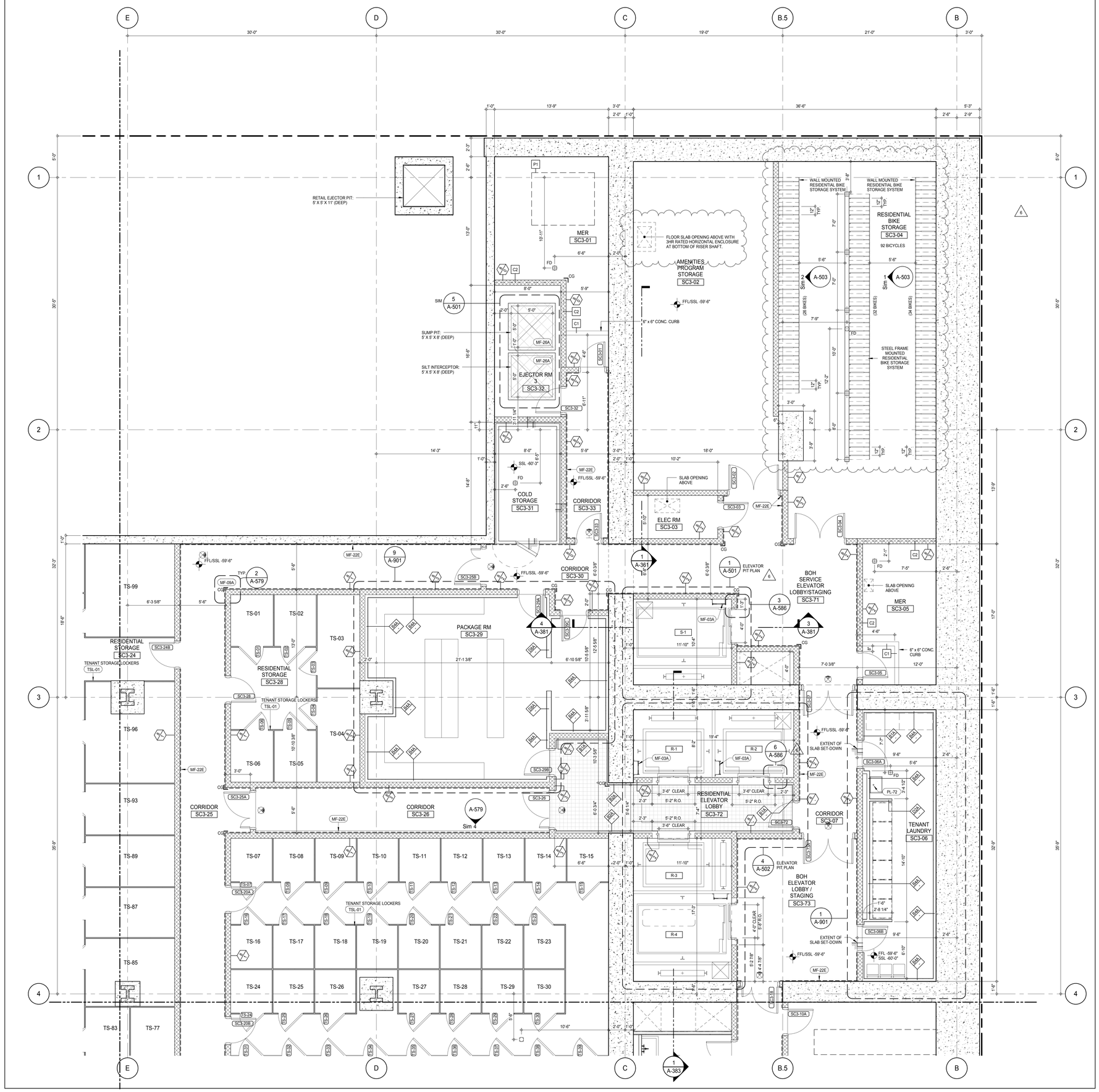

SHEET NOTES:

C1 DASHED LINE DENOTES EXTENT OF 6" HIGH C.I.P. CONCRETE CURB. WIDTH TO MATCH PARTITION UNLESS OTHERWISE NOTED

C2 DASHED LINE DENOTES EXTENT OF 8" HIGH C.I.P. CONCRETE CURB. WIDTH TO MATCH PARTITION UNLESS OTHERWISE NOTED

C3 DASHED LINE DENOTES EXTENT OF 8" HIGH CEMENT BOARD BASE CURB. REFER TO SECTION DETAIL (9) ON SHEET (A-574).

P1 CONCRETE HOUSEKEEPING PAD, HEIGHT, SIZE AND LOCATION TO BE COORDINATED WITH MECHANICAL DRAWINGS.

EDGE OF SLAB IS 11" FROM FACE OF GLASS UNLESS OTHERWISE STATED AND/OR AT SHEAR WALL CONDITIONS.

KEYNOTE LEGEND:

TAG #	DESCRIPTION
MF-03A	LADDER - GALVANIZED
MF-09A	CORNER GUARD (CG) - GALVANIZED
MF-22E	WAINSCOT PANEL - ALUMINUM
MF-26A	COVER PLATE - GALVANIZED
PL-72	LAUNDRY TUB
TSL-01	TENANT STORAGE LOCKERS

KEY PLAN:

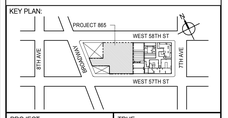

PROJECT NORTH: TRUE NORTH

DEVELOPER:
EXTELL DEVELOPMENT COMPANY
805 THIRD AVENUE, 7TH FLOOR
New York, NY 10022 USA
TEL: 212 712 6000 FAX: 212 712 6100

DESIGN ARCHITECT: Base Building Shell & Core
ADRIAN SMITH + GORDON GILL ARCHITECTURE
111 WEST MONROE STREET SUITE 2300
CHICAGO IL 60603
TEL: 312 920 1888 FAX: 312 920 1775

INTERIOR DESIGNER: Residential
Rottet Architecture and Design Studio, PLLC
298 Fifth Ave, 7th Floor
New York, NY 10001
TEL: 646 998 7000 FAX:

ARCHITECT OF RECORD: Base Building Shell, Core, & Residential
AAI ARCHITECTS, P.C.
401 Wellington St. W., 3rd Floor
Toronto, ON M5V 1E7 Canada
TEL: 416 967 1500 FAX: 416 967 7150

STRUCTURAL ENGINEERS:
WSP CANTOR SEINUK
228 EAST 45th Street
New York, NY 10017 USA
TEL: 212 687 9888 FAX: 646 487 5501

MEP ENGINEERS:
AKF GROUP
165 Broadway, 22nd Floor
New York, NY 10006 USA
TEL: 212 354 5656 FAX: 212 354 5668

GEOTECHNICAL ENGINEERS:
Langan Engineering & Environmental Services
21 Penn Plaza - 360 West 31st Street, 8th Floor
New York, NY 10001-2727
TEL: 212 479 5400 FAX: 212 479 5444

CODE CONSULTANTS:
Construction Consulting Associates
100 Church Street
New York, NY 10007
TEL: 212 385 1818 FAX: 212 385 1911

CURTAINWALL CONSULTANT:
AJLP Consulting
40 Worth Street. Suite 826
New York, NY 10013
TEL: 212 757 5659 FAX: 646 219 8508

LANDMARK/PRESERVATION CONSULTANT:
Jan Hird Pokorny Associates, Inc.
39 West 37th Street, 12A
New York, NY 10018
TEL: 212 759 6462 FAX: 212 759 6540

No.	DESCRIPTION	DATE
1	CD PROGRESS ISSUE 1	15 OCT 14
2	CD PROGRESS ISSUE 2	19 DEC 14
3	D.O.B. SUBMISSION	18 FEB 15
4	CD PROGRESS ISSUE 3	09 MAR 15
	D.O.B. SUBMISSION	27 APR 15
5	CD PROGRESS ISSUE 4	01 JUN 15
6	CD PROGRESS ISSUE 5	10 AUG 15
	D.O.B. AMENDMENT 2	21 SEP 15

0 2' - 0" 4' - 0" 8' - 0"

NOT FOR BID/CONSTRUCTION

Discrepancies must be reported immediately to the Architect before proceeding. Only figured dimensions are to be used. Contractors must check all dimensions on site. This drawing is protected by copyright.

ALL DIMENSIONS ARE SHOWN IN IMPERIAL.

CONSULTANT: AAI ARCHITECTS, P.C.

PROJECT:
217 WEST 57TH STREET
NEW YORK, NY

DRAWING TITLE:
SUB CELLAR 3 PART PLAN
(NORTH-EAST) (MFD-SUB CELLAR 3)

SEAL & SIGNATURE: REGISTERED ARCHITECT ADRIAN SMITH DAVID JAMES 026881 STATE OF NEW YORK

DATE:	15 OCT 14
PROJECT No:	1216-00
DRAWN: Author	REV: 6
CHK: Checker	
SCALE: 1/4" = 1'-0"	
DWG No:	A-402.01
DOB PAGE No:	267 of 569

DOB EMPLOYEE STAMP: DOB B-SCAN:

36" x 48" Arch E SHEET SIZE
FILE NAME: C:\Revit Local Files\EXTELL-865-AAI-TWR-CNF_hardarm.rvt
PLOT DATE: 9/22/2015 10:59:37 AM

DEPT OF BLDGS 421263426 Job Number
E300680890 R2 Scan Code

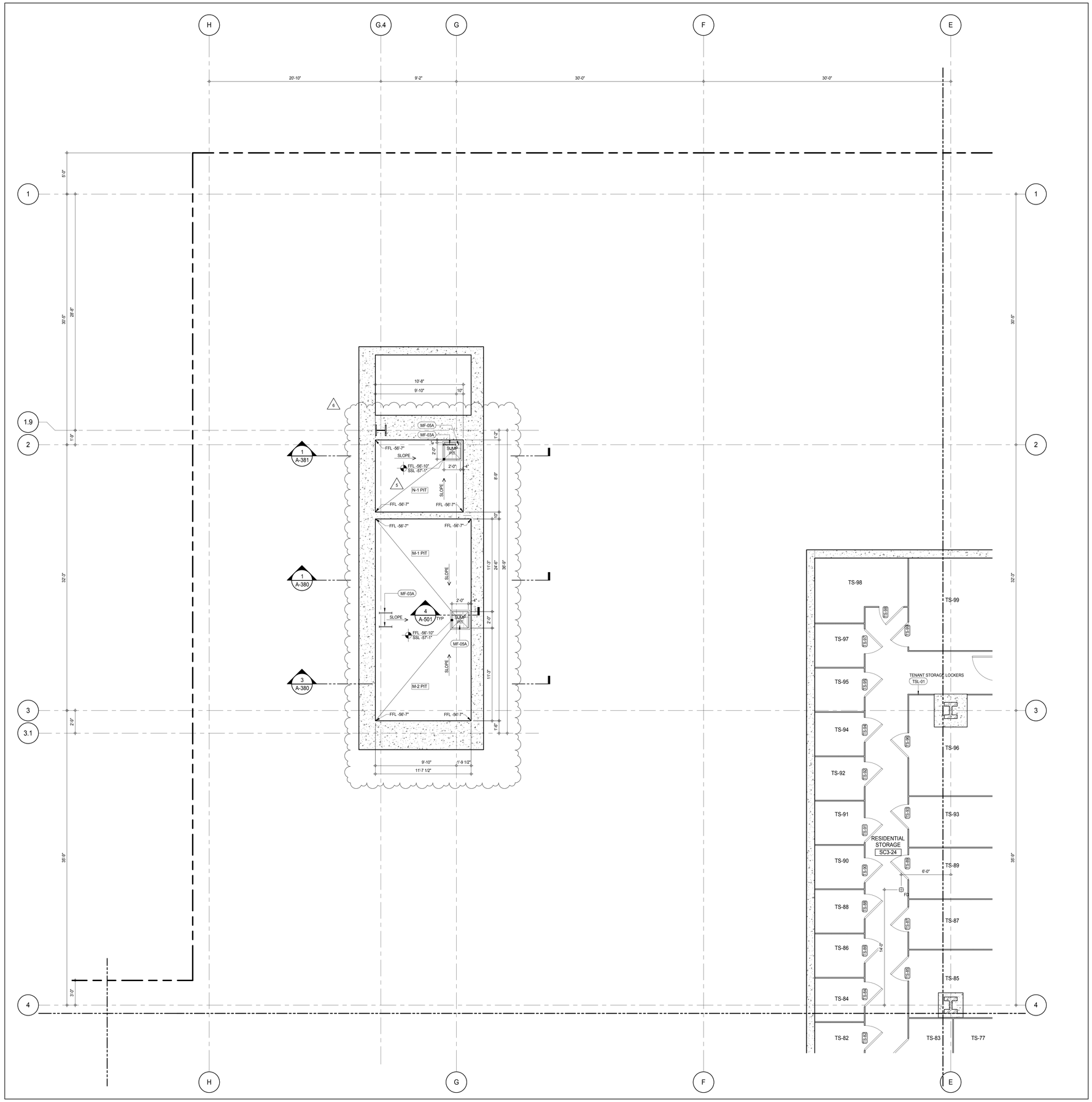

SHEET NOTES:

C1 DASHED LINE DENOTES EXTENT OF 6" HIGH C.I.P. CONCRETE CURB. WIDTH TO MATCH PARTITION UNLESS OTHERWISE NOTED

C2 DASHED LINE DENOTES EXTENT OF 8" HIGH C.I.P. CONCRETE CURB. WIDTH TO MATCH PARTITION UNLESS OTHERWISE NOTED

C3 DASHED LINE DENOTES EXTENT OF 8" HIGH CEMENT BOARD BASE CURB. REFER TO SECTION DETAIL (9) ON SHEET (A-574).

P1 CONCRETE HOUSEKEEPING PAD, HEIGHT, SIZE AND LOCATION TO BE COORDINATED WITH MECHANICAL DRAWINGS.

EDGE OF SLAB IS 11" FROM FACE OF GLASS UNLESS OTHERWISE STATED AND/OR AT SHEAR WALL CONDITIONS.

KEYNOTE LEGEND:

TAG #	DESCRIPTION
MF-03A	LADDER - GALVANIZED
MF-05A	GRATING - GALVANIZED
TSL-01	TENANT STORAGE LOCKERS

KEY PLAN:

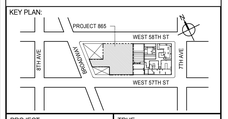

PROJECT NORTH

TRUE NORTH

DEVELOPER:
EXTELL DEVELOPMENT COMPANY
805 THIRD AVENUE, 7TH FLOOR
New York, NY 10022 USA
TEL: 212 712 6000 FAX: 212 712 6100

DESIGN ARCHITECT: Base Building Shell & Core
ADRIAN SMITH + GORDON GILL ARCHITECTURE
111 WEST MONROE STREET SUITE 2300
CHICAGO IL 60603
TEL: 312 920 1888 FAX: 312 920 1775

INTERIOR DESIGNER: Residential
Rottet Architecture and Design Studio, PLLC
298 Fifth Ave, 7th Floor
New York, NY 10001
TEL: 646 998 7000 FAX:

ARCHITECT OF RECORD: Base Building Shell, Core, & Residential
AAI ARCHITECTS, P.C.
401 Wellington St. W., 3rd Floor
Toronto, ON M5V 1E7 Canada
TEL: 416 967 1500 FAX: 416 967 7150

STRUCTURAL ENGINEERS:
WSP CANTOR SEINUK
228 EAST 45th Street
New York, NY 10017 USA
TEL: 212 687 9888 FAX: 646 487 5501

MEP ENGINEERS:
AKF GROUP
165 Broadway, 22nd Floor
New York, NY 10006 USA
TEL: 212 354 5656 FAX: 212 354 5668

GEOTECHNICAL ENGINEERS:
Langan Engineering & Environmental Services
21 Penn Plaza - 360 West 31st Street, 8th Floor
New York, NY 10001-2727
TEL: 212 479 5400 FAX: 212 479 5444

CODE CONSULTANTS:
Construction Consulting Associates
100 Church Street
New York, NY 10007
TEL: 212 385 1818 FAX: 212 385 1911

CURTAINWALL CONSULTANT:
AJLP Consulting
40 Worth Street. Suite 826
New York, NY 10013
TEL: 212 757 5659 FAX: 646 219 8508

LANDMARK/PRESERVATION CONSULTANT:
Jan Hird Pokorny Associates, Inc.
39 West 37th Street, 12A
New York, NY 10018
TEL: 212 759 6462 FAX: 212 759 6540

No.	DESCRIPTION	DATE
1	CD PROGRESS ISSUE 1	15 OCT 14
2	CD PROGRESS ISSUE 2	19 DEC 14
3	D.O.B. SUBMISSION	18 FEB 15
4	CD PROGRESS ISSUE 3	09 MAR 15
	D.O.B. SUBMISSION	27 APR 15
5	CD PROGRESS ISSUE 4	01 JUN 15
6	CD PROGRESS ISSUE 5	10 AUG 15
	D.O.B. AMENDMENT 2	21 SEP 15

0 2'-0" 4'-0" 8'-0"

NOT FOR BID/CONSTRUCTION

Discrepancies must be reported immediately to the Architect before proceeding. Only figured dimensions are to be used. Contractors must check all dimensions on site. This drawing is protected by copyright.

ALL DIMENSIONS ARE SHOWN IN IMPERIAL.

CONSULTANT:

AAI ARCHITECTS, P.C.

PROJECT:

217 WEST 57TH STREET
NEW YORK, NY

DRAWING TITLE:

SUB CELLAR 3 PART PLAN
(NORTH-WEST) (MFD-SUBCELLAR 3)

SEAL & SIGNATURE:

REGISTERED ARCHITECT ADRIAN DAVID JAKUBEK 026881 STATE OF NEW YORK

DATE:	15 OCT 14
PROJECT No:	1216-00
DRAWN: Author	REV: 6
CHK: Checker	
SCALE: 1/4" = 1'-0"	
DWG No:	A-403.01
DOB PAGE No:	268 of 569

DOB EMPLOYEE STAMP: DOB B-SCAN:

36" x 48" Arch E SHEET SIZE
FILE NAME: C:\Revit Local Files\EXTELL-865-AAI-TWR-CAE_Jakubekm.rvt
PLOT DATE: 9/22/2015 10:59:53 AM

DEPT OF BLDGS 421208305 Job Number
E327106357 Scan Code

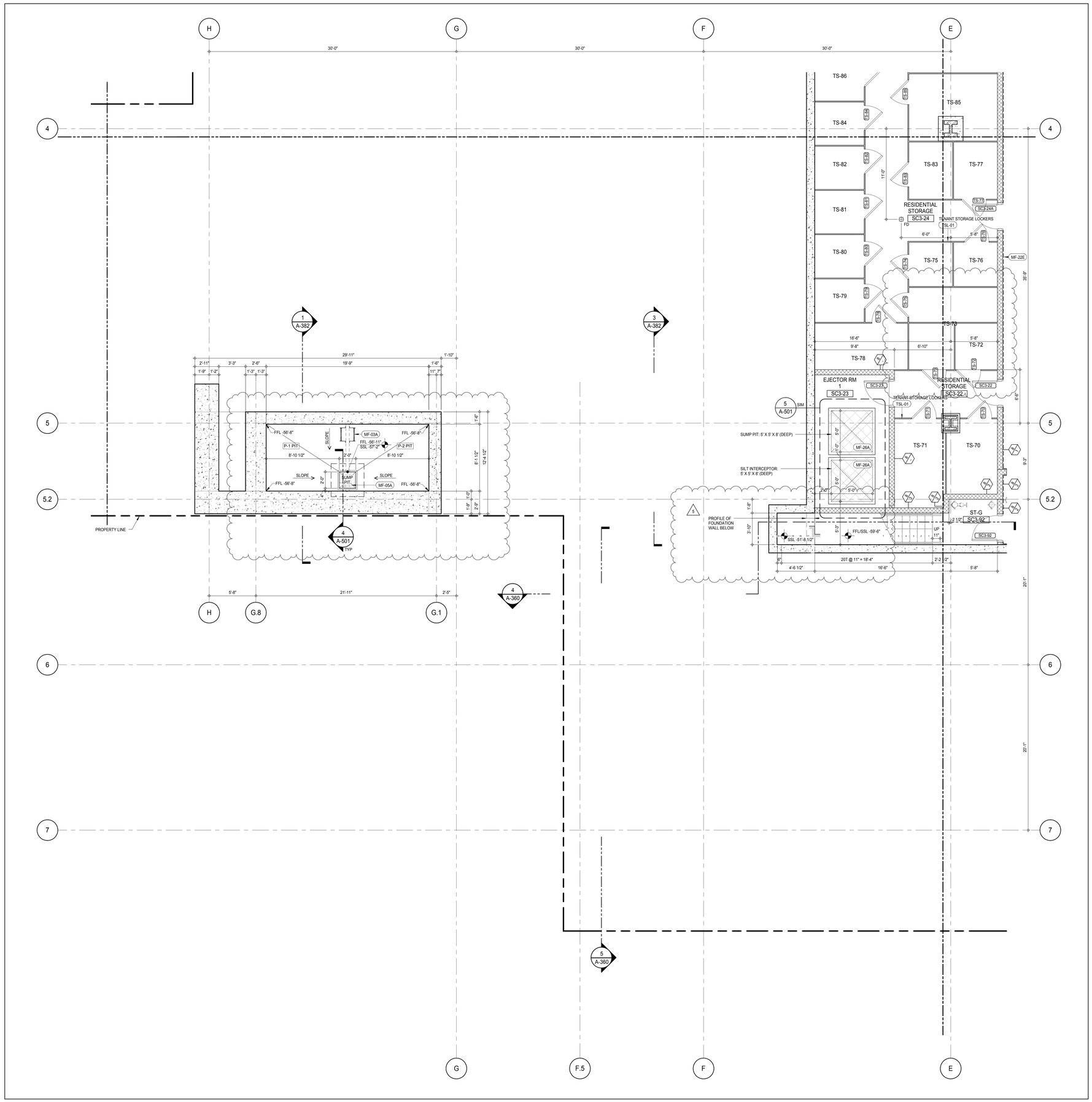

SHEET NOTES:

C1 DASHED LINE DENOTES EXTENT OF 6" HIGH C.I.P. CONCRETE CURB. WIDTH TO MATCH PARTITION UNLESS OTHERWISE NOTED

C2 DASHED LINE DENOTES EXTENT OF 8" HIGH C.I.P. CONCRETE CURB. WIDTH TO MATCH PARTITION UNLESS OTHERWISE NOTED

C3 DASHED LINE DENOTES EXTENT OF 8" HIGH CEMENT BOARD BASE CURB. REFER TO SECTION DETAIL (9) ON SHEET (A-574).

P1 CONCRETE HOUSEKEEPING PAD, HEIGHT, SIZE AND LOCATION TO BE COORDINATED WITH MECHANICAL DRAWINGS.

EDGE OF SLAB IS 11" FROM FACE OF GLASS UNLESS OTHERWISE STATED AND/OR AT SHEAR WALL CONDITIONS.

KEYNOTE LEGEND:

TAG #	DESCRIPTION
MF-03A	LADDER - GALVANIZED
MF-05A	GRATING - GALVANIZED
MF-22E	WAINSCOT PANEL - ALUMINUM
MF-26A	COVER PLATE - GALVANIZED
TSL-01	TENANT STORAGE LOCKERS

KEY PLAN:

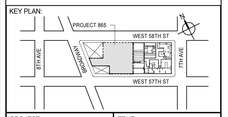

PROJECT NORTH

TRUE NORTH

DEVELOPER:
EXTELL DEVELOPMENT COMPANY
805 THIRD AVENUE, 7TH FLOOR
New York, NY 10022 USA
TEL: 212 712 6000 FAX: 212 712 6100

DESIGN ARCHITECT: Base Building Shell & Core
ADRIAN SMITH + GORDON GILL ARCHITECTURE
111 WEST MONROE STREET SUITE 2300
CHICAGO IL 60603
TEL: 312 920 1888 FAX: 312 920 1775

INTERIOR DESIGNER: Residential
Rottet Architecture and Design Studio, PLLC
298 Fifth Ave, 7th Floor
New York, NY 10001
TEL: 646 998 7000 FAX:

ARCHITECT OF RECORD: Base Building Shell, Core, & Residential
AAI ARCHITECTS, P.C.
401 Wellington St. W., 3rd Floor
Toronto, ON M5V 1E7 Canada
TEL: 416 967 1500 FAX: 416 967 7150

STRUCTURAL ENGINEERS:
WSP CANTOR SEINUK
228 EAST 45th Street
New York, NY 10017 USA
TEL: 212 687 9888 FAX: 646 487 5501

MEP ENGINEERS:
AKF GROUP
165 Broadway, 22nd Floor
New York, NY 10006 USA
TEL: 212 354 5656 FAX: 212 354 5668

GEOTECHNICAL ENGINEERS:
Langan Engineering & Environmental Services
21 Penn Plaza - 360 West 31st Street, 8th Floor
New York, NY 10001-2727
TEL: 212 479 5400 FAX: 212 479 5444

CODE CONSULTANTS:
Construction Consulting Associates
100 Church Street
New York, NY 10007
TEL: 212 385 1818 FAX: 212 385 1911

CURTAINWALL CONSULTANT:
AJLP Consulting
40 Worth Street. Suite 826
New York, NY 10013
TEL: 212 757 5659 FAX: 646 219 8508

LANDMARK/PRESERVATION CONSULTANT:
Jan Hird Pokorny Associates, Inc.
39 West 37th Street, 12A
New York, NY 10018
TEL: 212 759 6462 FAX: 212 759 6540

No.	DESCRIPTION	DATE
1	CD PROGRESS ISSUE 1	15 OCT 14
2	CD PROGRESS ISSUE 2	19 DEC 14
3	D.O.B. SUBMISSION	18 FEB 15
4	CD PROGRESS ISSUE 3	09 MAR 15
	D.O.B. SUBMISSION	27 APR 15
5	CD PROGRESS ISSUE 4	01 JUN 15
6	CD PROGRESS ISSUE 5	10 AUG 15
	D.O.B. AMENDMENT 2	21 SEP 15

0 2' - 0" 4' - 0" 8' - 0"

NOT FOR BID/CONSTRUCTION

Discrepancies must be reported immediately to the Architect before proceeding. Only figured dimensions are to be used. Contractors must check all dimensions on site. This drawing is protected by copyright.

ALL DIMENSIONS ARE SHOWN IN IMPERIAL.

CONSULTANT:

AAI ARCHITECTS, P.C.

PROJECT:

217 WEST 57TH STREET
NEW YORK, NY

DRAWING TITLE:

SUB CELLAR 3 PART PLAN (SOUTH-WEST) (MFD-SUBCELLAR 3)

SEAL & SIGNATURE:

REGISTERED ARCHITECT ANDRE DAVID JAKSER 022883 STATE OF NEW YORK

DATE:	15 OCT 14
PROJECT No:	1216-00
DRAWN: Author	REV: 6
CHK: Checker	
SCALE: 1/4" = 1'-0"	
DWG No:	A-404.01
DOB PAGE No:	269 of 569

DOB EMPLOYEE STAMP:

DOB B-SCAN:

36" x 48" Arch E SHEET SIZE
FILE NAME: C:\Revit Local Files\EXTELL-856-AAI-TWR-CNF_kuzbarm.rvt
PLOT DATE: 9/22/2015 9:51:13 AM

DEPT OF BLDGS 421263825 Job Number
E351957755 Scan Code

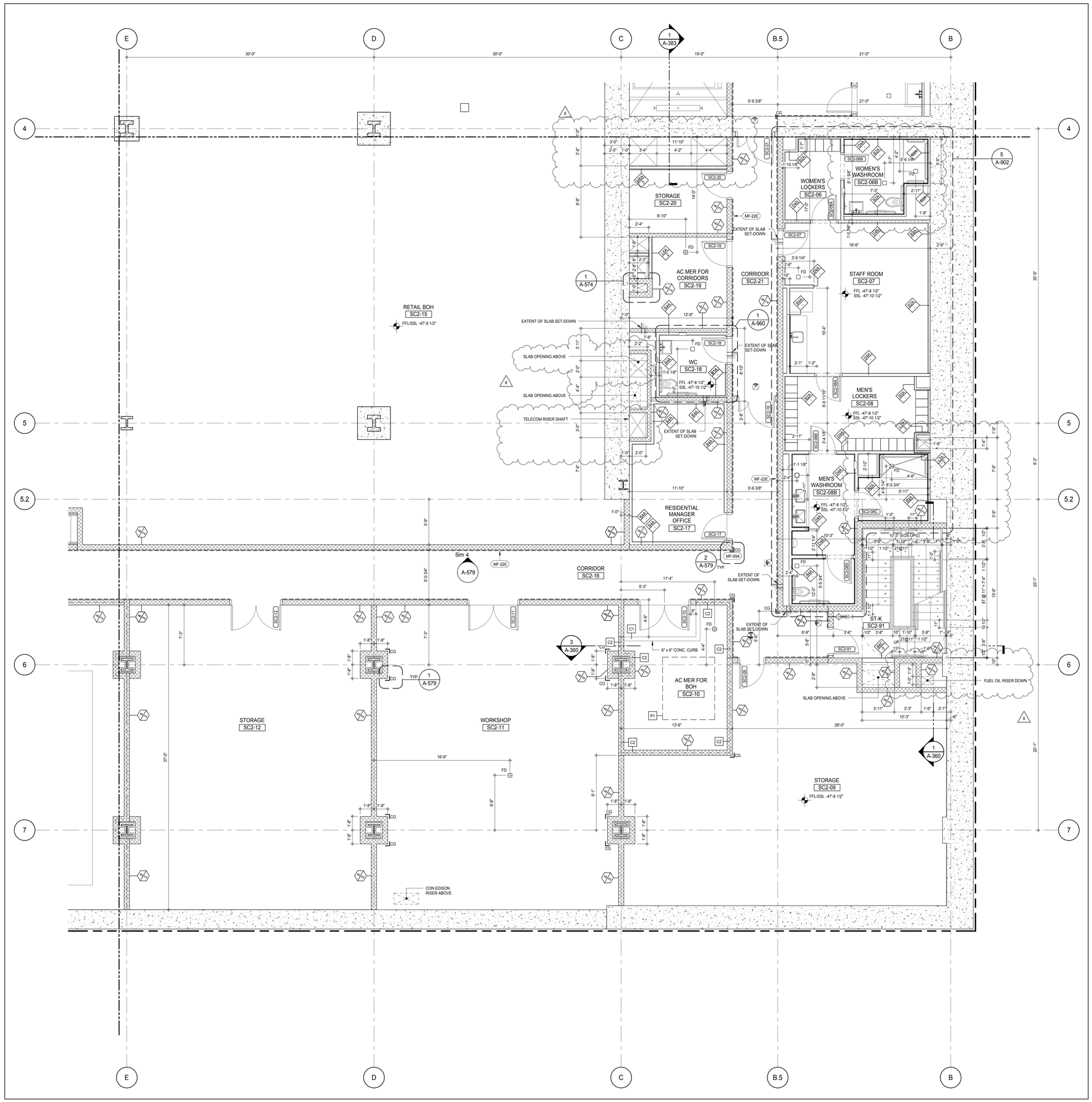

SHEET NOTES:

C1 DASHED LINE DENOTES EXTENT OF 6" HIGH C.I.P. CONCRETE CURB. WIDTH TO MATCH PARTITION UNLESS OTHERWISE NOTED

C2 DASHED LINE DENOTES EXTENT OF 8" HIGH C.I.P. CONCRETE CURB. WIDTH TO MATCH PARTITION UNLESS OTHERWISE NOTED

C3 DASHED LINE DENOTES EXTENT OF 8" HIGH CEMENT BOARD BASE CURB. REFER TO SECTION DETAIL (9) ON SHEET (A-574).

P1 CONCRETE HOUSEKEEPING PAD, HEIGHT, SIZE AND LOCATION TO BE COORDINATED WITH MECHANICAL DRAWINGS.

EDGE OF SLAB IS 11" FROM FACE OF GLASS UNLESS OTHERWISE STATED AND/OR AT SHEAR WALL CONDITIONS.

KEYNOTE LEGEND:

TAG #	DESCRIPTION
MF-09A	CORNER GUARD (CG) - GALVANIZED
MF-22E	WAINSCOT PANEL - ALUMINUM

KEY PLAN:

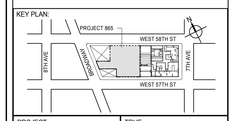

PROJECT NORTH / TRUE NORTH

DEVELOPER:
EXTELL DEVELOPMENT COMPANY
805 THIRD AVENUE, 7TH FLOOR
New York, NY 10022 USA
TEL: 212 712 6000 FAX: 212 712 6100

DESIGN ARCHITECT: Base Building Shell & Core
ADRIAN SMITH + GORDON GILL ARCHITECTURE
111 WEST MONROE STREET SUITE 2300
CHICAGO IL 60603
TEL: 312 920 1888 FAX: 312 920 1775

INTERIOR DESIGNER: Residential
Rottet Architecture and Design Studio, PLLC
298 Fifth Ave, 7th Floor
New York, NY 10001
TEL: 646 998 7000 FAX:

ARCHITECT OF RECORD: Base Building Shell, Core, & Residential
AAI ARCHITECTS, P.C.
401 Wellington St. W., 3rd Floor
Toronto, ON M5V 1E7 Canada
TEL: 416 967 1500 FAX: 416 967 7150

STRUCTURAL ENGINEERS:
WSP CANTOR SEINUK
228 EAST 45th Street
New York, NY 10017 USA
TEL: 212 687 9888 FAX: 646 487 5501

MEP ENGINEERS:
AKF GROUP
165 Broadway, 22nd Floor
New York, NY 10006 USA
TEL: 212 354 5656 FAX: 212 354 5668

GEOTECHNICAL ENGINEERS:
Langan Engineering & Environmental Services
21 Penn Plaza - 360 West 31st Street, 8th Floor
New York, NY 10001-2727
TEL: 212 479 5400 FAX: 212 479 5444

CODE CONSULTANTS:
Construction Consulting Associates
100 Church Street
New York, NY 10007
TEL: 212 385 1818 FAX: 212 385 1911

CURTAINWALL CONSULTANT:
AJLP Consulting
40 Worth Street. Suite 826
New York, NY 10013
TEL: 212 757 5659 FAX: 646 219 8508

LANDMARK/PRESERVATION CONSULTANT:
Jan Hird Pokorny Associates, Inc.
39 West 37th Street, 12A
New York, NY 10018
TEL: 212 759 6462 FAX: 212 759 6540

No.	DESCRIPTION	DATE
1	CD PROGRESS ISSUE 1	15 OCT 14
2	CD PROGRESS ISSUE 2	19 DEC 14
3	D.O.B. SUBMISSION	18 FEB 15
4	CD PROGRESS ISSUE 3	09 MAR 15
	D.O.B. SUBMISSION	27 APR 15
5	CD PROGRESS ISSUE 4	01 JUN 15
6	CD PROGRESS ISSUE 5	10 AUG 15
	D.O.B. AMENDMENT 2	21 SEP 15

0 2' - 0" 4' - 0" 8' - 0"

NOT FOR BID/CONSTRUCTION

Discrepancies must be reported immediately to the Architect before proceeding. Only figured dimensions are to be used. Contractors must check all dimensions on site. This drawing is protected by copyright.

ALL DIMENSIONS ARE SHOWN IN IMPERIAL.

CONSULTANT: AAI ARCHITECTS, P.C.

PROJECT:
217 WEST 57TH STREET
NEW YORK, NY

DRAWING TITLE:
SUB CELLAR 2 PART PLAN
(SOUTH-EAST) (MFD-SUBCELLAR 2)

SEAL & SIGNATURE: REGISTERED ARCHITECT RENE DAVID JAGER 028883 STATE OF NEW YORK

DATE:	15 OCT 14
PROJECT No:	1216-00
DRAWN: Author	REV:
CHK: Checker	6
SCALE: 1/4" = 1'-0"	
DWG No:	A-407.01
DOB PAGE No:	270 of 569

DOB EMPLOYEE STAMP: DOB B-SCAN:

36" x 48" Arch E SHEET SIZE
FILE NAME: C:\Revit Local Files\EXTELL-865-AAI-TWR-CNF_hudsonv.rvt
PLOT DATE: 9/8/2015 9:53:54 AM

DEPT OF BLDGS 421208305 Job Number
E355174914 Scan Code

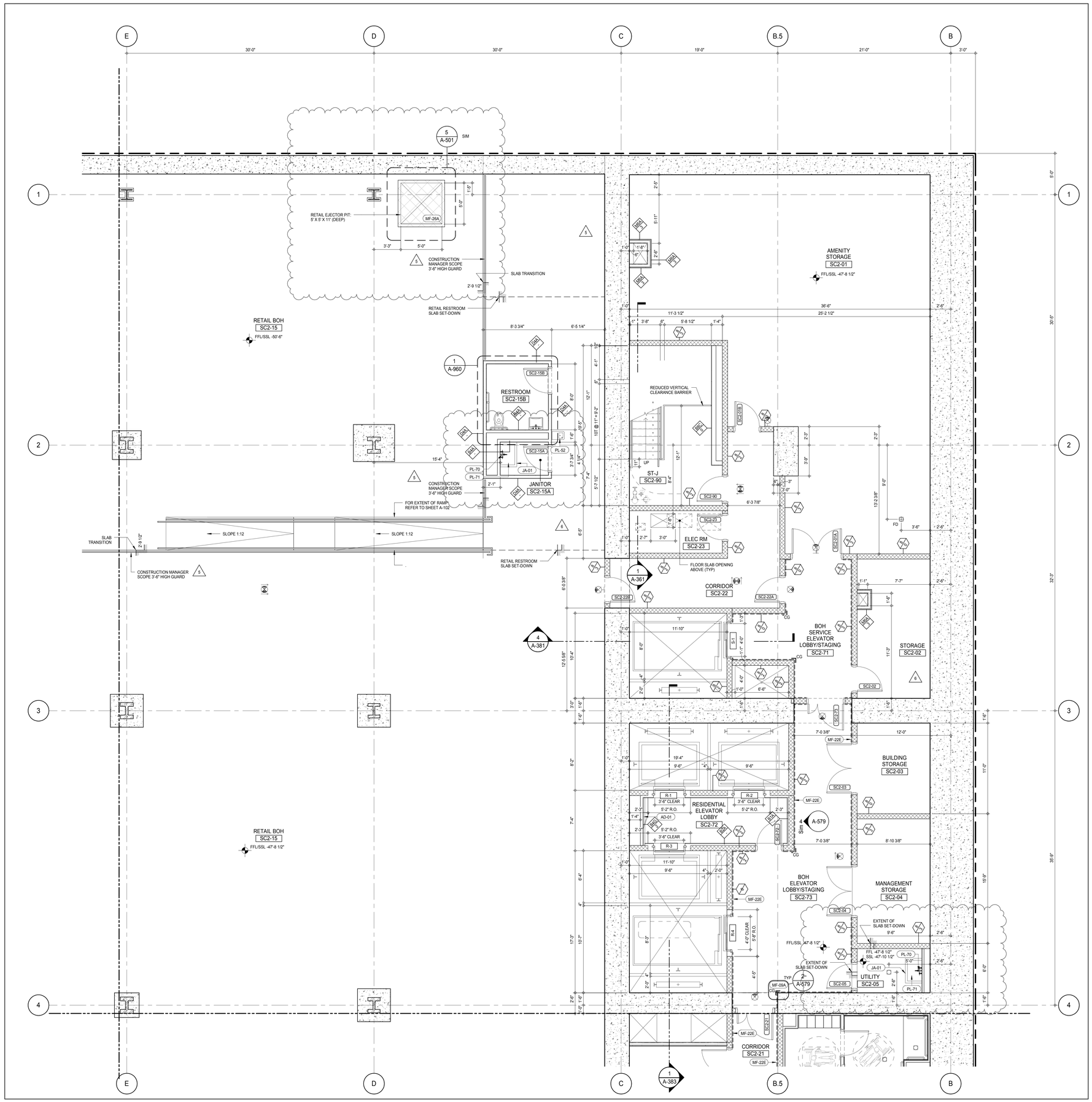

SHEET NOTES:

C1 DASHED LINE DENOTES EXTENT OF 6" HIGH C.I.P. CONCRETE CURB. WIDTH TO MATCH PARTITION UNLESS OTHERWISE NOTED

C2 DASHED LINE DENOTES EXTENT OF 8" HIGH C.I.P. CONCRETE CURB. WIDTH TO MATCH PARTITION UNLESS OTHERWISE NOTED

C3 DASHED LINE DENOTES EXTENT OF 8" HIGH CEMENT BOARD BASE CURB. REFER TO SECTION DETAIL (9) ON SHEET (A-574).

P1 CONCRETE HOUSEKEEPING PAD, HEIGHT, SIZE AND LOCATION TO BE COORDINATED WITH MECHANICAL DRAWINGS.

EDGE OF SLAB IS 11" FROM FACE OF GLASS UNLESS OTHERWISE STATED AND/OR AT SHEAR WALL CONDITIONS.

KEYNOTE LEGEND:

TAG #	DESCRIPTION
AD-01	ACCESS DOOR FLUSH RATED
JA-01	MOP BRACKET
MF-09A	CORNER GUARD (CG) - GALVANIZED
MF-22E	WAINSCOT PANEL - ALUMINUM
MF-26A	COVER PLATE - GALVANIZED
PL-52	ADA WALL MOUNTED DRINKING FOUNTAIN
PL-70	SERVICE - SINK FAUCET
PL-71	MOP SERVICE BASIN

KEY PLAN:

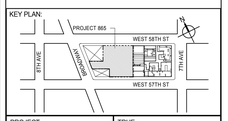

PROJECT NORTH | TRUE NORTH

DEVELOPER:
EXTELL DEVELOPMENT COMPANY
805 THIRD AVENUE, 7TH FLOOR
New York, NY 10022 USA
TEL: 212 712 6000 FAX: 212 712 6100

DESIGN ARCHITECT: Base Building Shell & Core
ADRIAN SMITH + GORDON GILL ARCHITECTURE
111 WEST MONROE STREET SUITE 2300
CHICAGO IL 60603
TEL: 312 920 1888 FAX: 312 920 1775

INTERIOR DESIGNER: Residential
Rottet Architecture and Design Studio, PLLC
298 Fifth Ave, 7th Floor
New York, NY 10001
TEL: 646 998 7000 FAX:

ARCHITECT OF RECORD: Base Building Shell, Core, & Residential
AAI ARCHITECTS, P.C.
401 Wellington St. W., 3rd Floor
Toronto, ON M5V 1E7 Canada
TEL: 416 967 1500 FAX: 416 967 7150

STRUCTURAL ENGINEERS:
WSP CANTOR SEINUK
228 EAST 45th Street
New York, NY 10017 USA
TEL: 212 687 9888 FAX: 646 487 5501

MEP ENGINEERS:
AKF GROUP
165 Broadway, 22nd Floor
New York, NY 10006 USA
TEL: 212 354 5656 FAX: 212 354 5668

GEOTECHNICAL ENGINEERS:
Langan Engineering & Environmental Services
21 Penn Plaza - 360 West 31st Street, 8th Floor
New York, NY 10001-2727
TEL: 212 479 5400 FAX: 212 479 5444

CODE CONSULTANTS:
Construction Consulting Associates
100 Church Street
New York, NY 10007
TEL: 212 385 1818 FAX: 212 385 1911

CURTAINWALL CONSULTANT:
AJLP Consulting
40 Worth Street. Suite 826
New York, NY 10013
TEL: 212 757 5659 FAX: 646 219 8508

LANDMARK/PRESERVATION CONSULTANT:
Jan Hird Pokorny Associates, Inc.
39 West 37th Street, 12A
New York, NY 10018
TEL: 212 759 6462 FAX: 212 759 6540

No.	DESCRIPTION	DATE
1	CD PROGRESS ISSUE 1	15 OCT 14
2	CD PROGRESS ISSUE 2	19 DEC 14
3	D.O.B. SUBMISSION	18 FEB 15
4	CD PROGRESS ISSUE 3	09 MAR 15
	D.O.B. SUBMISSION	27 APR 15
5	CD PROGRESS ISSUE 4	01 JUN 15
6	CD PROGRESS ISSUE 5	10 AUG 15
	D.O.B. AMENDMENT 2	21 SEP 15

0 2'-0" 4'-0" 8'-0"

NOT FOR BID/CONSTRUCTION

Discrepancies must be reported immediately to the Architect before proceeding. Only figured dimensions are to be used. Contractors must check all dimensions on site. This drawing is protected by copyright.

ALL DIMENSIONS ARE SHOWN IN IMPERIAL.

CONSULTANT: AAI ARCHITECTS, P.C.

PROJECT:
217 WEST 57TH STREET
NEW YORK, NY

DRAWING TITLE:
SUB CELLAR 2 PART PLAN (NORTH-EAST) (MFD-SUBCELLAR 2)

SEAL & SIGNATURE: REGISTERED ARCHITECT ANDRE DAVID JAKER 028863 STATE OF NEW YORK

DATE:	15 OCT 14
PROJECT No:	1216-00
DRAWN: Author	REV:
CHK: Checker	6
SCALE: 1/4" = 1'-0"	
DWG No:	A-408.01
DOB PAGE No:	271 of 569

DOB EMPLOYEE STAMP: DOB B-SCAN:

36" x 48" Arch E SHEET SIZE
FILE NAME: C:\Revit Local Files\EXTELL-865-AAI-TWR-CNF_kadams.rvt
PLOT DATE: 9/28/2015 9:51:51 AM

DEPT OF BLDGS 421263505 Job Number
E351796735515 Scan Code

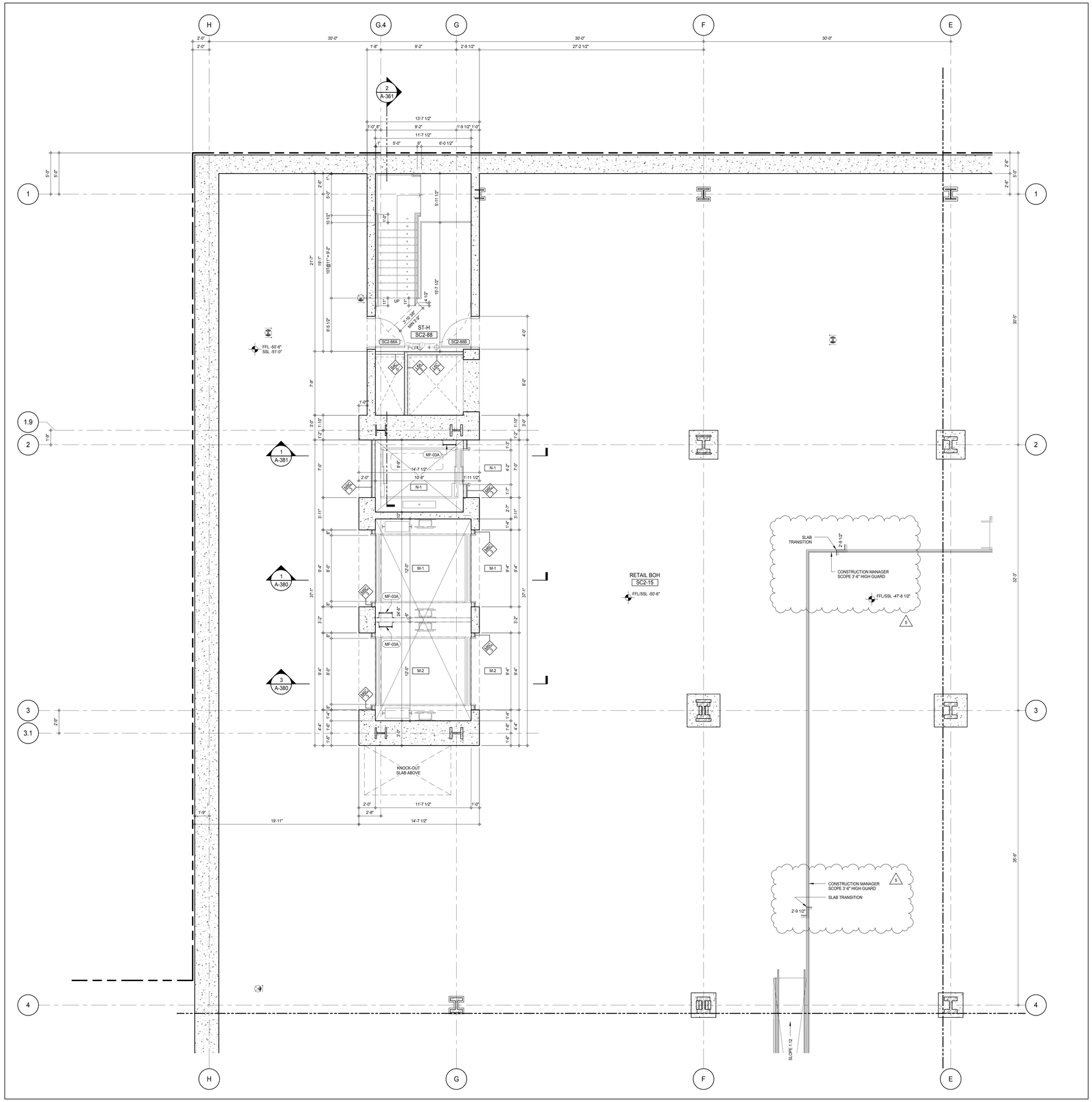

SHEET NOTES:

C1 DASHED LINE DENOTES EXTENT OF 6" HIGH C.I.P. CONCRETE CURB. WIDTH TO MATCH PARTITION UNLESS OTHERWISE NOTED

C2 DASHED LINE DENOTES EXTENT OF 8" HIGH C.I.P. CONCRETE CURB. WIDTH TO MATCH PARTITION UNLESS OTHERWISE NOTED

C3 DASHED LINE DENOTES EXTENT OF 8" HIGH CEMENT BOARD BASE CURB. REFER TO SECTION DETAIL (9) ON SHEET (A-574).

P1 CONCRETE HOUSEKEEPING PAD, HEIGHT, SIZE AND LOCATION TO BE COORDINATED WITH MECHANICAL DRAWINGS.

EDGE OF SLAB IS 11" FROM FACE OF GLASS UNLESS OTHERWISE STATED AND/OR AT SHEAR WALL CONDITIONS.

KEYNOTE LEGEND:

TAG #	DESCRIPTION
AD-02A	ACCESS DOOR FLUSH NON RATED 24" x 24"
MF-03A	LADDER - GALVANIZED

KEY PLAN:

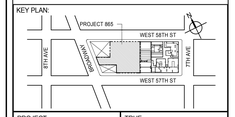

PROJECT NORTH

TRUE NORTH

DEVELOPER:
EXTELL DEVELOPMENT COMPANY
805 THIRD AVENUE, 7TH FLOOR
New York, NY 10022 USA
TEL: 212 712 6000 FAX: 212 712 6100

DESIGN ARCHITECT: Base Building Shell & Core
ADRIAN SMITH + GORDON GILL ARCHITECTURE
111 WEST MONROE STREET SUITE 2300
CHICAGO IL 60603
TEL: 312 920 1888 FAX: 312 920 1775

INTERIOR DESIGNER: Residential
Rottet Architecture and Design Studio, PLLC
298 Fifth Ave, 7th Floor
New York, NY 10001
TEL: 646 998 7000 FAX:

ARCHITECT OF RECORD: Base Building Shell, Core, & Residential
AAI ARCHITECTS, P.C.
401 Wellington St. W., 3rd Floor
Toronto, ON M5V 1E7 Canada
TEL: 416 967 1500 FAX: 416 967 7150

STRUCTURAL ENGINEERS:
WSP CANTOR SEINUK
228 EAST 45th Street
New York, NY 10017 USA
TEL: 212 687 9888 FAX: 646 487 5501

MEP ENGINEERS:
AKF GROUP
165 Broadway, 22nd Floor
New York, NY 10006 USA
TEL: 212 354 5656 FAX: 212 354 5668

GEOTECHNICAL ENGINEERS:
Langan Engineering & Environmental Services
21 Penn Plaza - 360 West 31st Street, 8th Floor
New York, NY 10001-2727
TEL: 212 479 5400 FAX: 212 479 5444

CODE CONSULTANTS:
Construction Consulting Associates
100 Church Street
New York, NY 10007
TEL: 212 385 1818 FAX: 212 385 1911

CURTAINWALL CONSULTANT:
AJLP Consulting
40 Worth Street. Suite 826
New York, NY 10013
TEL: 212 757 5659 FAX: 646 219 8508

LANDMARK/PRESERVATION CONSULTANT:
Jan Hird Pokorny Associates, Inc.
39 West 37th Street, 12A
New York, NY 10018
TEL: 212 759 6462 FAX: 212 759 6540

No.	DESCRIPTION	DATE
1	CD PROGRESS ISSUE 1	15 OCT 14
2	CD PROGRESS ISSUE 2	19 DEC 14
3	D.O.B. SUBMISSION	18 FEB 15
4	CD PROGRESS ISSUE 3	09 MAR 15
	D.O.B. SUBMISSION	27 APR 15
5	CD PROGRESS ISSUE 4	01 JUN 15
6	CD PROGRESS ISSUE 5	10 AUG 15
	D.O.B. AMENDMENT 2	21 SEP 15

0 2' - 0" 4' - 0" 8' - 0"

NOT FOR BID/CONSTRUCTION

Discrepancies must be reported immediately to the Architect before proceeding. Only figured dimensions are to be used. Contractors must check all dimensions on site. This drawing is protected by copyright.

ALL DIMENSIONS ARE SHOWN IN IMPERIAL.

CONSULTANT:
AAI ARCHITECTS, P.C.

PROJECT:
217 WEST 57TH STREET
NEW YORK, NY

DRAWING TITLE:
SUB CELLAR 2 PART PLAN
(NORTH-WEST) (MFD-SUBCELLAR 2)

SEAL & SIGNATURE:
REGISTERED ARCHITECT
ROBERT DAVID JAMES
028885
STATE OF NEW YORK

DATE:	15 OCT 14
PROJECT No:	1216-00
DRAWN: Author	REV: 6
CHK: Checker	
SCALE: 1/4" = 1'-0"	
DWG No:	A-409.01
DOB PAGE No:	272 of 569

DOB EMPLOYEE STAMP:

DOB B-SCAN:

36" x 48" Arch E SHEET SIZE
FILE NAME: C:\Revit Local Files\EXTELL-865-AAI-TWR-CNF_Jupiter.rvt
PLOT DATE: 9/28/2015 10:52:19 AM

DEPT OF BLDGS 421258305 Job Number
E366821123B Scan Code

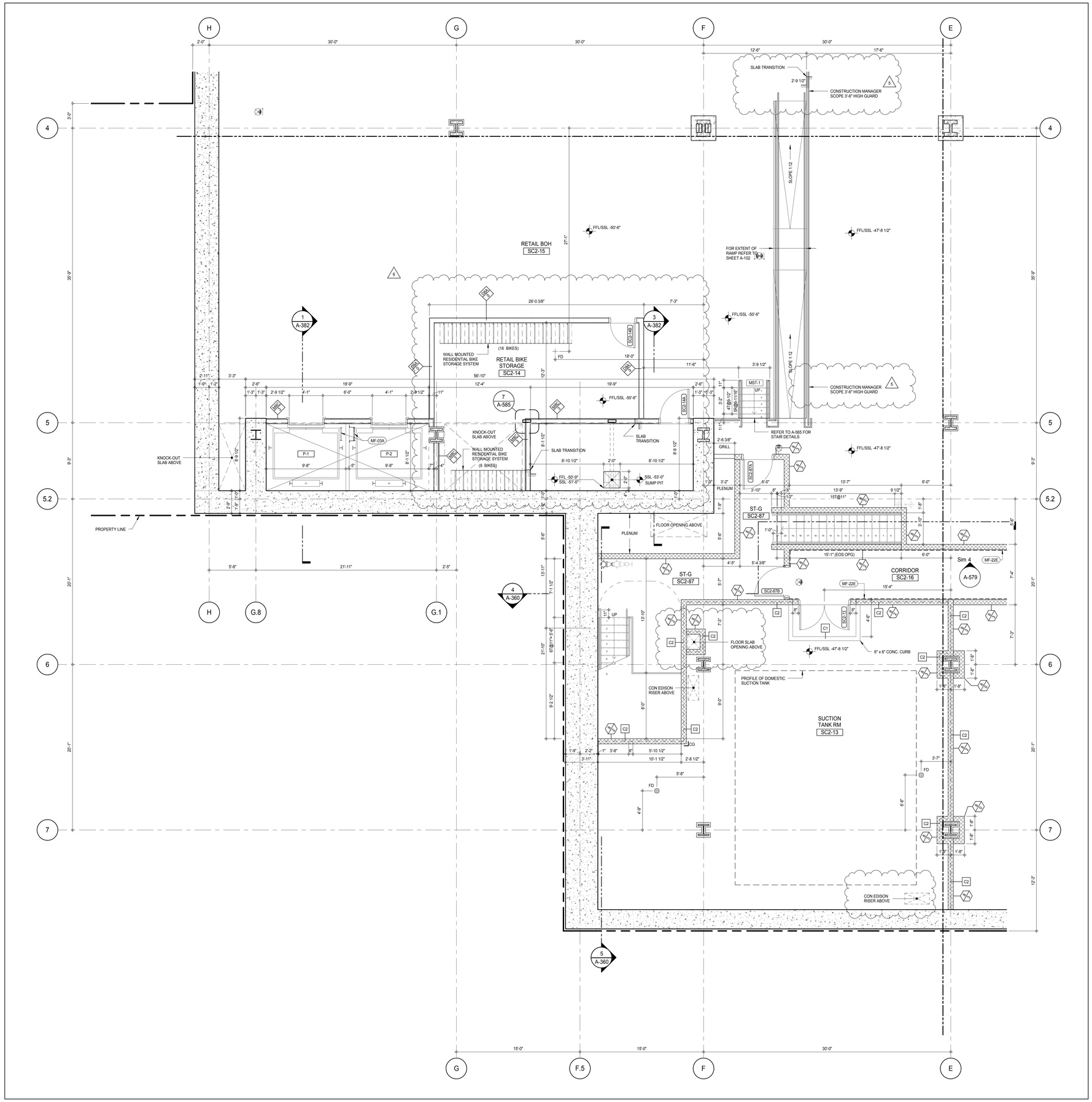

SHEET NOTES:

C1 DASHED LINE DENOTES EXTENT OF 6" HIGH C.I.P. CONCRETE CURB. WIDTH TO MATCH PARTITION UNLESS OTHERWISE NOTED

C2 DASHED LINE DENOTES EXTENT OF 8" HIGH C.I.P. CONCRETE CURB. WIDTH TO MATCH PARTITION UNLESS OTHERWISE NOTED

C3 DASHED LINE DENOTES EXTENT OF 8" HIGH CEMENT BOARD BASE CURB. REFER TO SECTION DETAIL (9) ON SHEET (A-574).

P1 CONCRETE HOUSEKEEPING PAD, HEIGHT, SIZE AND LOCATION TO BE COORDINATED WITH MECHANICAL DRAWINGS.

EDGE OF SLAB IS 11" FROM FACE OF GLASS UNLESS OTHERWISE STATED AND/OR AT SHEAR WALL CONDITIONS.

KEYNOTE LEGEND:

TAG #	DESCRIPTION
MF-03A	LADDER - GALVANIZED
MF-22E	WAINSCOT PANEL - ALUMINUM

KEY PLAN:

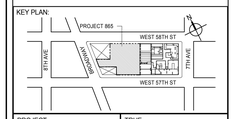

PROJECT NORTH / TRUE NORTH

DEVELOPER:
EXTELL DEVELOPMENT COMPANY
805 THIRD AVENUE, 7TH FLOOR
New York, NY 10022 USA
TEL: 212 712 6000 FAX: 212 712 6100

DESIGN ARCHITECT: Base Building Shell & Core
ADRIAN SMITH + GORDON GILL ARCHITECTURE
111 WEST MONROE STREET SUITE 2300
CHICAGO IL 60603
TEL: 312 920 1888 FAX: 312 920 1775

INTERIOR DESIGNER: Residential
Rottet Architecture and Design Studio, PLLC
298 Fifth Ave, 7th Floor
New York, NY 10001
TEL: 646 998 7000 FAX:

ARCHITECT OF RECORD: Base Building Shell, Core, & Residential
AAI ARCHITECTS, P.C.
401 Wellington St. W., 3rd Floor
Toronto, ON M5V 1E7 Canada
TEL: 416 967 1500 FAX: 416 967 7150

STRUCTURAL ENGINEERS:
WSP CANTOR SEINUK
228 EAST 45th Street
New York, NY 10017 USA
TEL: 212 687 9888 FAX: 646 487 5501

MEP ENGINEERS:
AKF GROUP
165 Broadway, 22nd Floor
New York, NY 10006 USA
TEL: 212 354 5656 FAX: 212 354 5668

GEOTECHNICAL ENGINEERS:
Langan Engineering & Environmental Services
21 Penn Plaza - 360 West 31st Street, 8th Floor
New York, NY 10001-2727
TEL: 212 479 5400 FAX: 212 479 5444

CODE CONSULTANTS:
Construction Consulting Associates
100 Church Street
New York, NY 10007
TEL: 212 385 1818 FAX: 212 385 1911

CURTAINWALL CONSULTANT:
AJLP Consulting
40 Worth Street. Suite 826
New York, NY 10013
TEL: 212 757 5659 FAX: 646 219 8508

LANDMARK/PRESERVATION CONSULTANT:
Jan Hird Pokorny Associates, Inc.
39 West 37th Street, 12A
New York, NY 10018
TEL: 212 759 6462 FAX: 212 759 6540

No.	DESCRIPTION	DATE
1	CD PROGRESS ISSUE 1	15 OCT 14
2	CD PROGRESS ISSUE 2	19 DEC 14
3	D.O.B. SUBMISSION	18 FEB 15
4	CD PROGRESS ISSUE 3	09 MAR 15
	D.O.B. SUBMISSION	27 APR 15
5	CD PROGRESS ISSUE 4	01 JUN 15
6	CD PROGRESS ISSUE 5	10 AUG 15
	D.O.B. AMENDMENT 2	21 SEP 15

0 2' - 0" 4' - 0" 8' - 0"

NOT FOR BID/CONSTRUCTION

Discrepancies must be reported immediately to the Architect before proceeding. Only figured dimensions are to be used. Contractors must check all dimensions on site. This drawing is protected by copyright.

ALL DIMENSIONS ARE SHOWN IN IMPERIAL.

CONSULTANT: AAI ARCHITECTS, P.C.

PROJECT:
217 WEST 57TH STREET
NEW YORK, NY

DRAWING TITLE:
SUB CELLAR 2 PART PLAN
(SOUTH-WEST) (MFD-SUBCELLAR 2)

SEAL & SIGNATURE: REGISTERED ARCHITECT WAYNE DAVID JAKRAY No. 028881 STATE OF NEW YORK

DATE:	15 OCT 14
PROJECT No:	1216-00
DRAWN: Author	REV:
CHK: Checker	6
SCALE: 1/4" = 1'-0"	
DWG No:	A-410.01
DOB PAGE No:	273 of 569

DOB EMPLOYEE STAMP: DOB B-SCAN:

36" x 48" Arch E SHEET SIZE
FILE NAME: C:\Revit Local Files\EXTELL-865-AAI-TWR-CNF_bulletin.rvt
PLOT DATE: 8/20/2015 9:52:29 AM

DEPT OF BLDGS 121267505 Job Number
E290345503PS Scan Code

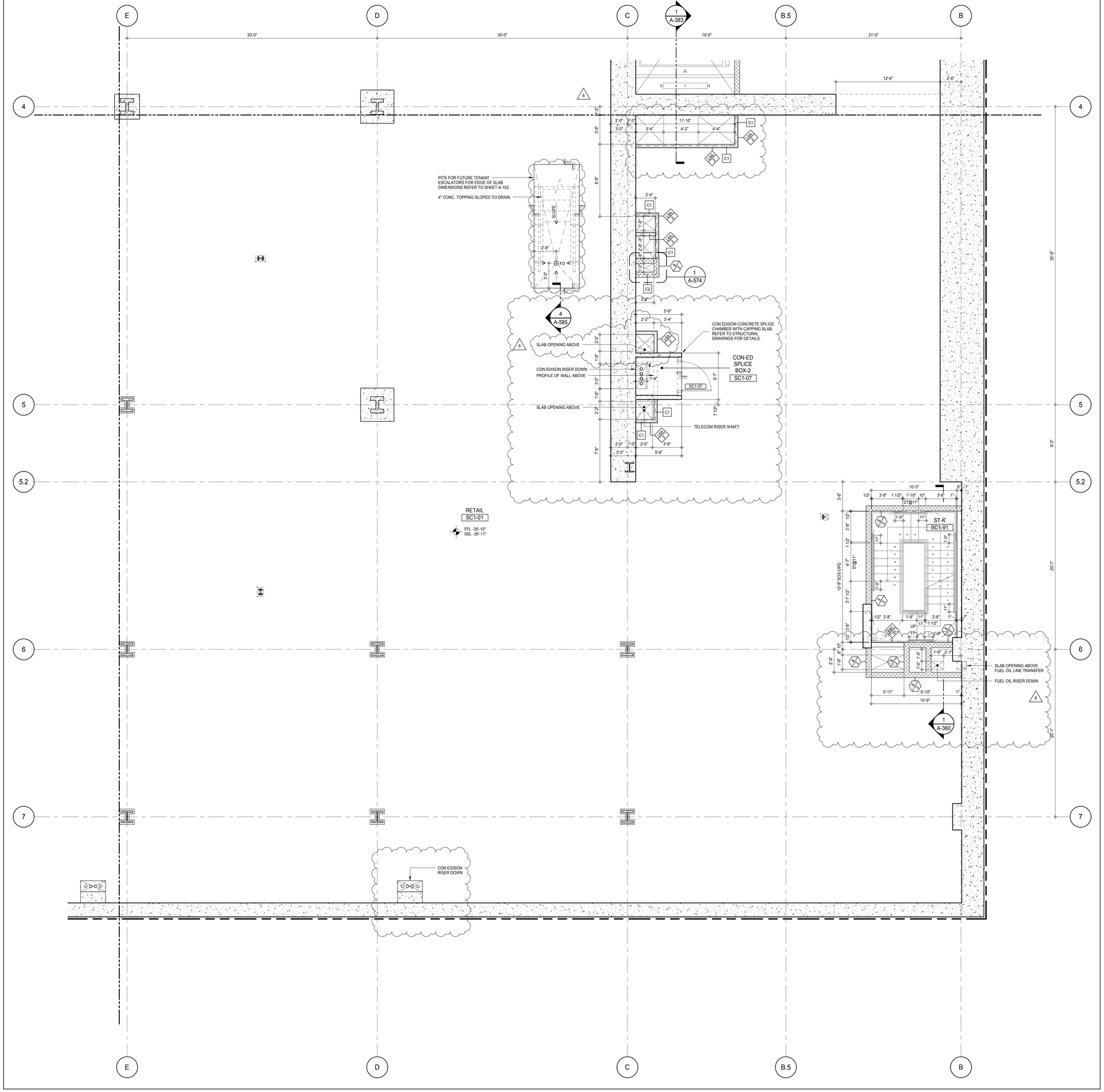

SHEET NOTES:

C1 DASHED LINE DENOTES EXTENT OF 6" HIGH C.I.P. CONCRETE CURB. WIDTH TO MATCH PARTITION UNLESS OTHERWISE NOTED

C2 DASHED LINE DENOTES EXTENT OF 8" HIGH C.I.P. CONCRETE CURB. WIDTH TO MATCH PARTITION UNLESS OTHERWISE NOTED

C3 DASHED LINE DENOTES EXTENT OF 8" HIGH CEMENT BOARD BASE CURB. REFER TO SECTION DETAIL (9) ON SHEET (A-574).

P1 CONCRETE HOUSEKEEPING PAD, HEIGHT, SIZE AND LOCATION TO BE COORDINATED WITH MECHANICAL DRAWINGS.

T1 TOP OF EXISTING STRUCT. SLAB CUT OUT FOR FLOOR RECESSED SLIDING DOOR TRACK ONCE CONSTRUCTION IS COMPLETE.

EDGE OF SLAB IS 11" FROM FACE OF GLASS UNLESS OTHERWISE STATED AND/OR AT SHEAR WALL CONDITIONS.

TEMPORARY SHEAR WALL OPENINGS REQUIRED BY THE CONTRACTOR TO COMPLETE THE PROJECT ARE TO BE IN-FILLED TO MATCH THE WALLS REQUIREMENTS INCLUDING BUT NOT LIMITED TO FIRE RATING, ACOUSTIC PROPERTY, THERMAL PROPERTY, AIR/ VAPOR PERMEABILITY.

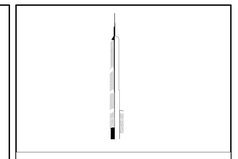

KEY PLAN:

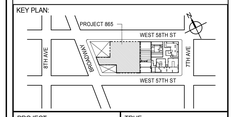

PROJECT NORTH

TRUE NORTH

DEVELOPER:
EXTELL DEVELOPMENT COMPANY
805 THIRD AVENUE, 7TH FLOOR
New York, NY 10022 USA
TEL: 212 712 6000 FAX: 212 712 6100

DESIGN ARCHITECT: Base Building Shell & Core
ADRIAN SMITH + GORDON GILL ARCHITECTURE
111 WEST MONROE STREET SUITE 2300
CHICAGO IL 60603
TEL: 312 920 1888 FAX: 312 920 1775

INTERIOR DESIGNER: Residential
Rottet Architecture and Design Studio, PLLC
298 Fifth Ave, 7th Floor
New York, NY 10001
TEL: 646 998 7000 FAX:

ARCHITECT OF RECORD: Base Building Shell, Core, & Residential
AAI ARCHITECTS, P.C.
401 Wellington St. W., 3rd Floor
Toronto, ON M5V 1E7 Canada
TEL: 416 967 1500 FAX: 416 967 7150

STRUCTURAL ENGINEERS:
WSP CANTOR SEINUK
228 EAST 45th Street
New York, NY 10017 USA
TEL: 212 687 9888 FAX: 646 487 5501

MEP ENGINEERS:
AKF GROUP
165 Broadway, 22nd Floor
New York, NY 10006 USA
TEL: 212 354 5656 FAX: 212 354 5668

GEOTECHNICAL ENGINEERS:
Langan Engineering & Environmental Services
21 Penn Plaza - 360 West 31st Street, 8th Floor
New York, NY 10001-2727
TEL: 212 479 5400 FAX: 212 479 5444

CODE CONSULTANTS:
Construction Consulting Associates
100 Church Street
New York, NY 10007
TEL: 212 385 1818 FAX: 212 385 1911

CURTAINWALL CONSULTANT:
AJLP Consulting
40 Worth Street. Suite 826
New York, NY 10013
TEL: 212 757 5659 FAX: 646 219 8508

LANDMARK/PRESERVATION CONSULTANT:
Jan Hird Pokorny Associates, Inc.
39 West 37th Street, 12A
New York, NY 10018
TEL: 212 759 6462 FAX: 212 759 6540

No.	DESCRIPTION	DATE
1	CD PROGRESS ISSUE 1	15 OCT 14
2	CD PROGRESS ISSUE 2	19 DEC 14
3	D.O.B. SUBMISSION	18 FEB 15
4	CD PROGRESS ISSUE 3	09 MAR 15
	D.O.B. SUBMISSION	27 APR 15
5	CD PROGRESS ISSUE 4	01 JUN 15
6	CD PROGRESS ISSUE 5	10 AUG 15
	D.O.B. AMENDMENT 2	21 SEP 15

0 2' - 0" 4' - 0" 8' - 0"

NOT FOR BID/CONSTRUCTION

Discrepancies must be reported immediately to the Architect before proceeding. Only figured dimensions are to be used. Contractors must check all dimensions on site. This drawing is protected by copyright.

ALL DIMENSIONS ARE SHOWN IN IMPERIAL.

CONSULTANT:

AAI ARCHITECTS, P.C.

PROJECT:

217 WEST 57TH STREET
NEW YORK, NY

DRAWING TITLE:

SUB CELLAR 1 PART PLAN (SOUTH-EAST) (MFD-SUBCELLAR 1)

SEAL & SIGNATURE:

REGISTERED ARCHITECT MICHAEL DAVID JANOSKY No. 028881 STATE OF NEW YORK

DATE:	15 OCT 14
PROJECT No:	1216-00
DRAWN: Author	REV:
CHK: Checker	6
SCALE: 1/4" = 1'-0"	
DWG No:	A-413.01
DOB PAGE No:	274 of 569

DOB EMPLOYEE STAMP:

DOB B-SCAN:

36" x 48" Arch E SHEET SIZE
FILE NAME: C:\Revit Local Files\EXTELL-865-AAI-THR-CNF_bulletin.rvt
PLOT DATE: 11/03/2015 2:18:51 PM

DEPT OF BLDGS 121253505 Job Number
E57 28259035 Scan Code

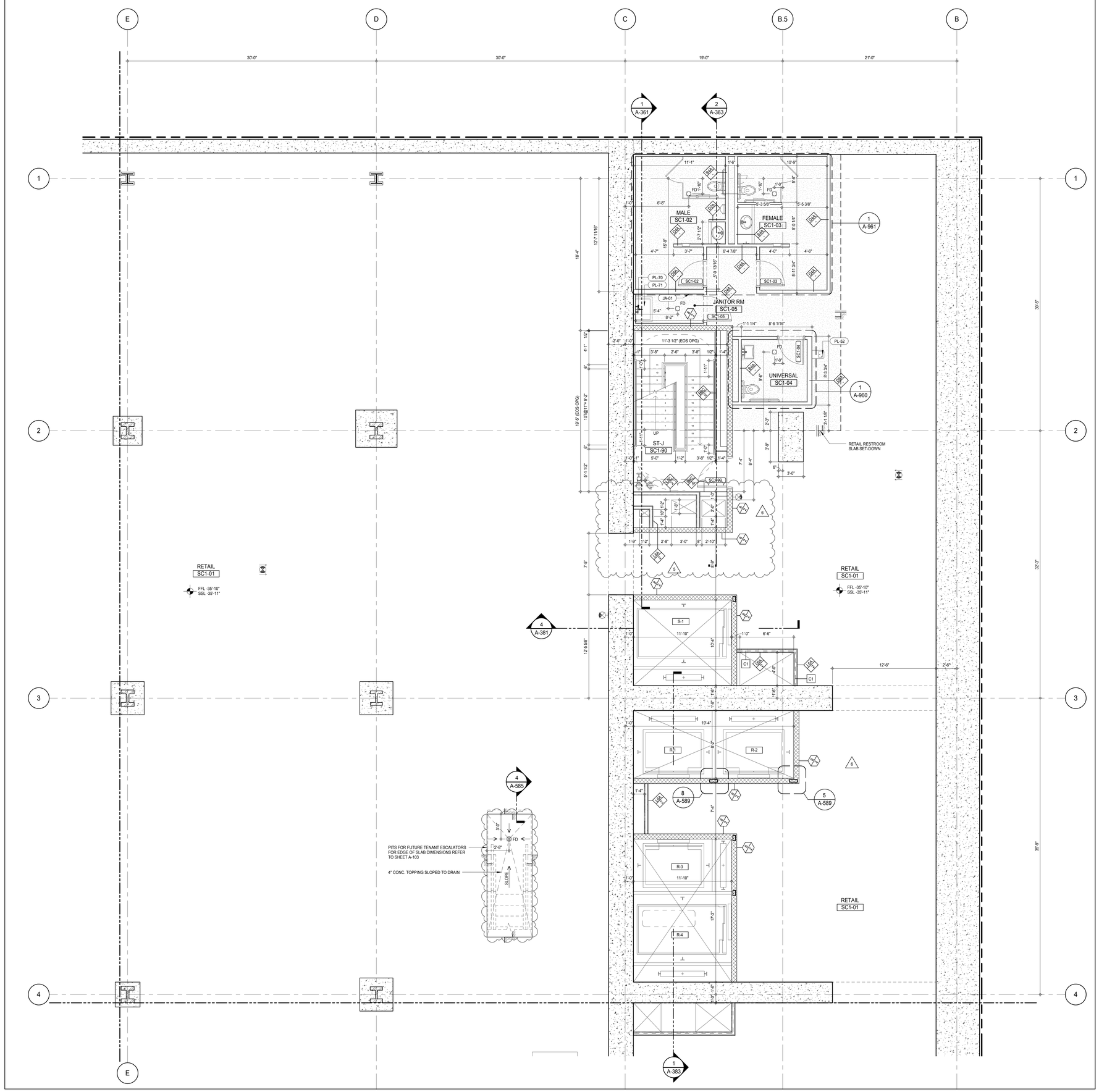

SHEET NOTES:

C1 DASHED LINE DENOTES EXTENT OF 6" HIGH C.I.P. CONCRETE CURB. WIDTH TO MATCH PARTITION UNLESS OTHERWISE NOTED

C2 DASHED LINE DENOTES EXTENT OF 8" HIGH C.I.P. CONCRETE CURB. WIDTH TO MATCH PARTITION UNLESS OTHERWISE NOTED

C3 DASHED LINE DENOTES EXTENT OF 8" HIGH CEMENT BOARD BASE CURB. REFER TO SECTION DETAIL (9) ON SHEET (A-574).

P1 CONCRETE HOUSEKEEPING PAD, HEIGHT, SIZE AND LOCATION TO BE COORDINATED WITH MECHANICAL DRAWINGS.

T1 TOP OF EXISTING STRUCT. SLAB CUT OUT FOR FLOOR RECESSED SLIDING DOOR TRACK ONCE CONSTRUCTION IS COMPLETE.

EDGE OF SLAB IS 11" FROM FACE OF GLASS UNLESS OTHERWISE STATED AND/OR AT SHEAR WALL CONDITIONS.

TEMPORARY SHEAR WALL OPENINGS REQUIRED BY THE CONTRACTOR TO COMPLETE THE PROJECT ARE TO BE IN-FILLED TO MATCH THE WALLS REQUIREMENTS INCLUDING BUT NOT LIMITED TO FIRE RATING, ACOUSTIC PROPERTY, THERMAL PROPERTY, AIR/ VAPOR PERMEABILITY.

KEYNOTE LEGEND:

TAG #	DESCRIPTION
JA-01	MOP BRACKET
PL-52	ADA WALL MOUNTED DRINKING FOUNTAIN
PL-70	SERVICE - SINK FAUCET
PL-71	MOP SERVICE BASIN

KEY PLAN:

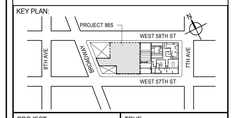

PROJECT NORTH

TRUE NORTH

DEVELOPER:
EXTELL DEVELOPMENT COMPANY
805 THIRD AVENUE, 7TH FLOOR
New York, NY 10022 USA
TEL: 212 712 6000 FAX: 212 712 6100

DESIGN ARCHITECT: Base Building Shell & Core
ADRIAN SMITH + GORDON GILL ARCHITECTURE
111 WEST MONROE STREET SUITE 2300
CHICAGO IL 60603
TEL: 312 920 1888 FAX: 312 920 1775

INTERIOR DESIGNER: Residential
Rottet Architecture and Design Studio, PLLC
298 Fifth Ave, 7th Floor
New York, NY 10001
TEL: 646 998 7000 FAX:

ARCHITECT OF RECORD: Base Building Shell, Core, & Residential
AAI ARCHITECTS, P.C.
401 Wellington St. W., 3rd Floor
Toronto, ON M5V 1E7 Canada
TEL: 416 967 1500 FAX: 416 967 7150

STRUCTURAL ENGINEERS:
WSP CANTOR SEINUK
228 EAST 45th Street
New York, NY 10017 USA
TEL: 212 687 9888 FAX: 646 487 5501

MEP ENGINEERS:
AKF GROUP
165 Broadway, 22nd Floor
New York, NY 10006 USA
TEL: 212 354 5656 FAX: 212 354 5668

GEOTECHNICAL ENGINEERS:
Langan Engineering & Environmental Services
21 Penn Plaza - 360 West 31st Street, 8th Floor
New York, NY 10001-2727
TEL: 212 479 5400 FAX: 212 479 5444

CODE CONSULTANTS:
Construction Consulting Associates
100 Church Street
New York, NY 10007
TEL: 212 385 1818 FAX: 212 385 1911

CURTAINWALL CONSULTANT:
AJLP Consulting
40 Worth Street. Suite 826
New York, NY 10013
TEL: 212 757 5659 FAX: 646 219 8508

LANDMARK/PRESERVATION CONSULTANT:
Jan Hird Pokorny Associates, Inc.
39 West 37th Street, 12A
New York, NY 10018
TEL: 212 759 6462 FAX: 212 759 6540

No.	DESCRIPTION	DATE
1	CD PROGRESS ISSUE 1	15 OCT 14
2	CD PROGRESS ISSUE 2	19 DEC 14
3	D.O.B. SUBMISSION	18 FEB 15
4	CD PROGRESS ISSUE 3	09 MAR 15
	D.O.B. SUBMISSION	27 APR 15
5	CD PROGRESS ISSUE 4	01 JUN 15
6	CD PROGRESS ISSUE 5	10 AUG 15
	D.O.B. AMENDMENT 2	21 SEP 15

0 2'-0" 4'-0" 8'-0"

NOT FOR BID/CONSTRUCTION

Discrepancies must be reported immediately to the Architect before proceeding. Only figured dimensions are to be used. Contractors must check all dimensions on site. This drawing is protected by copyright.

ALL DIMENSIONS ARE SHOWN IN IMPERIAL.

CONSULTANT:
AAI ARCHITECTS, P.C.

PROJECT:
217 WEST 57TH STREET
NEW YORK, NY

DRAWING TITLE:
SUB CELLAR 1 PART PLAN
(NORTH-EAST) (MFD-SUBCELLAR 1)

SEAL & SIGNATURE:
REGISTERED ARCHITECT ADRIAN DAVID SMITH No. 028881 STATE OF NEW YORK

DATE:	15 OCT 14
PROJECT No:	1216-00
DRAWN: Author	REV: 6
Chk: Checker	
SCALE: 1/4" = 1'-0"	
DWG No:	A-414.01
DOB PAGE No:	275 of 569

DOB EMPLOYEE STAMP:

DOB B-SCAN:

36" x 48" Arch E SHEET SIZE
FILE NAME: C:\Revit Local Files\EXTELL-865-AAI-TWR-CNE_hardarm.rvt
PLOT DATE: 11/19/2015 2:19:09 PM

DEPT OF BLDGS 421263605 Job Number
E303566526 Scan Code

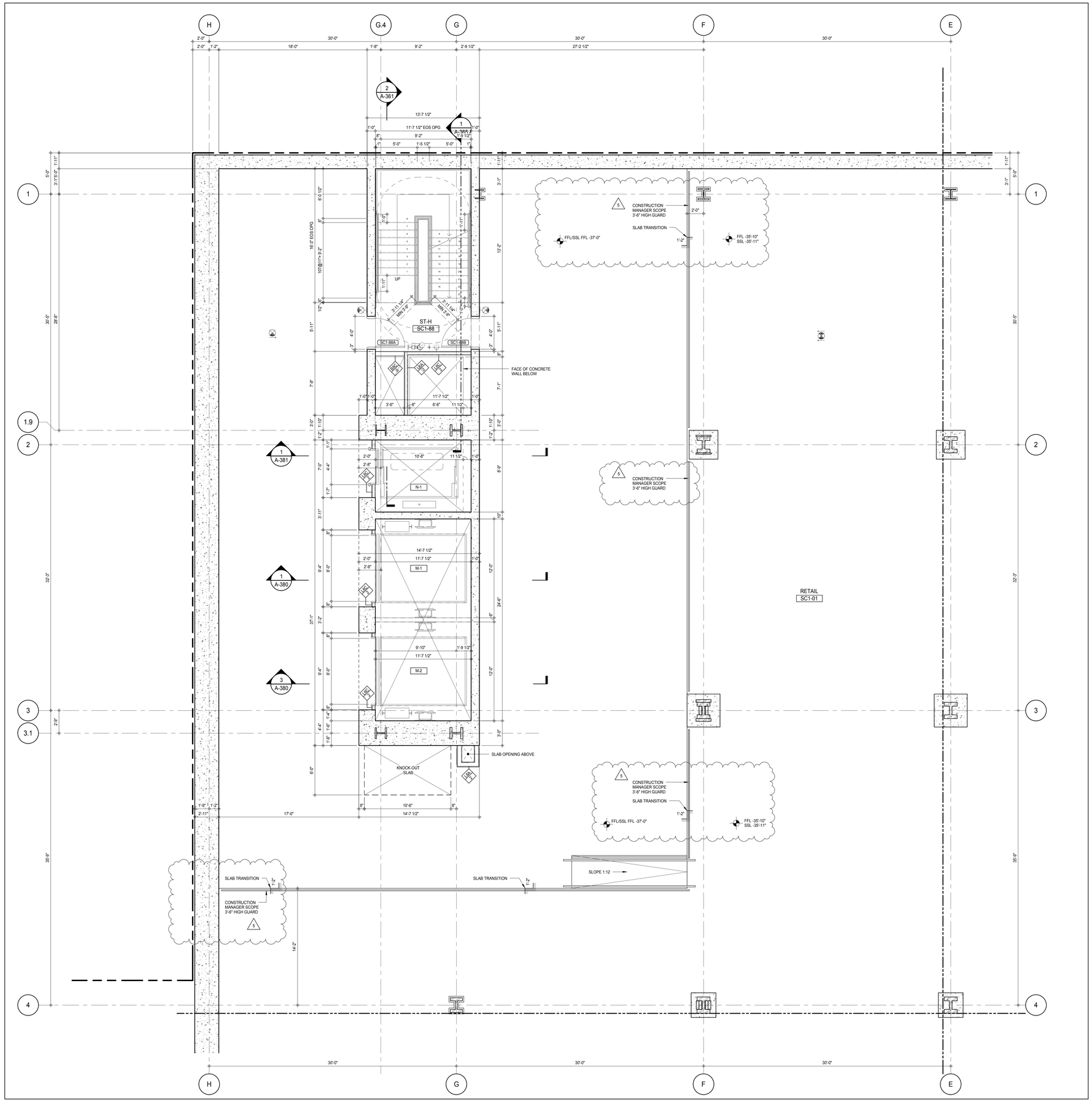

SHEET NOTES:

C1 DASHED LINE DENOTES EXTENT OF 6" HIGH C.I.P. CONCRETE CURB. WIDTH TO MATCH PARTITION UNLESS OTHERWISE NOTED

C2 DASHED LINE DENOTES EXTENT OF 8" HIGH C.I.P. CONCRETE CURB. WIDTH TO MATCH PARTITION UNLESS OTHERWISE NOTED

C3 DASHED LINE DENOTES EXTENT OF 8" HIGH CEMENT BOARD BASE CURB. REFER TO SECTION DETAIL (9) ON SHEET (A-574).

P1 CONCRETE HOUSEKEEPING PAD, HEIGHT, SIZE AND LOCATION TO BE COORDINATED WITH MECHANICAL DRAWINGS.

EDGE OF SLAB IS 11" FROM FACE OF GLASS UNLESS OTHERWISE STATED AND/OR AT SHEAR WALL CONDITIONS.

KEY PLAN:

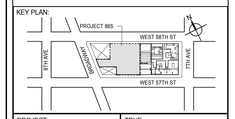

PROJECT NORTH

TRUE NORTH

DEVELOPER:
EXTELL DEVELOPMENT COMPANY
805 THIRD AVENUE, 7TH FLOOR
New York, NY 10022 USA
TEL: 212 712 6000 FAX: 212 712 6100

DESIGN ARCHITECT: Base Building Shell & Core
ADRIAN SMITH + GORDON GILL ARCHITECTURE
111 WEST MONROE STREET SUITE 2300
CHICAGO IL 60603
TEL: 312 920 1888 FAX: 312 920 1775

INTERIOR DESIGNER: Residential
Rottet Architecture and Design Studio, PLLC
298 Fifth Ave, 7th Floor
New York, NY 10001
TEL: 646 998 7000 FAX:

ARCHITECT OF RECORD: Base Building Shell, Core, & Residential
AAI ARCHITECTS, P.C.
401 Wellington St. W., 3rd Floor
Toronto, ON M5V 1E7 Canada
TEL: 416 967 1500 FAX: 416 967 7150

STRUCTURAL ENGINEERS:
WSP CANTOR SEINUK
228 EAST 45th Street
New York, NY 10017 USA
TEL: 212 687 9888 FAX: 646 487 5501

MEP ENGINEERS:
AKF GROUP
165 Broadway, 22nd Floor
New York, NY 10006 USA
TEL: 212 354 5656 FAX: 212 354 5668

GEOTECHNICAL ENGINEERS:
Langan Engineering & Environmental Services
21 Penn Plaza - 360 West 31st Street, 8th Floor
New York, NY 10001-2727
TEL: 212 479 5400 FAX: 212 479 5444

CODE CONSULTANTS:
Construction Consulting Associates
100 Church Street
New York, NY 10007
TEL: 212 385 1818 FAX: 212 385 1911

CURTAINWALL CONSULTANT:
AJLP Consulting
40 Worth Street. Suite 826
New York, NY 10013
TEL: 212 757 5659 FAX: 646 219 8508

LANDMARK/PRESERVATION CONSULTANT:
Jan Hird Pokorny Associates, Inc.
39 West 37th Street, 12A
New York, NY 10018
TEL: 212 759 6462 FAX: 212 759 6540

No.	DESCRIPTION	DATE
1	CD PROGRESS ISSUE 1	15 OCT 14
2	CD PROGRESS ISSUE 2	19 DEC 14
3	D.O.B. SUBMISSION	18 FEB 15
4	CD PROGRESS ISSUE 3	09 MAR 15
	D.O.B. SUBMISSION	27 APR 15
5	CD PROGRESS ISSUE 4	01 JUN 15
6	CD PROGRESS ISSUE 5	10 AUG 15
	D.O.B. AMENDMENT 2	21 SEP 15

0 2' - 0" 4' - 0" 8' - 0"

NOT FOR BID/CONSTRUCTION

Discrepancies must be reported immediately to the Architect before proceeding. Only figured dimensions are to be used. Contractors must check all dimensions on site. This drawing is protected by copyright.

ALL DIMENSIONS ARE SHOWN IN IMPERIAL.

CONSULTANT:
AAI ARCHITECTS, P.C.

PROJECT:
217 WEST 57TH STREET
NEW YORK, NY

DRAWING TITLE:
SUB CELLAR 1 PART PLAN
(NORTH-WEST) (MFD-SUBCELLAR 1)

SEAL & SIGNATURE:
REGISTERED ARCHITECT JAMES DAVID JARDINE AA 028881 STATE OF NEW YORK

DATE:	15 OCT 14
PROJECT No:	1216-00
DRAWN: Author	REV:
CHK: Checker	6
SCALE: 1/4" = 1'-0"	
DWG No:	A-415.01
DOB PAGE No:	276 of 569

DOB EMPLOYEE STAMP:

DOB B-SCAN:

36" x 48" Arch E SHEET SIZE
FILE NAME: C:\Revit Local Files\EXTELL-865-AAI-TVR-CNF_Jardinim.rvt
PLOT DATE: 9/22/2015 10:33:43 AM

DEPT OF BLDGS 421208305 Job Number
E397620595R1 Scan Code

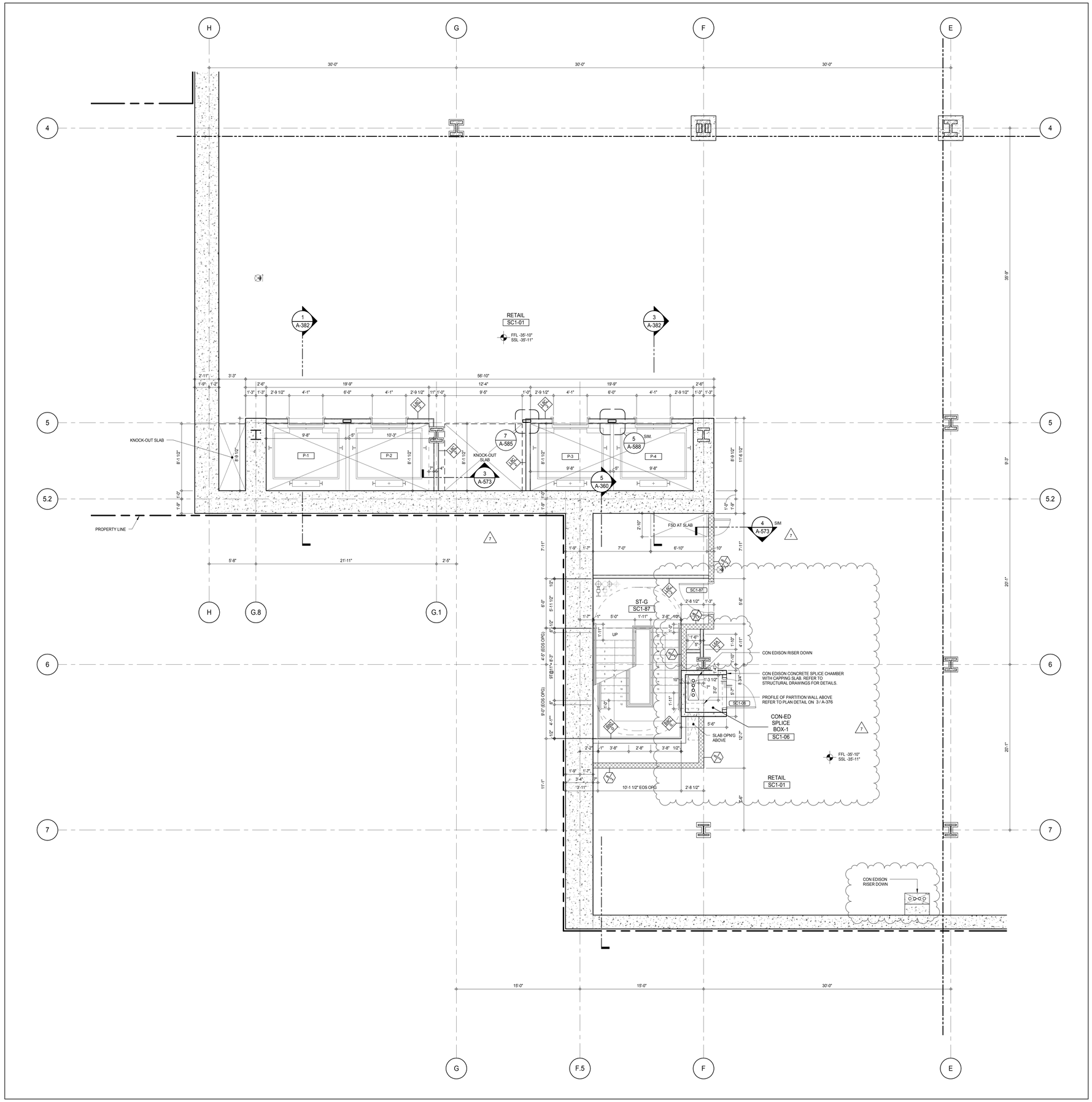

SHEET NOTES:

C1 DASHED LINE DENOTES EXTENT OF 6" HIGH C.I.P. CONCRETE CURB. WIDTH TO MATCH PARTITION UNLESS OTHERWISE NOTED

C2 DASHED LINE DENOTES EXTENT OF 8" HIGH C.I.P. CONCRETE CURB. WIDTH TO MATCH PARTITION UNLESS OTHERWISE NOTED

C3 DASHED LINE DENOTES EXTENT OF 8" HIGH CEMENT BOARD BASE CURB. REFER TO SECTION DETAIL (9) ON SHEET (A-574).

P1 CONCRETE HOUSEKEEPING PAD, HEIGHT, SIZE AND LOCATION TO BE COORDINATED WITH MECHANICAL DRAWINGS.

EDGE OF SLAB IS 11" FROM FACE OF GLASS UNLESS OTHERWISE STATED AND/OR AT SHEAR WALL CONDITIONS.

KEY PLAN:

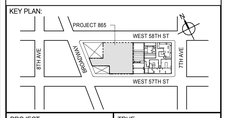

PROJECT NORTH | TRUE NORTH

DEVELOPER:
EXTELL DEVELOPMENT COMPANY
805 THIRD AVENUE, 7TH FLOOR
New York, NY 10022 USA
TEL: 212 712 6000 FAX: 212 712 6100

DESIGN ARCHITECT: Base Building Shell & Core
ADRIAN SMITH + GORDON GILL ARCHITECTURE
111 WEST MONROE STREET SUITE 2300
CHICAGO IL 60603
TEL: 312 920 1888 FAX: 312 920 1775

INTERIOR DESIGNER: Residential
Rottet Architecture and Design Studio, PLLC
298 Fifth Ave, 7th Floor
New York, NY 10001
TEL: 646 998 7000 FAX:

ARCHITECT OF RECORD: Base Building Shell, Core, & Residential
AAI ARCHITECTS, P.C.
401 Wellington St. W., 3rd Floor
Toronto, ON M5V 1E7 Canada
TEL: 416 967 1500 FAX: 416 967 7150

STRUCTURAL ENGINEERS:
WSP CANTOR SEINUK
228 EAST 45th Street
New York, NY 10017 USA
TEL: 212 687 9888 FAX: 646 487 5501

MEP ENGINEERS:
AKF GROUP
165 Broadway, 22nd Floor
New York, NY 10006 USA
TEL: 212 354 5656 FAX: 212 354 5668

GEOTECHNICAL ENGINEERS:
Langan Engineering & Environmental Services
21 Penn Plaza - 360 West 31st Street, 8th Floor
New York, NY 10001-2727
TEL: 212 479 5400 FAX: 212 479 5444

CODE CONSULTANTS:
Construction Consulting Associates
100 Church Street
New York, NY 10007
TEL: 212 385 1818 FAX: 212 385 1911

CURTAINWALL CONSULTANT:
AJLP Consulting
40 Worth Street. Suite 826
New York, NY 10013
TEL: 212 757 5659 FAX: 646 219 8508

LANDMARK/PRESERVATION CONSULTANT:
Jan Hird Pokorny Associates, Inc.
39 West 37th Street, 12A
New York, NY 10018
TEL: 212 759 6462 FAX: 212 759 6540

No.	DESCRIPTION	DATE
1	Issued for Information	02 JUNE 14
2	CD PROGRESS ISSUE 1	15 OCT 14
3	CD PROGRESS ISSUE 2	19 DEC 14
4	D.O.B. SUBMISSION	18 FEB 15
5	CD PROGRESS ISSUE 3	09 MAR 15
	D.O.B. SUBMISSION	27 APR 15
6	CD PROGRESS ISSUE 4	01 JUN 15
7	CD PROGRESS ISSUE 5	10 AUG 15
	D.O.B. AMENDMENT 2	21 SEP 15

0 2'-0" 4'-0" 8'-0"

NOT FOR BID/CONSTRUCTION

Discrepancies must be reported immediately to the Architect before proceeding. Only figured dimensions are to be used. Contractors must check all dimensions on site. This drawing is protected by copyright.

ALL DIMENSIONS ARE SHOWN IN IMPERIAL.

CONSULTANT: AAI ARCHITECTS, P.C.

PROJECT:
217 WEST 57TH STREET
NEW YORK, NY

DRAWING TITLE:
SUB CELLAR 1 PART PLAN
(SOUTH-WEST) (MFD-SUBCELLAR 1)

SEAL & SIGNATURE: REGISTERED ARCHITECT ALBERT DAVID JAFFEY 022883 STATE OF NEW YORK

DATE:	15 OCT 14
PROJECT No:	1216-00
DRAWN: Author	REV: 7
CHK: Checker	
SCALE: 1/4" = 1'-0"	
DWG No:	A-416.01
DOB PAGE No:	277 of 569

DOB EMPLOYEE STAMP: DOB B-SCAN:

36" x 48" Arch E SHEET SIZE
FILE NAME: C:\Revit Local Files\EXTELL-865-AAI-TWR.CNF_master.rvt
PLOT DATE: 9/28/2015 9:59:49 AM

DEPT OF BLDGS 421263505 Job Number
E399563173 Scan Code

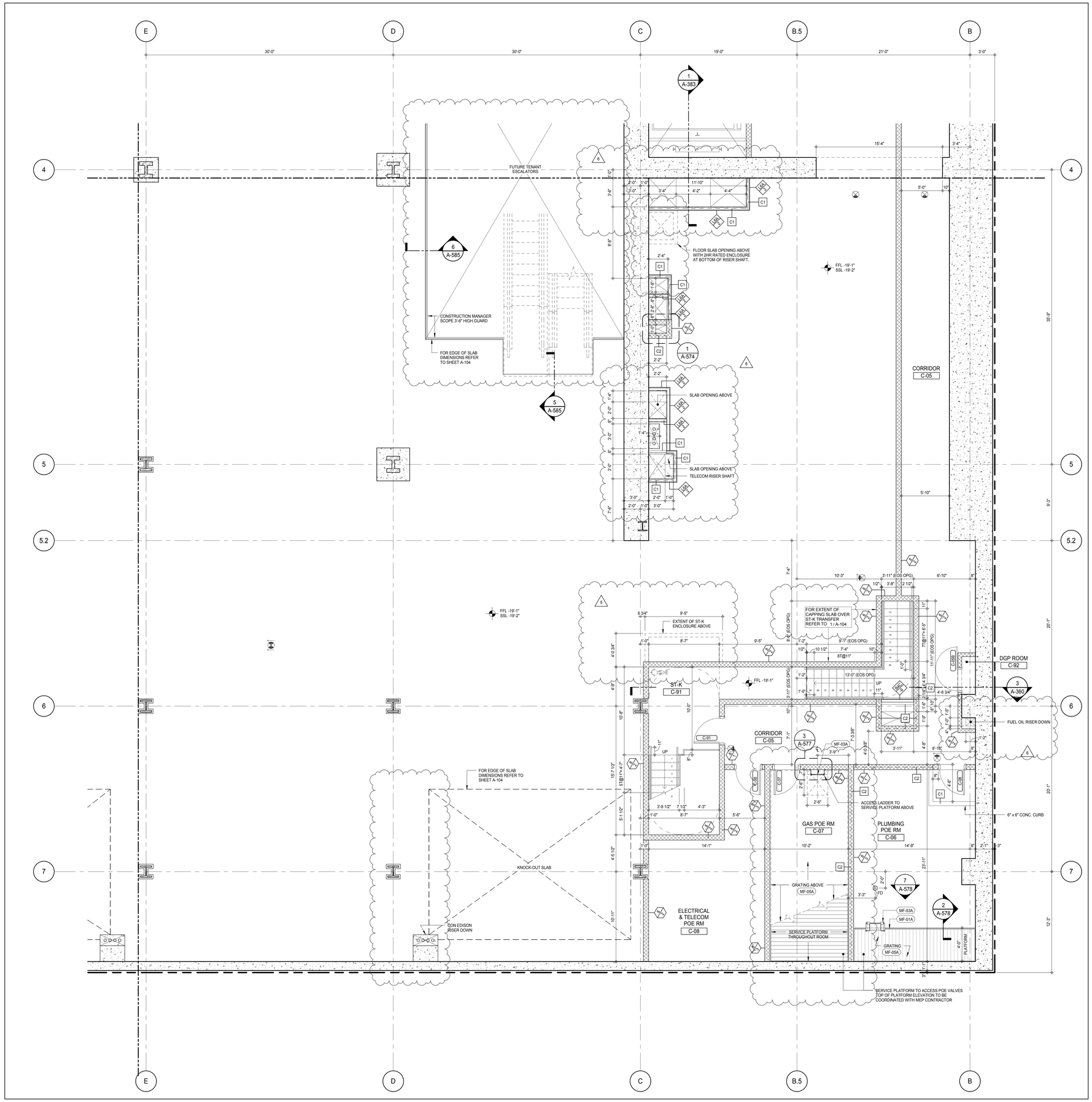

SHEET NOTES:

C1 DASHED LINE DENOTES EXTENT OF 6" HIGH C.I.P. CONCRETE CURB. WIDTH TO MATCH PARTITION UNLESS OTHERWISE NOTED

C2 DASHED LINE DENOTES EXTENT OF 8" HIGH C.I.P. CONCRETE CURB. WIDTH TO MATCH PARTITION UNLESS OTHERWISE NOTED

C3 DASHED LINE DENOTES EXTENT OF 8" HIGH CEMENT BOARD BASE CURB. REFER TO SECTION DETAIL (9) ON SHEET (A-574).

P1 CONCRETE HOUSEKEEPING PAD, HEIGHT, SIZE AND LOCATION TO BE COORDINATED WITH MECHANICAL DRAWINGS.

T1 TOP OF EXISTING STRUCT. SLAB CUT OUT FOR FLOOR RECESSED SLIDING DOOR TRACK ONCE CONSTRUCTION IS COMPLETE.

EDGE OF SLAB IS 11" FROM FACE OF GLASS UNLESS OTHERWISE STATED AND/OR AT SHEAR WALL CONDITIONS.

TEMPORARY SHEAR WALL OPENINGS REQUIRED BY THE CONTRACTOR TO COMPLETE THE PROJECT ARE TO BE IN-FILLED TO MATCH THE WALLS REQUIREMENTS INCLUDING BUT NOT LIMITED TO FIRE RATING, ACOUSTIC PROPERTY, THERMAL PROPERTY, AIR/ VAPOR PERMEABILITY.

KEYNOTE LEGEND:

TAG #	DESCRIPTION
MF-01A	GUARDRAIL - GALVANIZED
MF-03A	LADDER - GALVANIZED
MF-05A	GRATING - GALVANIZED

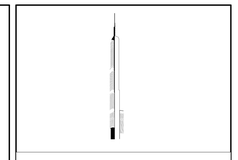

KEY PLAN:

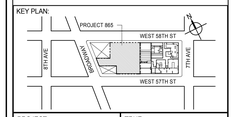

PROJECT NORTH

TRUE NORTH

DEVELOPER:
EXTELL DEVELOPMENT COMPANY
805 THIRD AVENUE, 7TH FLOOR
New York, NY 10022 USA
TEL: 212 712 6000 FAX: 212 712 6100

DESIGN ARCHITECT: Base Building Shell & Core
ADRIAN SMITH + GORDON GILL ARCHITECTURE
111 WEST MONROE STREET SUITE 2300
CHICAGO IL 60603
TEL: 312 920 1888 FAX: 312 920 1775

INTERIOR DESIGNER: Residential
Rottet Architecture and Design Studio, PLLC
298 Fifth Ave, 7th Floor
New York, NY 10001
TEL: 646 998 7000 FAX:

ARCHITECT OF RECORD: Base Building Shell, Core, & Residential
AAI ARCHITECTS, P.C.
401 Wellington St. W., 3rd Floor
Toronto, ON M5V 1E7 Canada
TEL: 416 967 1500 FAX: 416 967 7150

STRUCTURAL ENGINEERS:
WSP CANTOR SEINUK
228 EAST 45th Street
New York, NY 10017 USA
TEL: 212 687 9888 FAX: 646 487 5501

MEP ENGINEERS:
AKF GROUP
165 Broadway, 22nd Floor
New York, NY 10006 USA
TEL: 212 354 5656 FAX: 212 354 5668

GEOTECHNICAL ENGINEERS:
Langan Engineering & Environmental Services
21 Penn Plaza - 360 West 31st Street, 8th Floor
New York, NY 10001-2727
TEL: 212 479 5400 FAX: 212 479 5444

CODE CONSULTANTS:
Construction Consulting Associates
100 Church Street
New York, NY 10007
TEL: 212 385 1818 FAX: 212 385 1911

CURTAINWALL CONSULTANT:
AJLP Consulting
40 Worth Street. Suite 826
New York, NY 10013
TEL: 212 757 5659 FAX: 646 219 8508

LANDMARK/PRESERVATION CONSULTANT:
Jan Hird Pokorny Associates, Inc.
39 West 37th Street, 12A
New York, NY 10018
TEL: 212 759 6462 FAX: 212 759 6540

No.	DESCRIPTION	DATE
1	CD PROGRESS ISSUE 1	15 OCT 14
2	CD PROGRESS ISSUE 2	19 DEC 14
3	D.O.B. SUBMISSION	18 FEB 15
4	CD PROGRESS ISSUE 3	09 MAR 15
	D.O.B. SUBMISSION	27 APR 15
5	CD PROGRESS ISSUE 4	01 JUN 15
6	CD PROGRESS ISSUE 5	10 AUG 15
	D.O.B. AMENDMENT 2	21 SEP 15

0 2' - 0" 4' - 0" 8' - 0"

NOT FOR BID/CONSTRUCTION

Discrepancies must be reported immediately to the Architect before proceeding. Only figured dimensions are to be used. Contractors must check all dimensions on site. This drawing is protected by copyright.

ALL DIMENSIONS ARE SHOWN IN IMPERIAL.

CONSULTANT:

AAI ARCHITECTS, P.C.

PROJECT:

217 WEST 57TH STREET
NEW YORK, NY

DRAWING TITLE:

CELLAR PART PLAN (SOUTH-EAST)
(MFD-CELLAR)

SEAL & SIGNATURE:

REGISTERED ARCHITECT DAVID JAMES LTD 028851 STATE OF NEW YORK

DATE:	15 OCT 14
PROJECT No:	1216-00
DRAWN: Author	REV:
CHK: Checker	6
SCALE: 1/4" = 1'-0"	
DWG No:	A-419.01
DOB PAGE No:	278 of 569

DOB EMPLOYEE STAMP:

DOB B-SCAN:

36" x 48" Arch E SHEET SIZE
FILE NAME: C:\Revit Local Files\EXTELL-865-AAI-TVSR-CNF_Jeffstein.rvt
PLOT DATE: 10/13/2015 2:19:28 PM

DEPT OF BLDGS 121253505 Job Number
E399205648 Scan Code

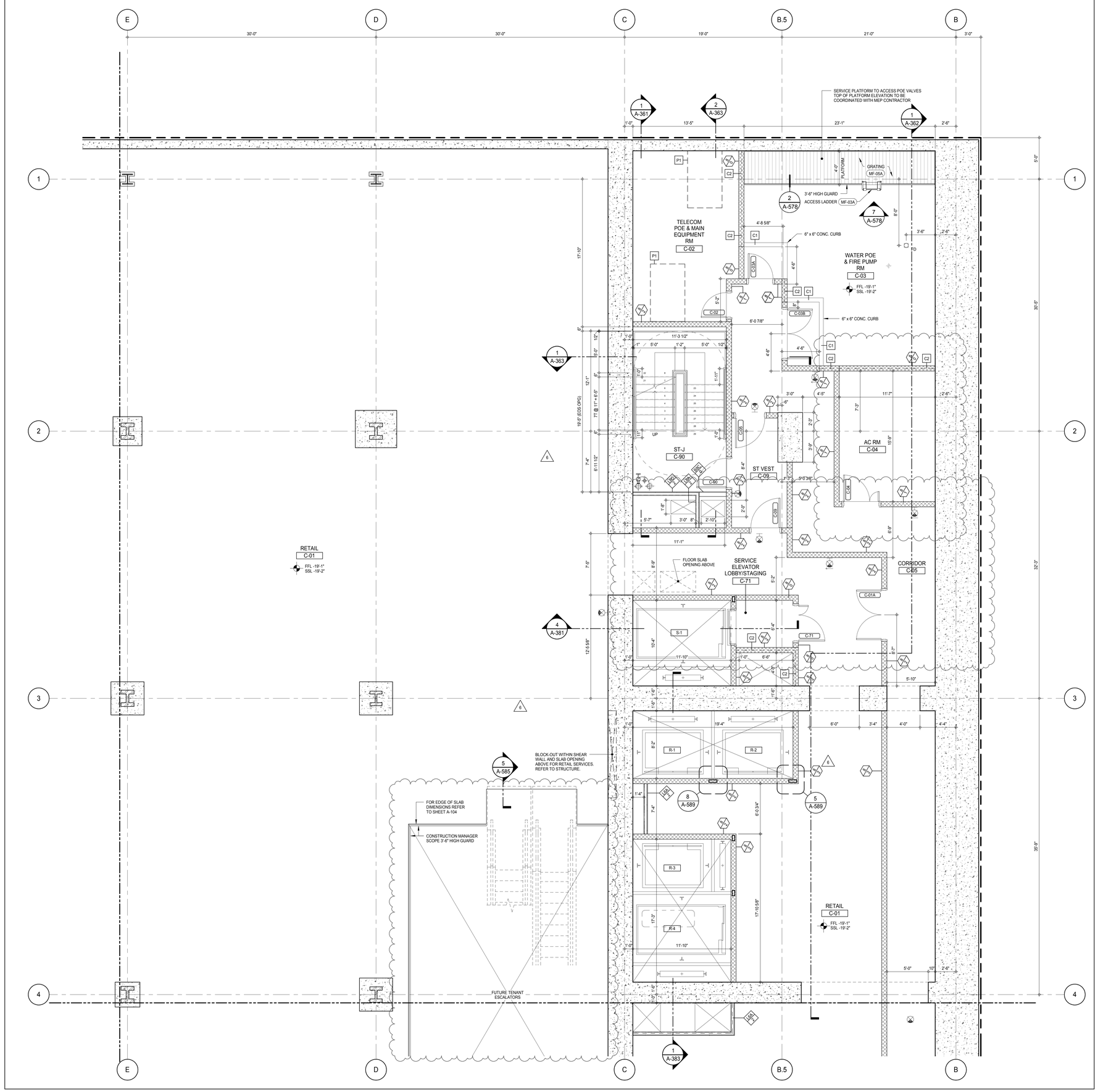

SHEET NOTES:

C1 DASHED LINE DENOTES EXTENT OF 6" HIGH C.I.P. CONCRETE CURB. WIDTH TO MATCH PARTITION UNLESS OTHERWISE NOTED

C2 DASHED LINE DENOTES EXTENT OF 8" HIGH C.I.P. CONCRETE CURB. WIDTH TO MATCH PARTITION UNLESS OTHERWISE NOTED

C3 DASHED LINE DENOTES EXTENT OF 8" HIGH CEMENT BOARD BASE CURB. REFER TO SECTION DETAIL (9) ON SHEET (A-574).

P1 CONCRETE HOUSEKEEPING PAD, HEIGHT, SIZE AND LOCATION TO BE COORDINATED WITH MECHANICAL DRAWINGS.

T1 TOP OF EXISTING STRUCT. SLAB CUT OUT FOR FLOOR RECESSED SLIDING DOOR TRACK ONCE CONSTRUCTION IS COMPLETE.

EDGE OF SLAB IS 11" FROM FACE OF GLASS UNLESS OTHERWISE STATED AND/OR AT SHEAR WALL CONDITIONS.

TEMPORARY SHEAR WALL OPENINGS REQUIRED BY THE CONTRACTOR TO COMPLETE THE PROJECT ARE TO BE IN-FILLED TO MATCH THE WALLS REQUIREMENTS INCLUDING BUT NOT LIMITED TO FIRE RATING, ACOUSTIC PROPERTY, THERMAL PROPERTY, AIR/ VAPOR PERMEABILITY.

KEYNOTE LEGEND:

TAG #	DESCRIPTION
MF-03A	LADDER - GALVANIZED
MF-05A	GRATING - GALVANIZED

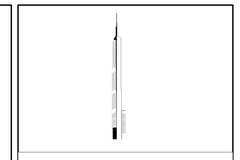

PROJECT NORTH

TRUE NORTH

DEVELOPER:
EXTELL DEVELOPMENT COMPANY
805 THIRD AVENUE, 7TH FLOOR
New York, NY 10022 USA
TEL: 212 712 6000 FAX: 212 712 6100

DESIGN ARCHITECT: Base Building Shell & Core
ADRIAN SMITH + GORDON GILL ARCHITECTURE
111 WEST MONROE STREET SUITE 2300
CHICAGO IL 60603
TEL: 312 920 1888 FAX: 312 920 1775

INTERIOR DESIGNER: Residential
Rottet Architecture and Design Studio, PLLC
298 Fifth Ave, 7th Floor
New York, NY 10001
TEL: 646 998 7000 FAX:

ARCHITECT OF RECORD: Base Building Shell, Core, & Residential
AAI ARCHITECTS, P.C.
401 Wellington St. W., 3rd Floor
Toronto, ON M5V 1E7 Canada
TEL: 416 967 1500 FAX: 416 967 7150

STRUCTURAL ENGINEERS:
WSP CANTOR SEINUK
228 EAST 45th Street
New York, NY 10017 USA
TEL: 212 687 9888 FAX: 646 487 5501

MEP ENGINEERS:
AKF GROUP
165 Broadway, 22nd Floor
New York, NY 10006 USA
TEL: 212 354 5656 FAX: 212 354 5668

GEOTECHNICAL ENGINEERS:
Langan Engineering & Environmental Services
21 Penn Plaza - 360 West 31st Street, 8th Floor
New York, NY 10001-2727
TEL: 212 479 5400 FAX: 212 479 5444

CODE CONSULTANTS:
Construction Consulting Associates
100 Church Street
New York, NY 10007
TEL: 212 385 1818 FAX: 212 385 1911

CURTAINWALL CONSULTANT:
AJLP Consulting
40 Worth Street. Suite 826
New York, NY 10013
TEL: 212 757 5659 FAX: 646 219 8508

LANDMARK/PRESERVATION CONSULTANT:
Jan Hird Pokorny Associates, Inc.
39 West 37th Street, 12A
New York, NY 10018
TEL: 212 759 6462 FAX: 212 759 6540

No.	DESCRIPTION	DATE
1	CD PROGRESS ISSUE 1	15 OCT 14
2	CD PROGRESS ISSUE 2	19 DEC 14
3	D.O.B. SUBMISSION	18 FEB 15
4	CD PROGRESS ISSUE 3	09 MAR 15
	D.O.B. SUBMISSION	27 APR 15
5	CD PROGRESS ISSUE 4	01 JUN 15
6	CD PROGRESS ISSUE 5	10 AUG 15
	D.O.B. AMENDMENT 2	21 SEP 15

0 2'-0" 4'-0" 8'-0"

NOT FOR BID/CONSTRUCTION

Discrepancies must be reported immediately to the Architect before proceeding. Only figured dimensions are to be used. Contractors must check all dimensions on site. This drawing is protected by copyright.

ALL DIMENSIONS ARE SHOWN IN IMPERIAL.

CONSULTANT:
AAI ARCHITECTS, P.C.

PROJECT:
217 WEST 57TH STREET
NEW YORK, NY

DRAWING TITLE:
CELLAR PART PLAN (NORTH-EAST)
(MFD-CELLAR)

SEAL & SIGNATURE:
REGISTERED ARCHITECT JOSE DAVID JASSEY 028883 STATE OF NEW YORK

DATE:	15 OCT 14
PROJECT No:	1216-00
DRAWN: Author	REV: 6
Chk: Checker	
SCALE: 1/4" = 1'-0"	
DWG No:	A-420.01
DOB PAGE No:	279 of 569

DOB EMPLOYEE STAMP:

DOB B-SCAN:

36" x 48" Arch E SHEET SIZE
FILE NAME: C:\Revit Local Files\EXTELL-865-AAI-TWR-CNE_bsdtemr.rvt
PLOT DATE: 11/18/2015 2:18:53 PM

DEPT OF BLDGS 421263426 Job Number
E380621429696 Scan Code

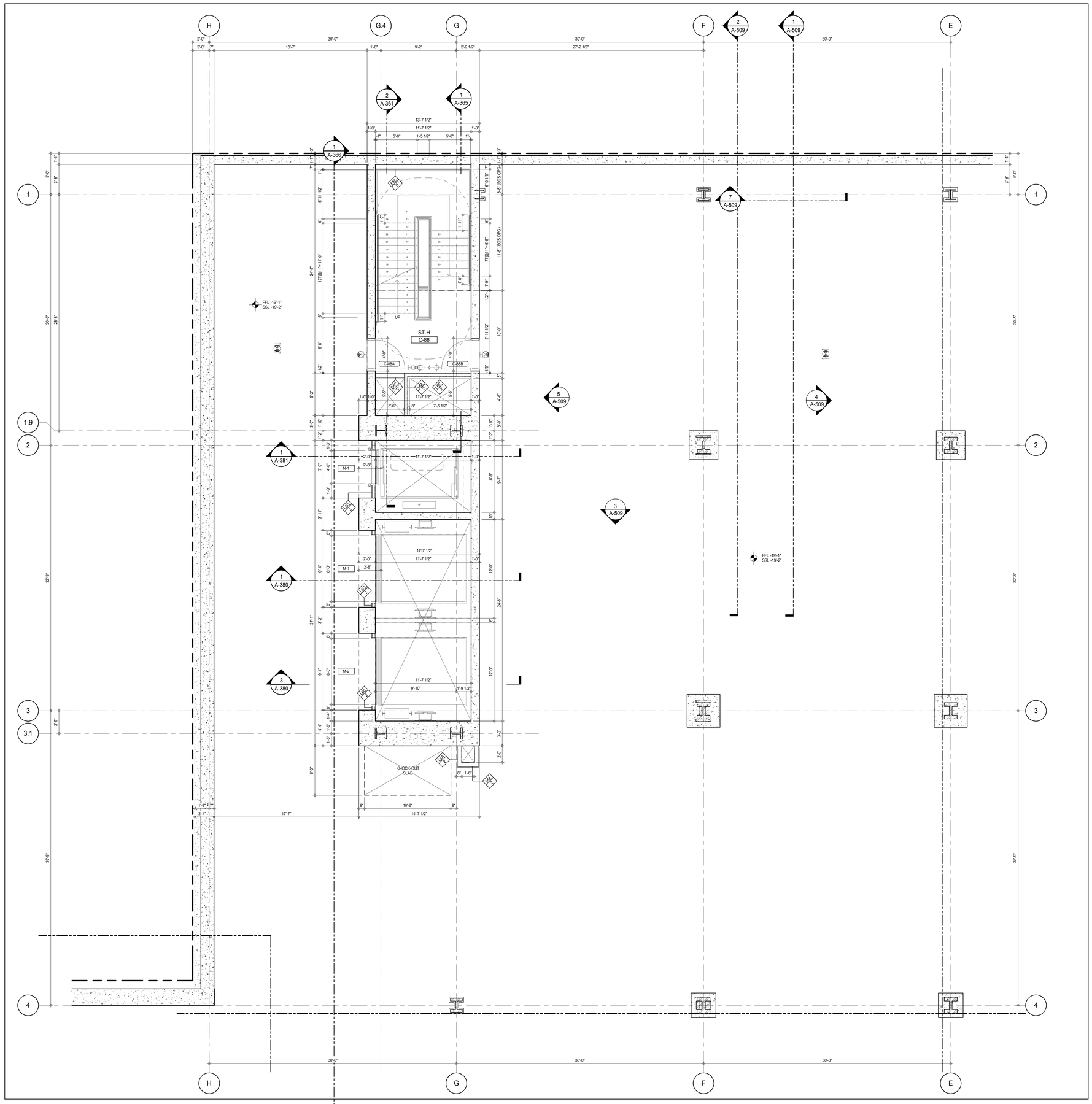

SHEET NOTES:

C1 DASHED LINE DENOTES EXTENT OF 6" HIGH C.I.P. CONCRETE CURB. WIDTH TO MATCH PARTITION UNLESS OTHERWISE NOTED

C2 DASHED LINE DENOTES EXTENT OF 8" HIGH C.I.P. CONCRETE CURB. WIDTH TO MATCH PARTITION UNLESS OTHERWISE NOTED

C3 DASHED LINE DENOTES EXTENT OF 8" HIGH CEMENT BOARD BASE CURB. REFER TO SECTION DETAIL (9) ON SHEET (A-574).

P1 CONCRETE HOUSEKEEPING PAD, HEIGHT, SIZE AND LOCATION TO BE COORDINATED WITH MECHANICAL DRAWINGS.

EDGE OF SLAB IS 11" FROM FACE OF GLASS UNLESS OTHERWISE STATED AND/OR AT SHEAR WALL CONDITIONS.

AD-02A ACCESS DOOR FLUSH NON RATED 24" x 24"

KEY PLAN:

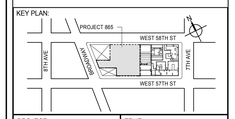

PROJECT NORTH | TRUE NORTH

DEVELOPER:
EXTELL DEVELOPMENT COMPANY
805 THIRD AVENUE, 7TH FLOOR
New York, NY 10022 USA
TEL: 212 712 6000 FAX: 212 712 6100

DESIGN ARCHITECT: Base Building Shell & Core
ADRIAN SMITH + GORDON GILL ARCHITECTURE
111 WEST MONROE STREET SUITE 2300
CHICAGO IL 60603
TEL: 312 920 1888 FAX: 312 920 1775

INTERIOR DESIGNER: Residential
Rottet Architecture and Design Studio, PLLC
298 Fifth Ave, 7th Floor
New York, NY 10001
TEL: 646 998 7000 FAX:

ARCHITECT OF RECORD: Base Building Shell, Core, & Residential
AAI ARCHITECTS, P.C.
401 Wellington St. W., 3rd Floor
Toronto, ON M5V 1E7 Canada
TEL: 416 967 1500 FAX: 416 967 7150

STRUCTURAL ENGINEERS:
WSP CANTOR SEINUK
228 EAST 45th Street
New York, NY 10017 USA
TEL: 212 687 9888 FAX: 646 487 5501

MEP ENGINEERS:
AKF GROUP
165 Broadway, 22nd Floor
New York, NY 10006 USA
TEL: 212 354 5656 FAX: 212 354 5668

GEOTECHNICAL ENGINEERS:
Langan Engineering & Environmental Services
21 Penn Plaza - 360 West 31st Street, 8th Floor
New York, NY 10001-2727
TEL: 212 479 5400 FAX: 212 479 5444

CODE CONSULTANTS:
Construction Consulting Associates
100 Church Street
New York, NY 10007
TEL: 212 385 1818 FAX: 212 385 1911

CURTAINWALL CONSULTANT:
AJLP Consulting
40 Worth Street. Suite 826
New York, NY 10013
TEL: 212 757 5659 FAX: 646 219 8508

LANDMARK/PRESERVATION CONSULTANT:
Jan Hird Pokorny Associates, Inc.
39 West 37th Street, 12A
New York, NY 10018
TEL: 212 759 6462 FAX: 212 759 6540

No.	DESCRIPTION	DATE
1	CD PROGRESS ISSUE 1	15 OCT 14
2	CD PROGRESS ISSUE 2	19 DEC 14
3	D.O.B. SUBMISSION	18 FEB 15
4	CD PROGRESS ISSUE 3	09 MAR 15
	D.O.B. SUBMISSION	27 APR 15
5	CD PROGRESS ISSUE 4	01 JUN 15
6	CD PROGRESS ISSUE 5	10 AUG 15
	D.O.B. AMENDMENT 2	21 SEP 15

0 2'-0" 4'-0" 8'-0"

NOT FOR BID/CONSTRUCTION

Discrepancies must be reported immediately to the Architect before proceeding. Only figured dimensions are to be used. Contractors must check all dimensions on site. This drawing is protected by copyright.

ALL DIMENSIONS ARE SHOWN IN IMPERIAL.

CONSULTANT: AAI ARCHITECTS, P.C.

PROJECT:
217 WEST 57TH STREET
NEW YORK, NY

DRAWING TITLE:
CELLAR PART PLAN (NORTH-WEST)
(MFD-CELLAR)

SEAL & SIGNATURE: REGISTERED ARCHITECT JOSE DAVID JANSSEN 026883 STATE OF NEW YORK

DATE:	15 OCT 14
PROJECT No:	1216-00
DRAWN: Author	REV: 6
CHK: Checker	
SCALE: 1/4" = 1'-0"	
DWG No:	A-421.01
DOB PAGE No:	280 of 569

DOB EMPLOYEE STAMP: DOB B-SCAN:

36" x 48" Arch E SHEET SIZE
FILE NAME: C:\Revit Local Files\EXTELL-865-AAI-TWR-CNE_hadams.rvt
PLOT DATE: 9/25/2015 9:35:15 AM

DEPT OF BLDGS 121230305 Job Number
E389123088L Scan Code

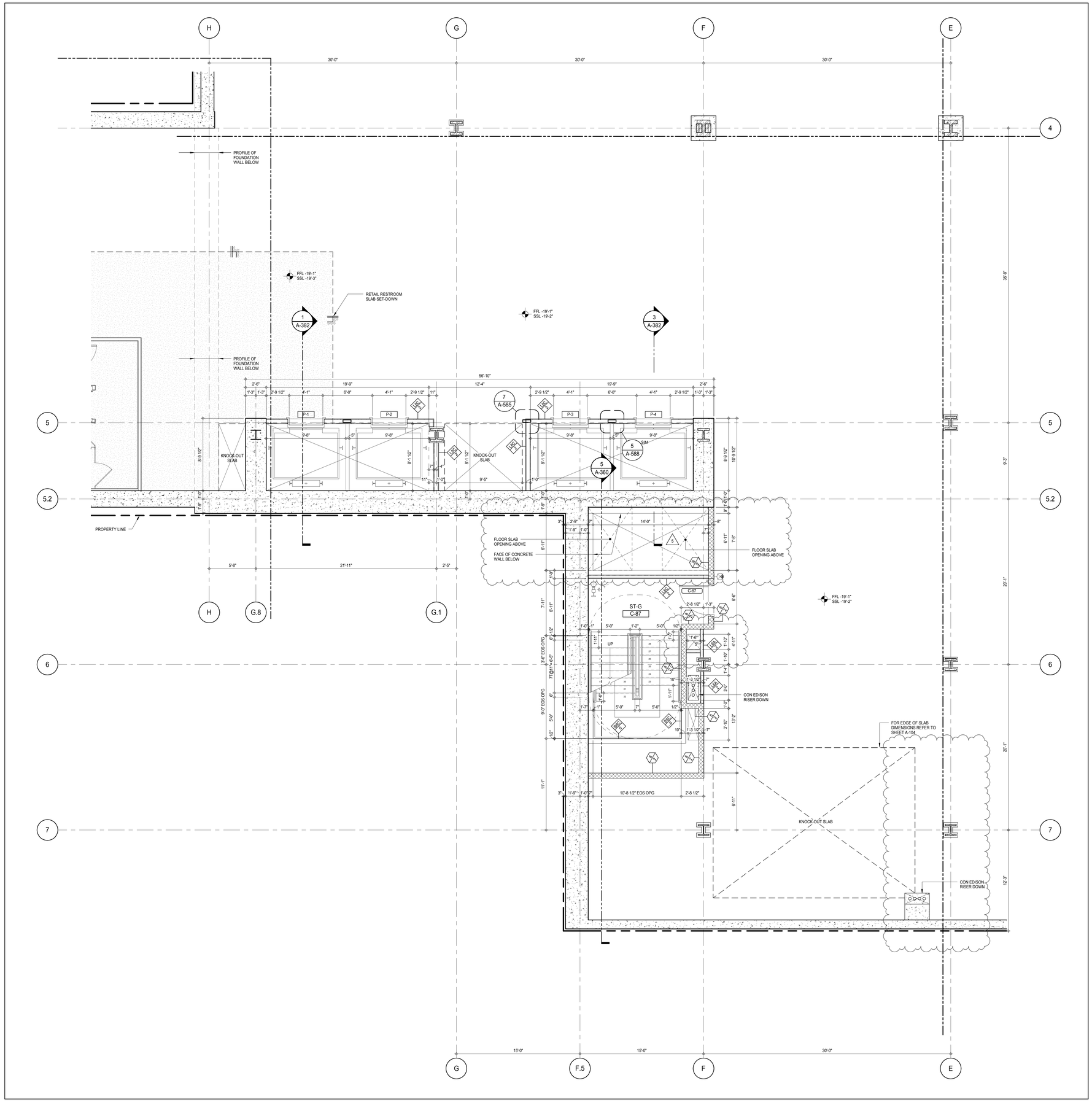

SHEET NOTES:

C1 DASHED LINE DENOTES EXTENT OF 6" HIGH C.I.P. CONCRETE CURB. WIDTH TO MATCH PARTITION UNLESS OTHERWISE NOTED

C2 DASHED LINE DENOTES EXTENT OF 8" HIGH C.I.P. CONCRETE CURB. WIDTH TO MATCH PARTITION UNLESS OTHERWISE NOTED

C3 DASHED LINE DENOTES EXTENT OF 8" HIGH CEMENT BOARD BASE CURB. REFER TO SECTION DETAIL (9) ON SHEET (A-574).

P1 CONCRETE HOUSEKEEPING PAD, HEIGHT, SIZE AND LOCATION TO BE COORDINATED WITH MECHANICAL DRAWINGS.

EDGE OF SLAB IS 11" FROM FACE OF GLASS UNLESS OTHERWISE STATED AND/OR AT SHEAR WALL CONDITIONS.

AD-02A ACCESS DOOR FLUSH NON RATED 24" x 24"

KEY PLAN:

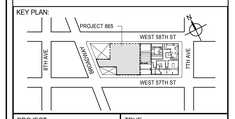

PROJECT NORTH

TRUE NORTH

DEVELOPER:
EXTELL DEVELOPMENT COMPANY
805 THIRD AVENUE, 7TH FLOOR
New York, NY 10022 USA
TEL: 212 712 6000 FAX: 212 712 6100

DESIGN ARCHITECT: Base Building Shell & Core
ADRIAN SMITH + GORDON GILL ARCHITECTURE
111 WEST MONROE STREET SUITE 2300
CHICAGO IL 60603
TEL: 312 920 1888 FAX: 312 920 1775

INTERIOR DESIGNER: Residential
Rottet Architecture and Design Studio, PLLC
298 Fifth Ave, 7th Floor
New York, NY 10001
TEL: 646 998 7000 FAX:

ARCHITECT OF RECORD: Base Building Shell, Core, & Residential
AAI ARCHITECTS, P.C.
401 Wellington St. W., 3rd Floor
Toronto, ON M5V 1E7 Canada
TEL: 416 967 1500 FAX: 416 967 7150

STRUCTURAL ENGINEERS:
WSP CANTOR SEINUK
228 EAST 45th Street
New York, NY 10017 USA
TEL: 212 687 9888 FAX: 646 487 5501

MEP ENGINEERS:
AKF GROUP
165 Broadway, 22nd Floor
New York, NY 10006 USA
TEL: 212 354 5656 FAX: 212 354 5668

GEOTECHNICAL ENGINEERS:
Langan Engineering & Environmental Services
21 Penn Plaza - 360 West 31st Street, 8th Floor
New York, NY 10001-2727
TEL: 212 479 5400 FAX: 212 479 5444

CODE CONSULTANTS:
Construction Consulting Associates
100 Church Street
New York, NY 10007
TEL: 212 385 1818 FAX: 212 385 1911

CURTAINWALL CONSULTANT:
AJLP Consulting
40 Worth Street. Suite 826
New York, NY 10013
TEL: 212 757 5659 FAX: 646 219 8508

LANDMARK/PRESERVATION CONSULTANT:
Jan Hird Pokorny Associates, Inc.
39 West 37th Street, 12A
New York, NY 10018
TEL: 212 759 6462 FAX: 212 759 6540

No.	DESCRIPTION	DATE
1	CD PROGRESS ISSUE 1	15 OCT 14
2	CD PROGRESS ISSUE 2	19 DEC 14
3	D.O.B. SUBMISSION	18 FEB 15
4	CD PROGRESS ISSUE 3	09 MAR 15
	D.O.B. SUBMISSION	27 APR 15
5	CD PROGRESS ISSUE 4	01 JUN 15
6	CD PROGRESS ISSUE 5	10 AUG 15
	D.O.B. AMENDMENT 2	21 SEP 15

0 2' - 0" 4' - 0" 8' - 0"

NOT FOR BID/CONSTRUCTION

Discrepancies must be reported immediately to the Architect before proceeding. Only figured dimensions are to be used. Contractors must check all dimensions on site. This drawing is protected by copyright.

ALL DIMENSIONS ARE SHOWN IN IMPERIAL.

CONSULTANT:
AAI ARCHITECTS, P.C.

PROJECT:
217 WEST 57TH STREET
NEW YORK, NY

DRAWING TITLE:
CELLAR PART PLAN (SOUTH-WEST)
(MFD-CELLAR)

SEAL & SIGNATURE:
REGISTERED ARCHITECT MICHAEL DAVID JANSSEN 026881 STATE OF NEW YORK

DATE:	15 OCT 14
PROJECT No:	1216-00
DRAWN: Author	REV: 6
CHK: Checker	
SCALE: 1/4" = 1'-0"	
DWG No:	A-422.01
DOB PAGE No:	281 of 569

DOB EMPLOYEE STAMP:

DOB B-SCAN:

36" x 48" Arch E SHEET SIZE
FILE NAME: C:\Revit Local Files\EXTELL-865-AAI-TVR-CNF_Jsellerin.rvt
PLOT DATE: 8/22/2015 10:55:59 AM

DEPT OF BLDGS 421258305 Job Number
E-DOC 200042885 Scan Code

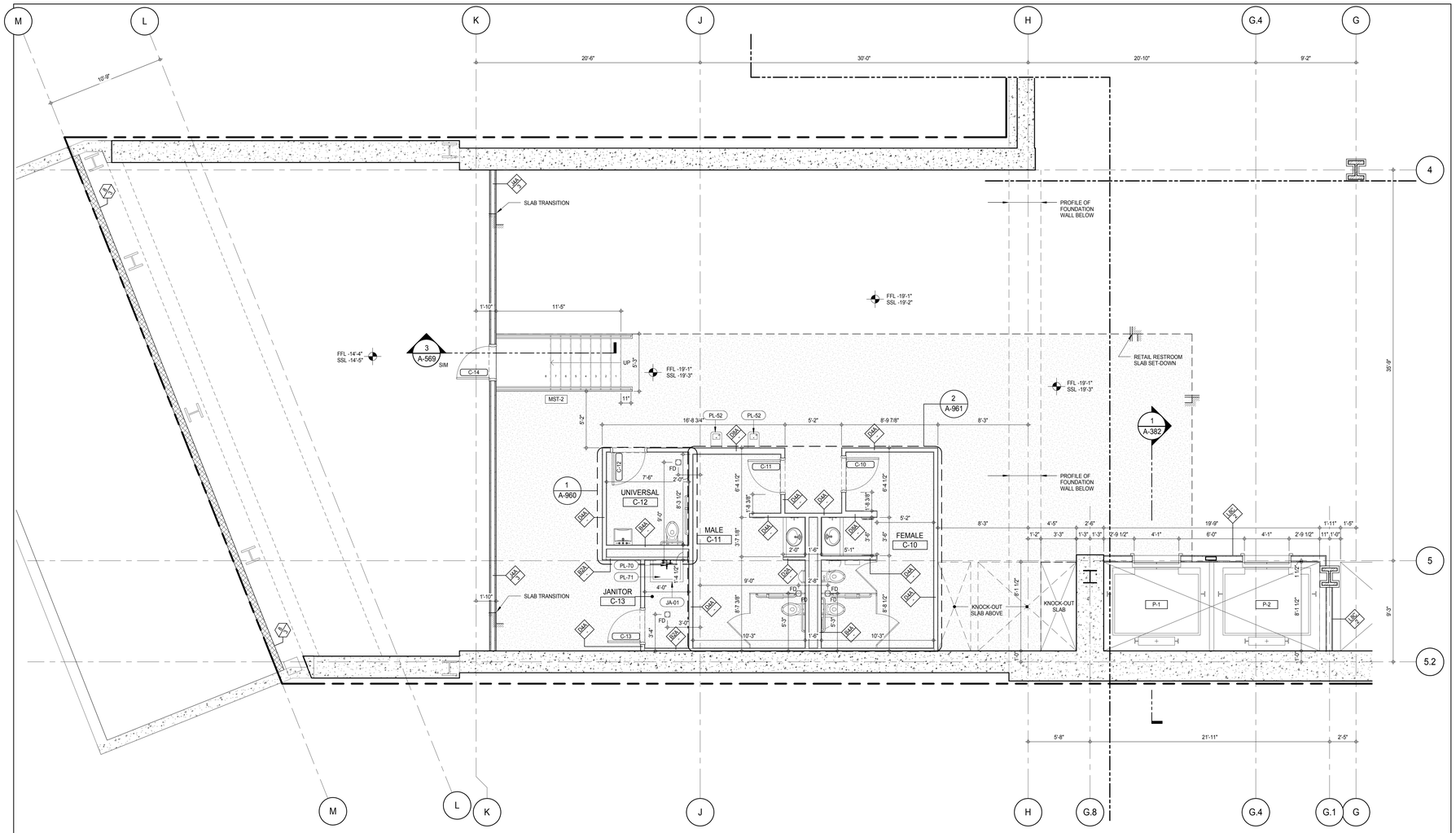

SHEET NOTES:

C1 DASHED LINE DENOTES EXTENT OF 6" HIGH C.I.P. CONCRETE CURB. WIDTH TO MATCH PARTITION UNLESS OTHERWISE NOTED

C2 DASHED LINE DENOTES EXTENT OF 8" HIGH C.I.P. CONCRETE CURB. WIDTH TO MATCH PARTITION UNLESS OTHERWISE NOTED

C3 DASHED LINE DENOTES EXTENT OF 8" HIGH CEMENT BOARD BASE CURB. REFER TO SECTION DETAIL (9) ON SHEET (A-574).

P1 CONCRETE HOUSEKEEPING PAD, HEIGHT, SIZE AND LOCATION TO BE COORDINATED WITH MECHANICAL DRAWINGS.

EDGE OF SLAB IS 11" FROM FACE OF GLASS UNLESS OTHERWISE STATED AND/OR AT SHEAR WALL CONDITIONS.

KEYNOTE LEGEND:

TAG #	DESCRIPTION
JA-01	MOP BRACKET
PL-52	ADA WALL MOUNTED DRINKING FOUNTAIN
PL-70	SERVICE - SINK FAUCET
PL-71	MOP SERVICE BASIN

KEY PLAN:

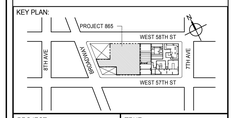

PROJECT NORTH: TRUE NORTH

DEVELOPER:
EXTELL DEVELOPMENT COMPANY
805 THIRD AVENUE, 7TH FLOOR
New York, NY 10022 USA
TEL: 212 712 6000 FAX: 212 712 6100

DESIGN ARCHITECT: Base Building Shell & Core
ADRIAN SMITH + GORDON GILL ARCHITECTURE
111 WEST MONROE STREET SUITE 2300
CHICAGO IL 60603
TEL: 312 920 1888 FAX: 312 920 1775

INTERIOR DESIGNER: Residential
Rottet Architecture and Design Studio, PLLC
298 Fifth Ave, 7th Floor
New York, NY 10001
TEL: 646 998 7000 FAX:

ARCHITECT OF RECORD: Base Building Shell, Core, & Residential
AAI ARCHITECTS, P.C.
401 Wellington St. W., 3rd Floor
Toronto, ON M5V 1E7 Canada
TEL: 416 967 1500 FAX: 416 967 7150

STRUCTURAL ENGINEERS:
WSP CANTOR SEINUK
228 EAST 45th Street
New York, NY 10017 USA
TEL: 212 687 9888 FAX: 646 487 5501

MEP ENGINEERS:
AKF GROUP
165 Broadway, 22nd Floor
New York, NY 10006 USA
TEL: 212 354 5656 FAX: 212 354 5668

GEOTECHNICAL ENGINEERS:
Langan Engineering & Environmental Services
21 Penn Plaza - 360 West 31st Street, 8th Floor
New York, NY 10001-2727
TEL: 212 479 5400 FAX: 212 479 5444

CODE CONSULTANTS:
Construction Consulting Associates
100 Church Street
New York, NY 10007
TEL: 212 385 1818 FAX: 212 385 1911

CURTAINWALL CONSULTANT:
AJLP Consulting
40 Worth Street. Suite 826
New York, NY 10013
TEL: 212 757 5659 FAX: 646 219 8508

LANDMARK/PRESERVATION CONSULTANT:
Jan Hird Pokorny Associates, Inc.
39 West 37th Street, 12A
New York, NY 10018
TEL: 212 759 6462 FAX: 212 759 6540

No.	DESCRIPTION	DATE
1	CD PROGRESS ISSUE 1	15 OCT 14
2	CD PROGRESS ISSUE 2	19 DEC 14
3	D.O.B. SUBMISSION	18 FEB 15
4	CD PROGRESS ISSUE 3	09 MAR 15
	D.O.B. SUBMISSION	27 APR 15
5	CD PROGRESS ISSUE 4	01 JUN 15
6	CD PROGRESS ISSUE 5	10 AUG 15
	D.O.B. AMENDMENT 2	21 SEP 15

0 2' - 0" 4' - 0" 8' - 0"

NOT FOR BID/CONSTRUCTION

Discrepancies must be reported immediately to the Architect before proceeding. Only figured dimensions are to be used. Contractors must check all dimensions on site. This drawing is protected by copyright.

ALL DIMENSIONS ARE SHOWN IN IMPERIAL.

CONSULTANT:
AAI ARCHITECTS, P.C.

PROJECT:
217 WEST 57TH STREET
NEW YORK, NY

DRAWING TITLE:
CELLAR PART PLAN (WEST)
(MFD-CELLAR)

SEAL & SIGNATURE:

DATE:	15 OCT 14
PROJECT No:	1216-00
DRAWN: Author	REV: 6
CHK: Checker	
SCALE: 1/4" = 1'-0"	
DWG No:	A-423.01
DOB PAGE No:	282 of 569

DOB EMPLOYEE STAMP: DOB B-SCAN:

36" x 48" Arch E SHEET SIZE
FILE NAME: C:\Revit Local Files\EXTELL-865-AAI-TWR-CNF_Jupiterm.rvt
PLOT DATE: 9/28/2015 10:58:58 AM

DEPT OF BLDGS 421263505 Job Number
E364562125A Scan Code

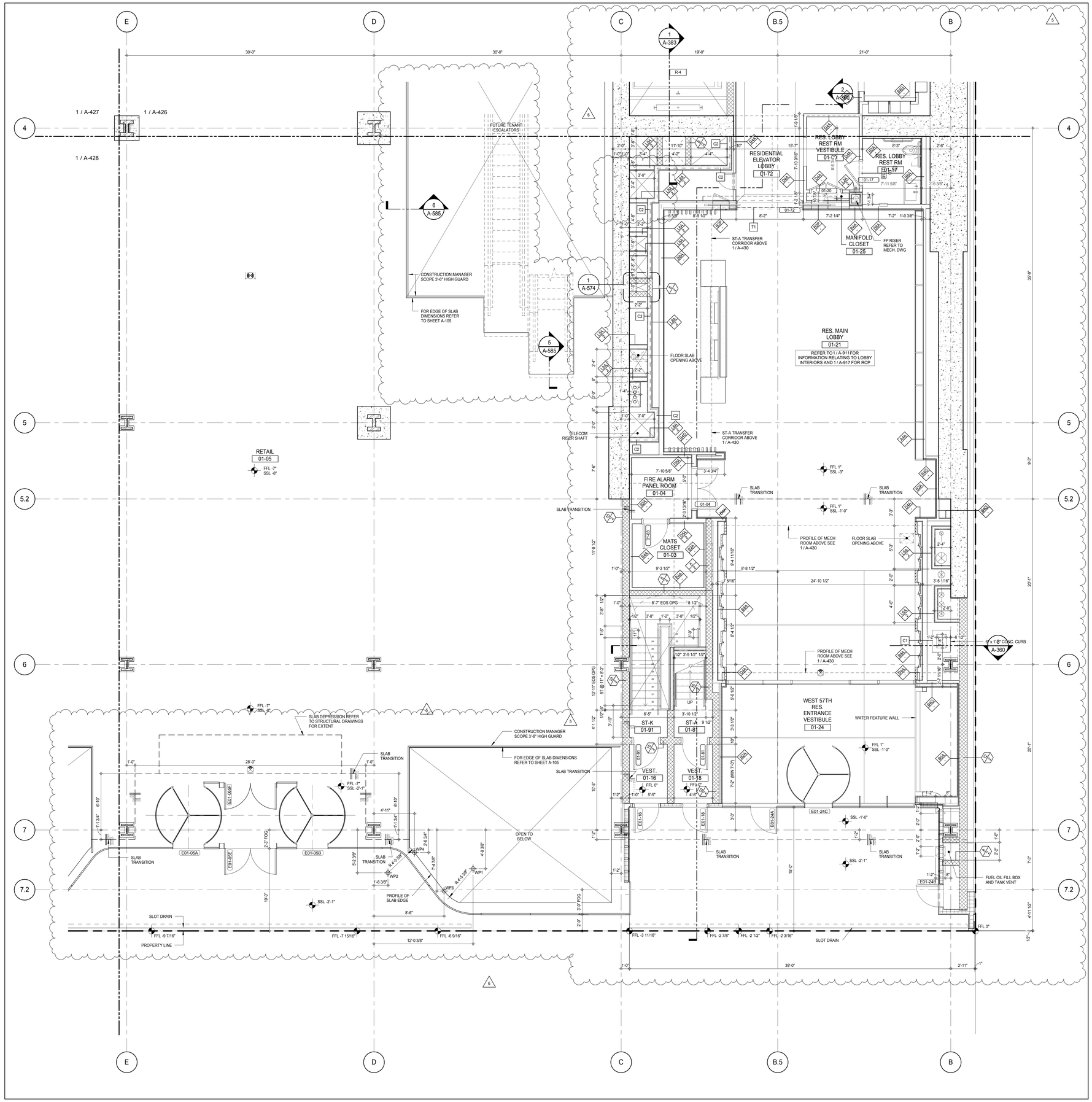

SHEET NOTES:

C1 DASHED LINE DENOTES EXTENT OF 6" HIGH C.I.P. CONCRETE CURB. WIDTH TO MATCH PARTITION UNLESS OTHERWISE NOTED

C2 DASHED LINE DENOTES EXTENT OF 8" HIGH C.I.P. CONCRETE CURB. WIDTH TO MATCH PARTITION UNLESS OTHERWISE NOTED

C3 DASHED LINE DENOTES EXTENT OF 8" HIGH CEMENT BOARD BASE CURB. REFER TO SECTION DETAIL (9) ON SHEET (A-574).

P1 CONCRETE HOUSEKEEPING PAD, HEIGHT, SIZE AND LOCATION TO BE COORDINATED WITH MECHANICAL DRAWINGS.

T1 TOP OF EXISTING STRUCT. SLAB CUT OUT FOR FLOOR RECESSED SLIDING DOOR TRACK ONCE CONSTRUCTION IS COMPLETE.

EDGE OF SLAB IS 11" FROM FACE OF GLASS UNLESS OTHERWISE STATED AND/OR AT SHEAR WALL CONDITIONS.

TEMPORARY SHEAR WALL OPENINGS REQUIRED BY THE CONTRACTOR TO COMPLETE THE PROJECT ARE TO BE IN-FILLED TO MATCH THE WALLS REQUIREMENTS INCLUDING BUT NOT LIMITED TO FIRE RATING, ACOUSTIC PROPERTY, THERMAL PROPERTY, AIR/ VAPOR PERMEABILITY.

KEY PLAN:

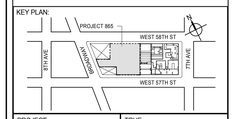

PROJECT NORTH

TRUE NORTH

DEVELOPER:
EXTELL DEVELOPMENT COMPANY
805 THIRD AVENUE, 7TH FLOOR
New York, NY 10022 USA
TEL: 212 712 6000 FAX: 212 712 6100

DESIGN ARCHITECT: Base Building Shell & Core
ADRIAN SMITH + GORDON GILL ARCHITECTURE
111 WEST MONROE STREET SUITE 2300
CHICAGO IL 60603
TEL: 312 920 1888 FAX: 312 920 1775

INTERIOR DESIGNER: Residential
Rottet Architecture and Design Studio, PLLC
298 Fifth Ave, 7th Floor
New York, NY 10001
TEL: 646 998 7000 FAX:

ARCHITECT OF RECORD: Base Building Shell, Core, & Residential
AAI ARCHITECTS, P.C.
401 Wellington St. W., 3rd Floor
Toronto, ON M5V 1E7 Canada
TEL: 416 967 1500 FAX: 416 967 7150

STRUCTURAL ENGINEERS:
WSP CANTOR SEINUK
228 EAST 45th Street
New York, NY 10017 USA
TEL: 212 687 9888 FAX: 646 487 5501

MEP ENGINEERS:
AKF GROUP
165 Broadway, 22nd Floor
New York, NY 10006 USA
TEL: 212 354 5656 FAX: 212 354 5668

GEOTECHNICAL ENGINEERS:
Langan Engineering & Environmental Services
21 Penn Plaza - 360 West 31st Street, 8th Floor
New York, NY 10001-2727
TEL: 212 479 5400 FAX: 212 479 5444

CODE CONSULTANTS:
Construction Consulting Associates
100 Church Street
New York, NY 10007
TEL: 212 385 1818 FAX: 212 385 1911

CURTAINWALL CONSULTANT:
AJLP Consulting
40 Worth Street. Suite 826
New York, NY 10013
TEL: 212 757 5659 FAX: 646 219 8508

LANDMARK/PRESERVATION CONSULTANT:
Jan Hird Pokorny Associates, Inc.
39 West 37th Street, 12A
New York, NY 10018
TEL: 212 759 6462 FAX: 212 759 6540

No.	DESCRIPTION	DATE
1	CD PROGRESS ISSUE 1	15 OCT 14
2	CD PROGRESS ISSUE 2	19 DEC 14
3	D.O.B. SUBMISSION	18 FEB 15
4	CD PROGRESS ISSUE 3	09 MAR 15
	D.O.B. SUBMISSION	27 APR 15
5	CD PROGRESS ISSUE 4	01 JUN 15
	D.O.B. AMENDMENT 1	24 JUL 15
6	CD PROGRESS ISSUE 5	10 AUG 15
	D.O.B. AMENDMENT 2	21 SEP 15

0 2'-0" 4'-0" 8'-0"

NOT FOR BID/CONSTRUCTION

Discrepancies must be reported immediately to the Architect before proceeding. Only figured dimensions are to be used. Contractors must check all dimensions on site. This drawing is protected by copyright.

ALL DIMENSIONS ARE SHOWN IN IMPERIAL.

CONSULTANT:
AAI ARCHITECTS, P.C.

PROJECT:
217 WEST 57TH STREET
NEW YORK, NY

DRAWING TITLE:
GROUND FLOOR PART PLAN (SOUTH-EAST) (MFD-GROUND FLOOR)

SEAL & SIGNATURE:
REGISTERED ARCHITECT JOSE DAVID JASSEY 028881 STATE OF NEW YORK

DATE:	15 OCT 14
PROJECT No:	1216-00
DRAWN: Author	REV: 6
Chk: Checker	
SCALE: 1/4" = 1'-0"	
DWG No:	A-425.02
DOB PAGE No:	283 of 569

DOB EMPLOYEE STAMP:

DOB B-SCAN:

36" x 48" Arch E SHEET SIZE
FILE NAME: C:\Revit Local Files\EXTELL-865-AAI-TWR-CNE_hadams.rvt
PLOT DATE: 11/18/2015 2:20:09 PM

DEPT OF BLDGS 421258305 Job Number
E500613202 Scan Code

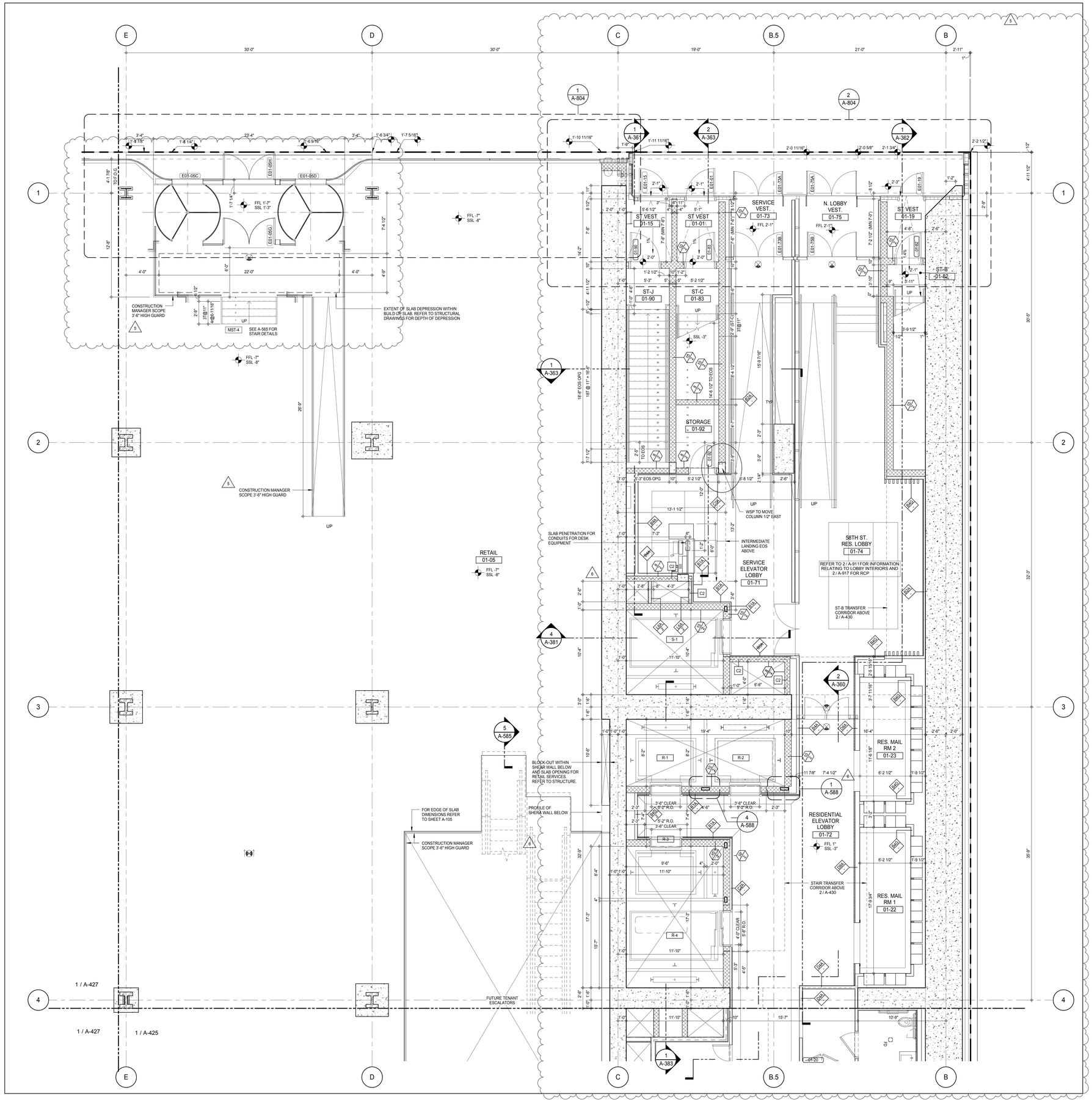

SHEET NOTES:

C1 DASHED LINE DENOTES EXTENT OF 6" HIGH C.I.P. CONCRETE CURB. WIDTH TO MATCH PARTITION UNLESS OTHERWISE NOTED

C2 DASHED LINE DENOTES EXTENT OF 8" HIGH C.I.P. CONCRETE CURB. WIDTH TO MATCH PARTITION UNLESS OTHERWISE NOTED

C3 DASHED LINE DENOTES EXTENT OF 8" HIGH CEMENT BOARD BASE CURB. REFER TO SECTION DETAIL (9) ON SHEET (A-574).

P1 CONCRETE HOUSEKEEPING PAD, HEIGHT, SIZE AND LOCATION TO BE COORDINATED WITH MECHANICAL DRAWINGS.

T1 TOP OF EXISTING STRUCT. SLAB CUT OUT FOR FLOOR RECESSED SLIDING DOOR TRACK ONCE CONSTRUCTION IS COMPLETE.

EDGE OF SLAB IS 11" FROM FACE OF GLASS UNLESS OTHERWISE STATED AND/OR AT SHEAR WALL CONDITIONS.

TEMPORARY SHEAR WALL OPENINGS REQUIRED BY THE CONTRACTOR TO COMPLETE THE PROJECT ARE TO BE IN-FILLED TO MATCH THE WALLS REQUIREMENTS INCLUDING BUT NOT LIMITED TO FIRE RATING, ACOUSTIC PROPERTY, THERMAL PROPERTY, AIR/ VAPOR PERMEABILITY.

KEY PLAN:

PROJECT NORTH: TRUE NORTH

DEVELOPER:
EXTELL DEVELOPMENT COMPANY
805 THIRD AVENUE, 7TH FLOOR
New York, NY 10022 USA
TEL: 212 712 6000 FAX: 212 712 6100

DESIGN ARCHITECT: Base Building Shell & Core
ADRIAN SMITH + GORDON GILL ARCHITECTURE
111 WEST MONROE STREET SUITE 2300
CHICAGO IL 60603
TEL: 312 920 1888 FAX: 312 920 1775

INTERIOR DESIGNER: Residential
Rottet Architecture and Design Studio, PLLC
298 Fifth Ave, 7th Floor
New York, NY 10001
TEL: 646 998 7000 FAX:

ARCHITECT OF RECORD: Base Building Shell, Core, & Residential
AAI ARCHITECTS, P.C.
401 Wellington St. W., 3rd Floor
Toronto, ON M5V 1E7 Canada
TEL: 416 967 1500 FAX: 416 967 7150

STRUCTURAL ENGINEERS:
WSP CANTOR SEINUK
228 EAST 45th Street
New York, NY 10017 USA
TEL: 212 687 9888 FAX: 646 487 5501

MEP ENGINEERS:
AKF GROUP
165 Broadway, 22nd Floor
New York, NY 10006 USA
TEL: 212 354 5656 FAX: 212 354 5668

GEOTECHNICAL ENGINEERS:
Langan Engineering & Environmental Services
21 Penn Plaza - 360 West 31st Street, 8th Floor
New York, NY 10001-2727
TEL: 212 479 5400 FAX: 212 479 5444

CODE CONSULTANTS:
Construction Consulting Associates
100 Church Street
New York, NY 10007
TEL: 212 385 1818 FAX: 212 385 1911

CURTAINWALL CONSULTANT:
AJLP Consulting
40 Worth Street. Suite 826
New York, NY 10013
TEL: 212 757 5659 FAX: 646 219 8508

LANDMARK/PRESERVATION CONSULTANT:
Jan Hird Pokorny Associates, Inc.
39 West 37th Street, 12A
New York, NY 10018
TEL: 212 759 6462 FAX: 212 759 6540

No.	DESCRIPTION	DATE
1	CD PROGRESS ISSUE 1	15 OCT 14
2	CD PROGRESS ISSUE 2	19 DEC 14
3	D.O.B. SUBMISSION	18 FEB 15
4	CD PROGRESS ISSUE 3	09 MAR 15
	D.O.B. SUBMISSION	27 APR 15
5	CD PROGRESS ISSUE 4	01 JUN 15
	D.O.B. AMENDMENT 1	24 JUL 15
6	CD PROGRESS ISSUE 5	10 AUG 15
	D.O.B. AMENDMENT 2	21 SEP 15

0 2'-0" 4'-0" 8'-0"

NOT FOR BID/CONSTRUCTION

Discrepancies must be reported immediately to the Architect before proceeding. Only figured dimensions are to be used. Contractors must check all dimensions on site. This drawing is protected by copyright.

ALL DIMENSIONS ARE SHOWN IN IMPERIAL.

CONSULTANT: AAI ARCHITECTS, P.C.

PROJECT:
217 WEST 57TH STREET
NEW YORK, NY

DRAWING TITLE:
GROUND FLOOR PART PLAN
(NORTH-EAST) (MFD-GROUND FLOOR)

SEAL & SIGNATURE: REGISTERED ARCHITECT WILLIAM DAVID JAMIESON No. 028881 STATE OF NEW YORK

DATE:	15 OCT 14
PROJECT No:	1216-00
DRAWN: Author	REV: 6
CHK: Checker	
SCALE: 1/4" = 1'-0"	
DWG No:	A-426.02
DOB PAGE No:	284 of 569

DOB EMPLOYEE STAMP: DOB B-SCAN:

36" x 48" Arch E SHEET SIZE
FILE NAME: C:\Revit Local Files\EXTELL-866-AAI-TYKR-CNF_Jaylenn.rvt
PLOT DATE: 10/13/2015 2:20:18 PM

DEPT OF BLDGS 421263635 Job Number
ES700A42495 Scan Code

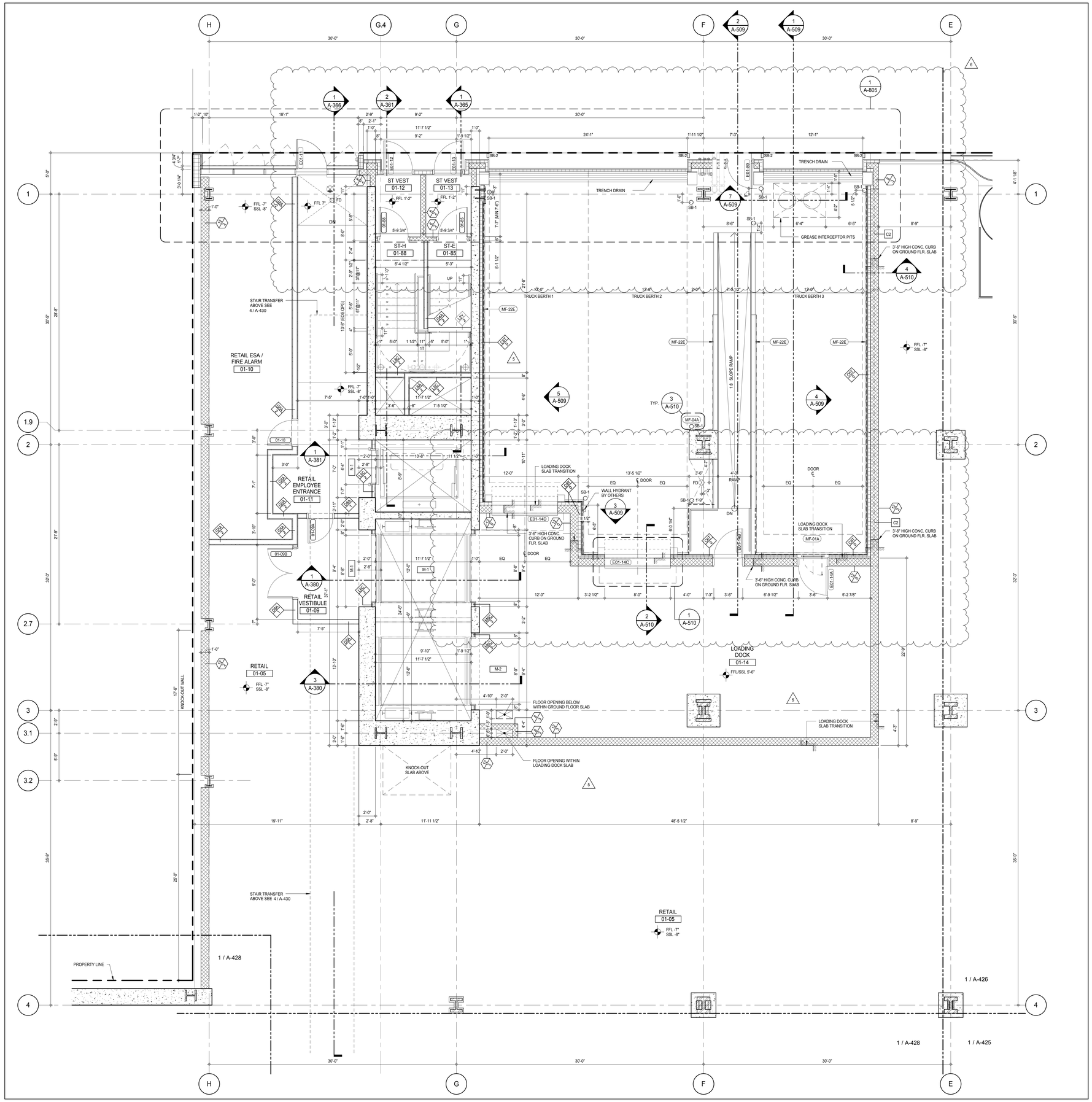

SHEET NOTES:

C1 DASHED LINE DENOTES EXTENT OF 6" HIGH C.I.P. CONCRETE CURB. WIDTH TO MATCH PARTITION UNLESS OTHERWISE NOTED

C2 DASHED LINE DENOTES EXTENT OF 8" HIGH C.I.P. CONCRETE CURB. WIDTH TO MATCH PARTITION UNLESS OTHERWISE NOTED

C3 DASHED LINE DENOTES EXTENT OF 8" HIGH CEMENT BOARD BASE CURB. REFER TO SECTION DETAIL (9) ON SHEET (A-574).

P1 CONCRETE HOUSEKEEPING PAD, HEIGHT, SIZE AND LOCATION TO BE COORDINATED WITH MECHANICAL DRAWINGS.

EDGE OF SLAB IS 11" FROM FACE OF GLASS UNLESS OTHERWISE STATED AND/OR AT SHEAR WALL CONDITIONS.

KEYNOTE LEGEND:

TAG #	DESCRIPTION
MF-01A	GUARDRAIL - GALVANIZED
MF-04A	BOLLARD - GALVANIZED
MF-22E	WAINSCOT PANEL - ALUMINUM

KEY PLAN:

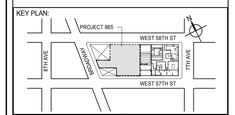

PROJECT NORTH / TRUE NORTH

DEVELOPER:
EXTELL DEVELOPMENT COMPANY
805 THIRD AVENUE, 7TH FLOOR
New York, NY 10022 USA
TEL: 212 712 6000 FAX: 212 712 6100

DESIGN ARCHITECT: Base Building Shell & Core
ADRIAN SMITH + GORDON GILL ARCHITECTURE
111 WEST MONROE STREET SUITE 2300
CHICAGO IL 60603
TEL: 312 920 1888 FAX: 312 920 1775

INTERIOR DESIGNER: Residential
Rottet Architecture and Design Studio, PLLC
298 Fifth Ave, 7th Floor
New York, NY 10001
TEL: 646 998 7000 FAX:

ARCHITECT OF RECORD: Base Building Shell, Core, & Residential
AAI ARCHITECTS, P.C.
401 Wellington St. W., 3rd Floor
Toronto, ON M5V 1E7 Canada
TEL: 416 967 1500 FAX: 416 967 7150

STRUCTURAL ENGINEERS:
WSP CANTOR SEINUK
228 EAST 45th Street
New York, NY 10017 USA
TEL: 212 687 9888 FAX: 646 487 5501

MEP ENGINEERS:
AKF GROUP
165 Broadway, 22nd Floor
New York, NY 10006 USA
TEL: 212 354 5656 FAX: 212 354 5668

GEOTECHNICAL ENGINEERS:
Langan Engineering & Environmental Services
21 Penn Plaza - 360 West 31st Street, 8th Floor
New York, NY 10001-2727
TEL: 212 479 5400 FAX: 212 479 5444

CODE CONSULTANTS:
Construction Consulting Associates
100 Church Street
New York, NY 10007
TEL: 212 385 1818 FAX: 212 385 1911

CURTAINWALL CONSULTANT:
AJLP Consulting
40 Worth Street. Suite 826
New York, NY 10013
TEL: 212 757 5659 FAX: 646 219 8508

LANDMARK/PRESERVATION CONSULTANT:
Jan Hird Pokorny Associates, Inc.
39 West 37th Street, 12A
New York, NY 10018
TEL: 212 759 6462 FAX: 212 759 6540

No.	DESCRIPTION	DATE
1	CD PROGRESS ISSUE 1	15 OCT 14
2	CD PROGRESS ISSUE 2	19 DEC 14
3	D.O.B. SUBMISSION	18 FEB 15
4	CD PROGRESS ISSUE 3	09 MAR 15
	D.O.B. SUBMISSION	27 APR 15
5	CD PROGRESS ISSUE 4	01 JUN 15
6	CD PROGRESS ISSUE 5	10 AUG 15
	D.O.B. AMENDMENT 2	21 SEP 15

0 2' - 0" 4' - 0" 8' - 0"

NOT FOR BID/CONSTRUCTION

Discrepancies must be reported immediately to the Architect before proceeding. Only figured dimensions are to be used. Contractors must check all dimensions on site. This drawing is protected by copyright.

ALL DIMENSIONS ARE SHOWN IN IMPERIAL.

CONSULTANT: AAI ARCHITECTS, P.C.

PROJECT:
217 WEST 57TH STREET
NEW YORK, NY

DRAWING TITLE:
GROUND FLOOR PART PLAN (NORTH-WEST) (MFD-GROUND FLOOR)

SEAL & SIGNATURE: REGISTERED ARCHITECT JAMES DAVID JAMIESON 028883 STATE OF NEW YORK

DATE:	15 OCT 14
PROJECT No:	1216-00
DRAWN: Author	REV:
CHK: Checker	6
SCALE: 1/4" = 1'-0"	
DWG No:	A-427.01
DOB PAGE No:	285 of 569

DOB EMPLOYEE STAMP: DOB B-SCAN:

36" x 48" Arch E SHEET SIZE
FILE NAME: C:\Revit Local Files\EXTELL-865-AAI-TWR-CNF_hadamm.rvt
PLOT DATE: 9/22/2015 9:57:18 AM

DEPT OF BLDGS 421263505 Job Number
E509563505 Scan Code

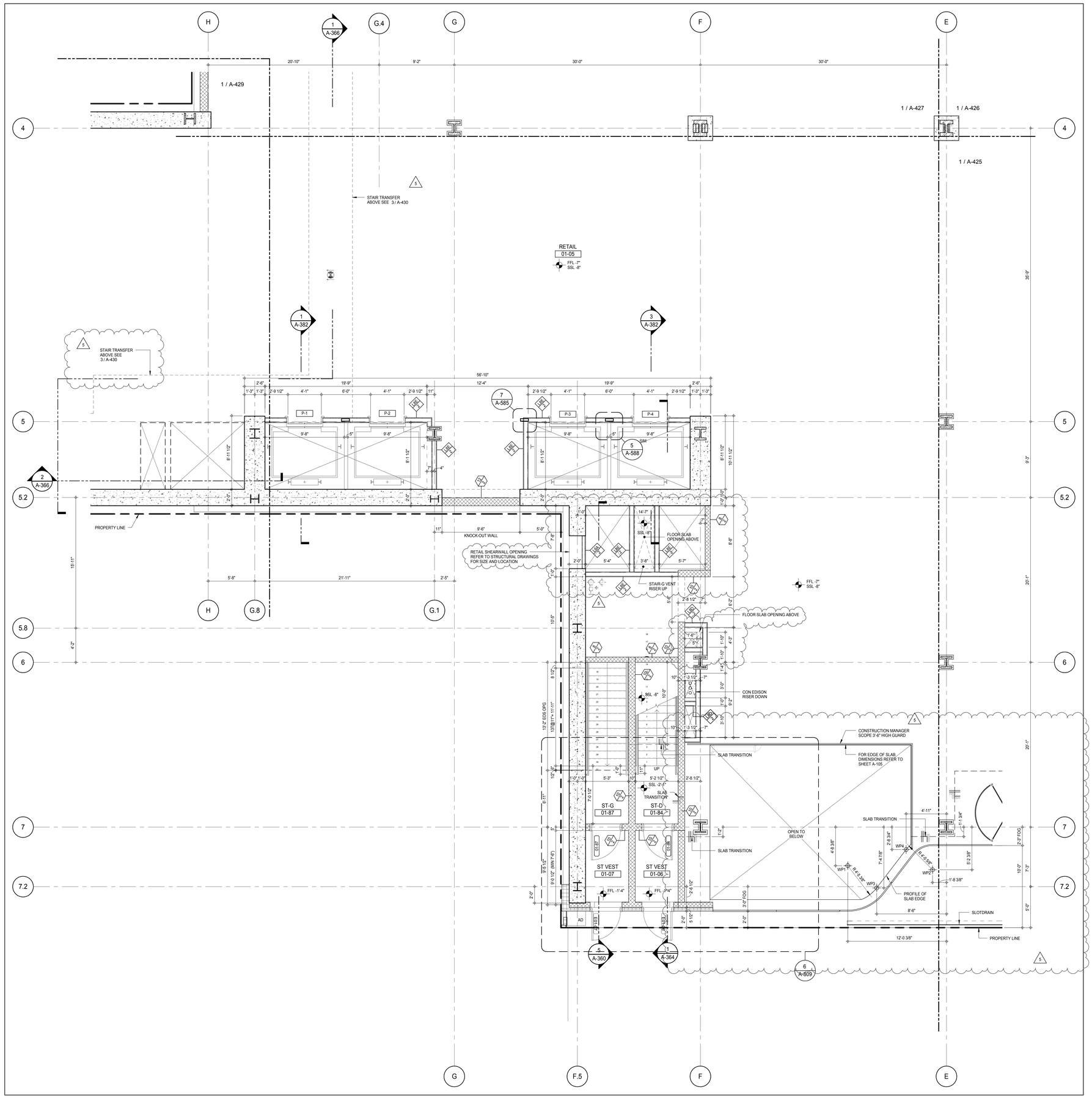

SHEET NOTES:

C1 DASHED LINE DENOTES EXTENT OF 6" HIGH C.I.P. CONCRETE CURB. WIDTH TO MATCH PARTITION UNLESS OTHERWISE NOTED

C2 DASHED LINE DENOTES EXTENT OF 8" HIGH C.I.P. CONCRETE CURB. WIDTH TO MATCH PARTITION UNLESS OTHERWISE NOTED

C3 DASHED LINE DENOTES EXTENT OF 8" HIGH CEMENT BOARD BASE CURB. REFER TO SECTION DETAIL (9) ON SHEET (A-574).

P1 CONCRETE HOUSEKEEPING PAD, HEIGHT, SIZE AND LOCATION TO BE COORDINATED WITH MECHANICAL DRAWINGS.

EDGE OF SLAB IS 11" FROM FACE OF GLASS UNLESS OTHERWISE STATED AND/OR AT SHEAR WALL CONDITIONS.

KEY PLAN:

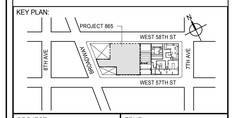

PROJECT NORTH

TRUE NORTH

DEVELOPER:
EXTELL DEVELOPMENT COMPANY
805 THIRD AVENUE, 7TH FLOOR
New York, NY 10022 USA
TEL: 212 712 6000 FAX: 212 712 6100

DESIGN ARCHITECT: Base Building Shell & Core
ADRIAN SMITH + GORDON GILL ARCHITECTURE
111 WEST MONROE STREET SUITE 2300
CHICAGO IL 60603
TEL: 312 920 1888 FAX: 312 920 1775

INTERIOR DESIGNER: Residential
Rottet Architecture and Design Studio, PLLC
298 Fifth Ave, 7th Floor
New York, NY 10001
TEL: 646 998 7000 FAX:

ARCHITECT OF RECORD: Base Building Shell, Core, & Residential
AAI ARCHITECTS, P.C.
401 Wellington St. W., 3rd Floor
Toronto, ON M5V 1E7 Canada
TEL: 416 967 1500 FAX: 416 967 7150

STRUCTURAL ENGINEERS:
WSP CANTOR SEINUK
228 EAST 45th Street
New York, NY 10017 USA
TEL: 212 687 9888 FAX: 646 487 5501

MEP ENGINEERS:
AKF GROUP
165 Broadway, 22nd Floor
New York, NY 10006 USA
TEL: 212 354 5656 FAX: 212 354 5668

GEOTECHNICAL ENGINEERS:
Langan Engineering & Environmental Services
21 Penn Plaza - 360 West 31st Street, 8th Floor
New York, NY 10001-2727
TEL: 212 479 5400 FAX: 212 479 5444

CODE CONSULTANTS:
Construction Consulting Associates
100 Church Street
New York, NY 10007
TEL: 212 385 1818 FAX: 212 385 1911

CURTAINWALL CONSULTANT:
AJLP Consulting
40 Worth Street. Suite 826
New York, NY 10013
TEL: 212 757 5659 FAX: 646 219 8508

LANDMARK/PRESERVATION CONSULTANT:
Jan Hird Pokorny Associates, Inc.
39 West 37th Street, 12A
New York, NY 10018
TEL: 212 759 6462 FAX: 212 759 6540

No.	DESCRIPTION	DATE
1	CD PROGRESS ISSUE 1	15 OCT 14
2	CD PROGRESS ISSUE 2	19 DEC 14
3	D.O.B. SUBMISSION	18 FEB 15
4	CD PROGRESS ISSUE 3	09 MAR 15
	D.O.B. SUBMISSION	27 APR 15
5	CD PROGRESS ISSUE 4	01 JUN 15
6	CD PROGRESS ISSUE 5	10 AUG 15
	D.O.B. AMENDMENT 2	21 SEP 15

0 2' - 0" 4' - 0" 8' - 0"

NOT FOR BID/CONSTRUCTION

Discrepancies must be reported immediately to the Architect before proceeding. Only figured dimensions are to be used. Contractors must check all dimensions on site. This drawing is protected by copyright.

ALL DIMENSIONS ARE SHOWN IN IMPERIAL.

CONSULTANT:

AAI ARCHITECTS, P.C.

PROJECT:

217 WEST 57TH STREET
NEW YORK, NY

DRAWING TITLE:

GROUND FLOOR PART PLAN (SOUTH-WEST) (MFD-GROUND FLOOR)

SEAL & SIGNATURE:

REGISTERED ARCHITECT WAYNE DAVID JAGER No. 026881 STATE OF NEW YORK

DATE:	15 OCT 14
PROJECT No:	1216-00
DRAWN: Author	REV:
CHK: Checker	6
SCALE: 1/4" = 1'-0"	
DWG No:	A-428.01
DOB PAGE No:	286 of 569

DOB EMPLOYEE STAMP:

DOB B-SCAN:

36" x 48" Arch E SHEET SIZE
FILE NAME: C:\Revit Local Files\EXTELL-865-AAI-TWR-CNF_Jagerm.rvt
PLOT DATE: 9/22/2015 10:57:59 AM

DEPT OF BLDGS 421258305 Job Number
E350187900102 Scan Code

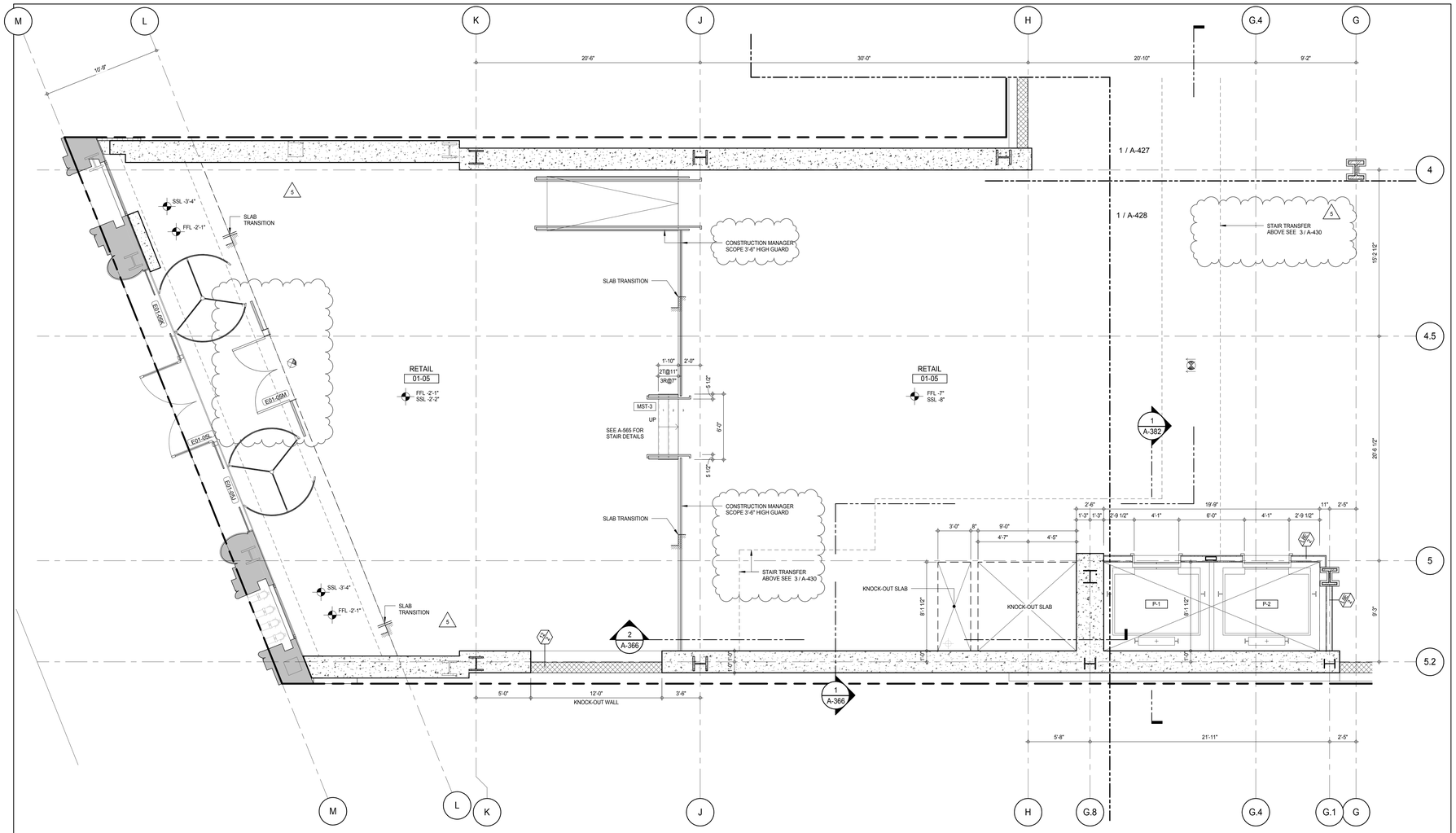

SHEET NOTES:

C1 DASHED LINE DENOTES EXTENT OF 6" HIGH C.I.P. CONCRETE CURB. WIDTH TO MATCH PARTITION UNLESS OTHERWISE NOTED

C2 DASHED LINE DENOTES EXTENT OF 8" HIGH C.I.P. CONCRETE CURB. WIDTH TO MATCH PARTITION UNLESS OTHERWISE NOTED

C3 DASHED LINE DENOTES EXTENT OF 8" HIGH CEMENT BOARD BASE CURB. REFER TO SECTION DETAIL (9) ON SHEET (A-574).

P1 CONCRETE HOUSEKEEPING PAD, HEIGHT, SIZE AND LOCATION TO BE COORDINATED WITH MECHANICAL DRAWINGS.

EDGE OF SLAB IS 11" FROM FACE OF GLASS UNLESS OTHERWISE STATED AND/OR AT SHEAR WALL CONDITIONS.



KEY PLAN:

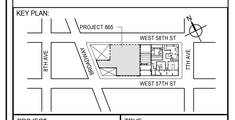

PROJECT NORTH

TRUE NORTH

DEVELOPER:
EXTELL DEVELOPMENT COMPANY
805 THIRD AVENUE, 7TH FLOOR
New York, NY 10022 USA
TEL: 212 712 6000 FAX: 212 712 6100

DESIGN ARCHITECT: Base Building Shell & Core
ADRIAN SMITH + GORDON GILL ARCHITECTURE
111 WEST MONROE STREET SUITE 2300
CHICAGO IL 60603
TEL: 312 920 1888 FAX: 312 920 1775

INTERIOR DESIGNER: Residential
Rottet Architecture and Design Studio, PLLC
298 Fifth Ave, 7th Floor
New York, NY 10001
TEL: 646 998 7000 FAX:

ARCHITECT OF RECORD: Base Building Shell, Core, & Residential
AAI ARCHITECTS, P.C.
401 Wellington St. W., 3rd Floor
Toronto, ON M5V 1E7 Canada
TEL: 416 967 1500 FAX: 416 967 7150

STRUCTURAL ENGINEERS:
WSP CANTOR SEINUK
228 EAST 45th Street
New York, NY 10017 USA
TEL: 212 687 9888 FAX: 646 487 5501

MEP ENGINEERS:
AKF GROUP
165 Broadway, 22nd Floor
New York, NY 10006 USA
TEL: 212 354 5656 FAX: 212 354 5668

GEOTECHNICAL ENGINEERS:
Langan Engineering & Environmental Services
21 Penn Plaza - 360 West 31st Street, 8th Floor
New York, NY 10001-2727
TEL: 212 479 5400 FAX: 212 479 5444

CODE CONSULTANTS:
Construction Consulting Associates
100 Church Street
New York, NY 10007
TEL: 212 385 1818 FAX: 212 385 1911

CURTAINWALL CONSULTANT:
AJLP Consulting
40 Worth Street. Suite 826
New York, NY 10013
TEL: 212 757 5659 FAX: 646 219 8508

LANDMARK/PRESERVATION CONSULTANT:
Jan Hird Pokorny Associates, Inc.
39 West 37th Street, 12A
New York, NY 10018
TEL: 212 759 6462 FAX: 212 759 6540

No.	DESCRIPTION	DATE
1	CD PROGRESS ISSUE 1	15 OCT 14
2	CD PROGRESS ISSUE 2	19 DEC 14
3	D.O.B. SUBMISSION	18 FEB 15
4	CD PROGRESS ISSUE 3	09 MAR 15
	D.O.B. SUBMISSION	27 APR 15
5	CD PROGRESS ISSUE 4	01 JUN 15
6	CD PROGRESS ISSUE 5	10 AUG 15
	D.O.B. AMENDMENT 2	21 SEP 15

0 2' - 0" 4' - 0" 8' - 0"

NOT FOR BID/CONSTRUCTION

Discrepancies must be reported immediately to the Architect before proceeding. Only figured dimensions are to be used. Contractors must check all dimensions on site. This drawing is protected by copyright.

ALL DIMENSIONS ARE SHOWN IN IMPERIAL.

CONSULTANT:

AAI ARCHITECTS, P.C.

PROJECT:

217 WEST 57TH STREET
NEW YORK, NY

DRAWING TITLE:

GROUND FLOOR PART PLAN (WEST)
(MFD-GROUND FLOOR)

SEAL & SIGNATURE:

REGISTERED ARCHITECT
ANDREW DAVID JAMES
No. 026881
STATE OF NEW YORK

DATE:	15 OCT 14
PROJECT No:	1216-00
DRAWN: Author	REV:
CHK: Checker	6
SCALE: 1/4" = 1'-0"	
DWG No:	A-429.01
DOB PAGE No:	287 of 569

DOB EMPLOYEE STAMP:

DOB B-SCAN:

36" x 48" Arch E SHEET SIZE
FILE NAME: C:\Revit Local Files\EXTELL-865-AAI-TWR-CNF_bullerin.rvt
PLOT DATE: 9/22/2015 5:57:57 AM

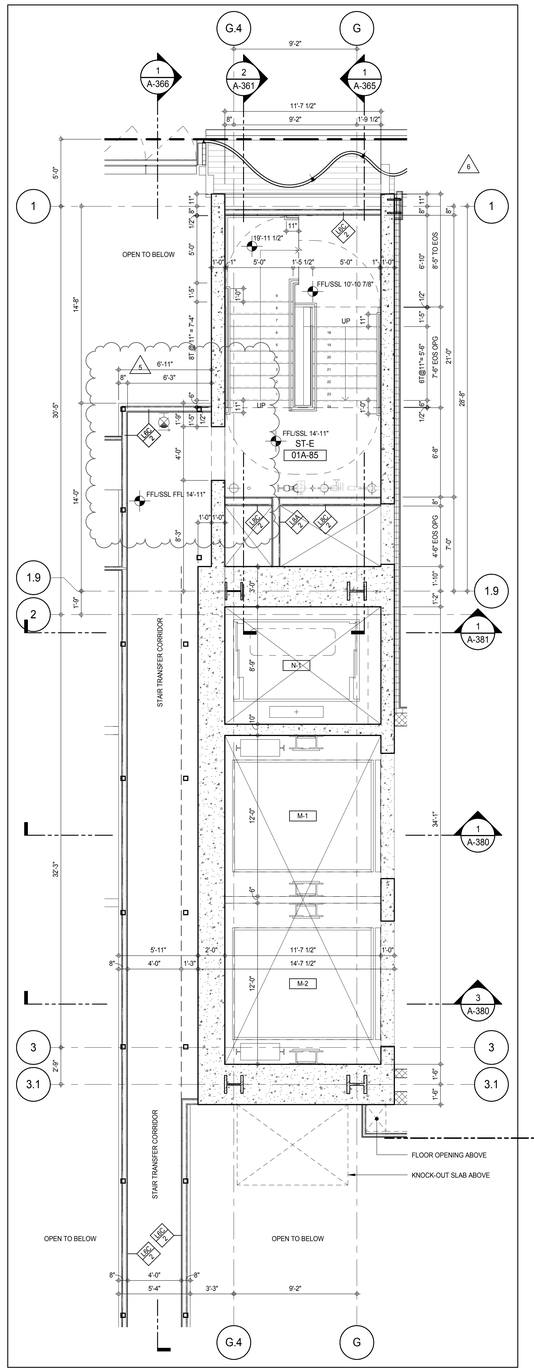

GROUND FLOOR INTERMEDIATE STAIR TRANSFER PLAN (4)
A-106
1/4" = 1'-0"

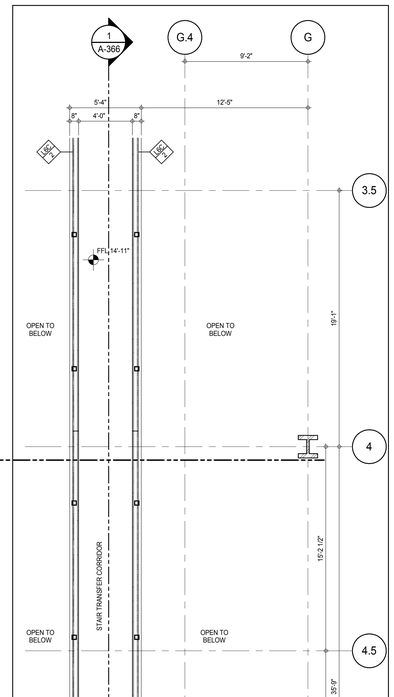

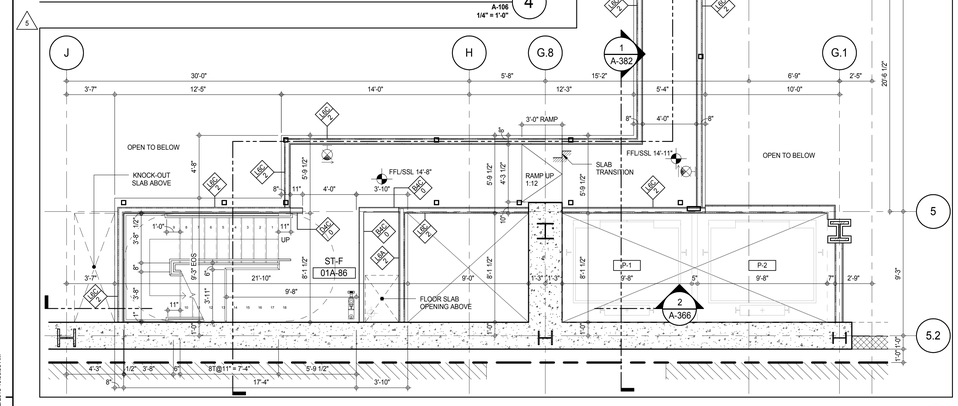

GROUND FLOOR INTERMEDIATE STAIR TRANSFER PLAN (3)
A-106
1/4" = 1'-0"

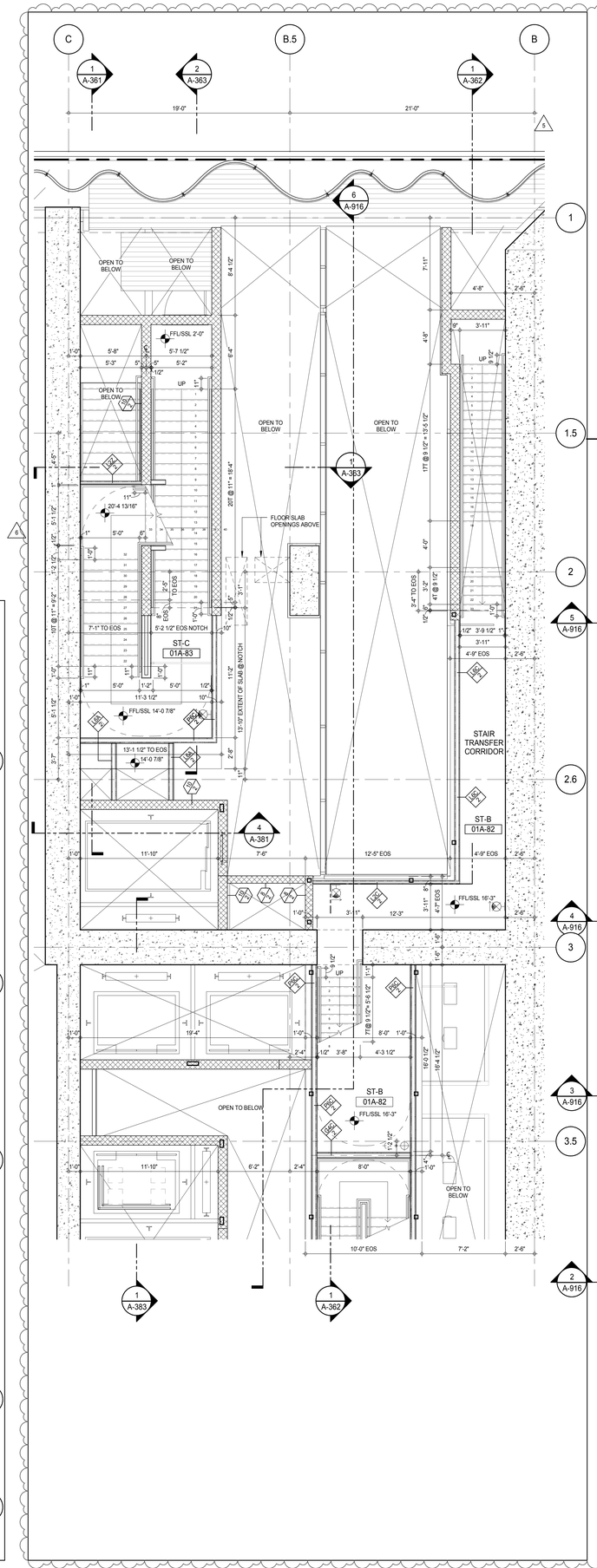

GROUND FLOOR INTERMEDIATE STAIR TRANSFER PLAN (2)
A-106
1/4" = 1'-0"

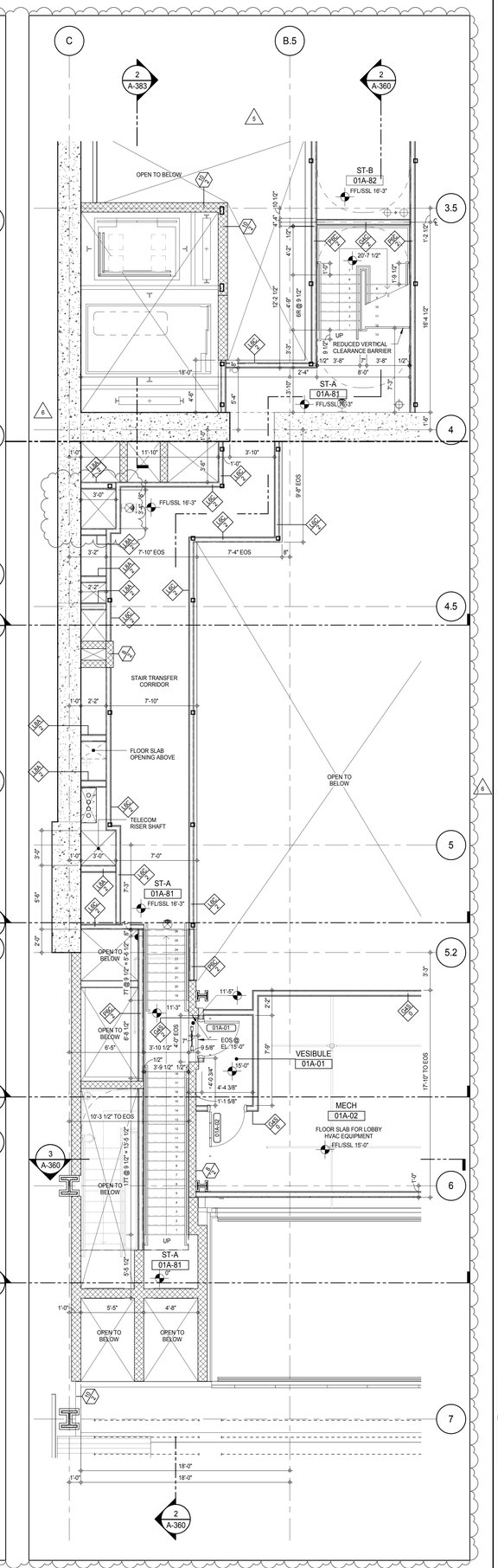

GROUND FLOOR INTERMEDIATE STAIR TRANSFER PLAN (1)
A-106
1/4" = 1'-0"



KEY PLAN:

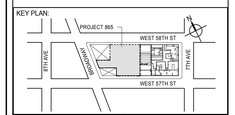

PROJECT NORTH | TRUE NORTH

DEVELOPER:
EXTELL DEVELOPMENT COMPANY
805 THIRD AVENUE, 7TH FLOOR
New York, NY 10022 USA
TEL: 212 712 6000 FAX: 212 712 6100

DESIGN ARCHITECT: Base Building Shell & Core
ADRIAN SMITH + GORDON GILL ARCHITECTURE
111 WEST MONROE STREET SUITE 2300
CHICAGO IL 60603
TEL: 312 920 1888 FAX: 312 920 1775

INTERIOR DESIGNER: Residential
Rottet Architecture and Design Studio, PLLC
298 Fifth Ave, 7th Floor
New York, NY 10001
TEL: 646 998 7000 FAX:

ARCHITECT OF RECORD: Base Building Shell, Core, & Residential
AAI ARCHITECTS, P.C.
401 Wellington St. W., 3rd Floor
Toronto, ON M5V 1E7 Canada
TEL: 416 967 1500 FAX: 416 967 7150

STRUCTURAL ENGINEERS:
WSP CANTOR SEINUK
228 EAST 45th Street
New York, NY 10017 USA
TEL: 212 687 9888 FAX: 646 487 5501

MEP ENGINEERS:
AKF GROUP
165 Broadway, 22nd Floor
New York, NY 10006 USA
TEL: 212 354 5656 FAX: 212 354 5668

GEOTECHNICAL ENGINEERS:
Langan Engineering & Environmental Services
21 Penn Plaza - 360 West 31st Street, 8th Floor
New York, NY 10001-2727
TEL: 212 479 5400 FAX: 212 479 5444

CODE CONSULTANTS:
Construction Consulting Associates
100 Church Street
New York, NY 10007
TEL: 212 385 1818 FAX: 212 385 1911

CURTAINWALL CONSULTANT:
AJLP Consulting
40 Worth Street. Suite 826
New York, NY 10013
TEL: 212 757 5659 FAX: 646 219 8508

LANDMARK/PRESERVATION CONSULTANT:
Jan Hird Pokorny Associates, Inc.
39 West 37th Street, 12A
New York, NY 10018
TEL: 212 759 6462 FAX: 212 759 6540

No.	DESCRIPTION	DATE
1	CD PROGRESS ISSUE 1	15 OCT 14
2	CD PROGRESS ISSUE 2	19 DEC 14
3	D.O.B. SUBMISSION	18 FEB 15
4	CD PROGRESS ISSUE 3	09 MAR 15
	D.O.B. SUBMISSION	27 APR 15
5	CD PROGRESS ISSUE 4	01 JUN 15
	D.O.B. AMENDMENT 1	24 JUL 15
6	CD PROGRESS ISSUE 5	10 AUG 15
	D.O.B. AMENDMENT 2	21 SEP 15

0 2'-0" 4'-0" 8'-0"

NOT FOR BID/CONSTRUCTION

Discrepancies must be reported immediately to the Architect before proceeding. Only figured dimensions are to be used. Contractors must check all dimensions on site. This drawing is protected by copyright.

ALL DIMENSIONS ARE SHOWN IN IMPERIAL.

CONSULTANT:
AAI ARCHITECTS, P.C.

PROJECT:
217 WEST 57TH STREET
NEW YORK, NY

DRAWING TITLE:
GROUND FLOOR PLAN
INTERMEDIATE (STAIR TRANSFER)
(MFD-GROUND FLOOR INTERMEDIATE)

SEAL & SIGNATURE:
REGISTERED ARCHITECT MICHAEL DAVID JAMES No. 028881 STATE OF NEW YORK

DATE:	15 OCT 14
PROJECT No:	1216-00
DRAWN: Author	REV:
CHK: Checker	6
SCALE: 1/4" = 1'-0"	
DWG No:	A-430.02
DOB PAGE No:	288 of 569

DOB EMPLOYEE STAMP: DOB B-SCAN:

DEPT OF BLDGS 421208305 Job Number
E3535399935 Scan Code
36" x 48" Arch E SHEET SIZE
FILE NAME: C:\Revit Local Files\EXTELL-865-AAI-TWR-CNF_hudson.rvt
PLOT DATE: 8/20/2015 9:58:38 AM

DEPT OF BLDGS 421208305 Job Number
E302425997/0 Scan Code

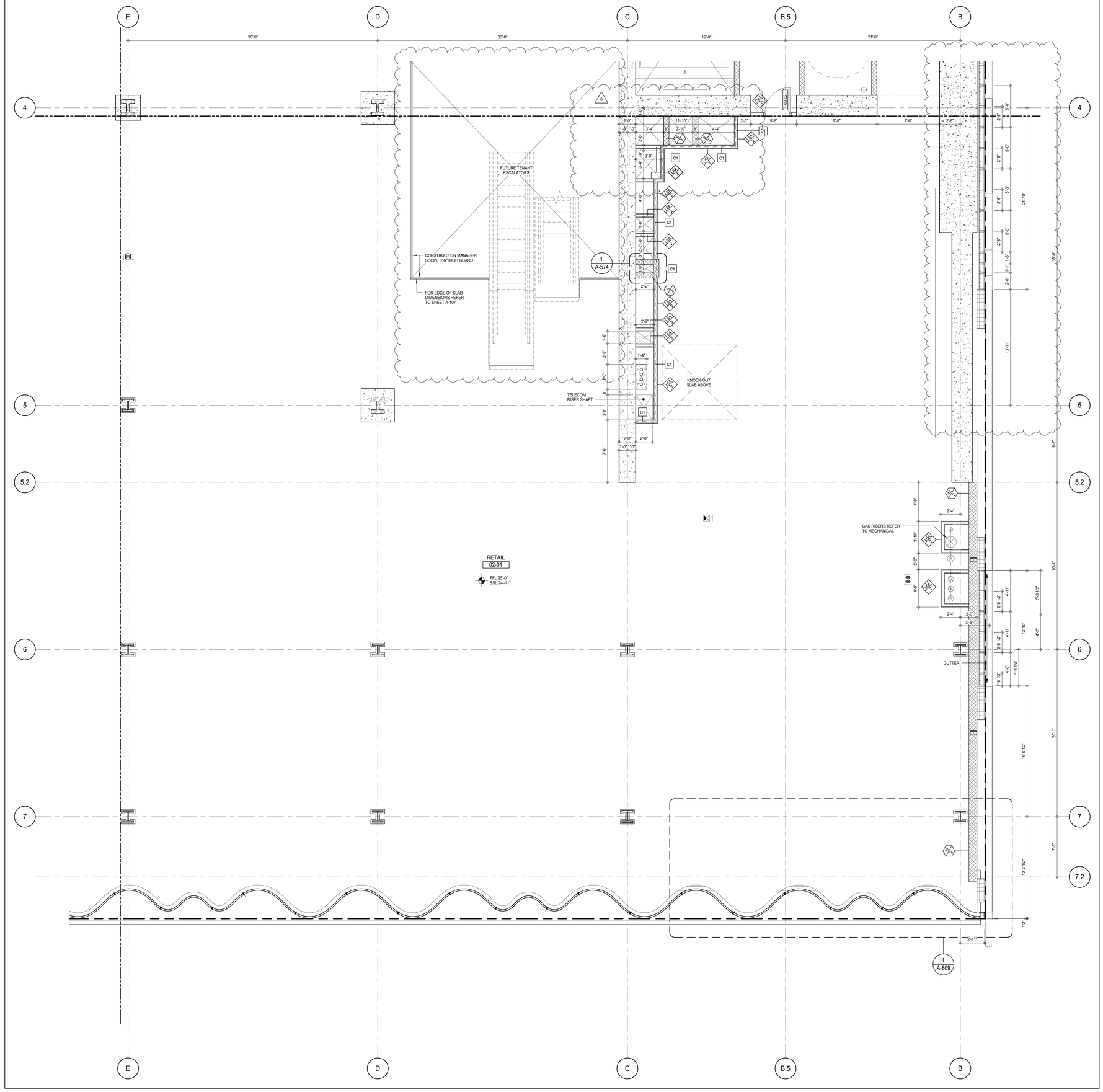

SHEET NOTES:

C1 DASHED LINE DENOTES EXTENT OF 6" HIGH C.I.P. CONCRETE CURB. WIDTH TO MATCH PARTITION UNLESS OTHERWISE NOTED

C2 DASHED LINE DENOTES EXTENT OF 8" HIGH C.I.P. CONCRETE CURB. WIDTH TO MATCH PARTITION UNLESS OTHERWISE NOTED

C3 DASHED LINE DENOTES EXTENT OF 8" HIGH CEMENT BOARD BASE CURB. REFER TO SECTION DETAIL (9) ON SHEET (A-574).

P1 CONCRETE HOUSEKEEPING PAD, HEIGHT, SIZE AND LOCATION TO BE COORDINATED WITH MECHANICAL DRAWINGS.

T1 TOP OF EXISTING STRUCT. SLAB CUT OUT FOR FLOOR RECESSED SLIDING DOOR TRACK ONCE CONSTRUCTION IS COMPLETE.

EDGE OF SLAB IS 11" FROM FACE OF GLASS UNLESS OTHERWISE STATED AND/OR AT SHEAR WALL CONDITIONS.

TEMPORARY SHEAR WALL OPENINGS REQUIRED BY THE CONTRACTOR TO COMPLETE THE PROJECT ARE TO BE IN-FILLED TO MATCH THE WALLS REQUIREMENTS INCLUDING BUT NOT LIMITED TO FIRE RATING, ACOUSTIC PROPERTY, THERMAL PROPERTY, AIR/ VAPOR PERMEABILITY.

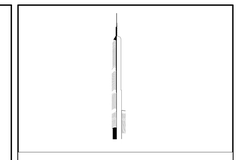

KEY PLAN:

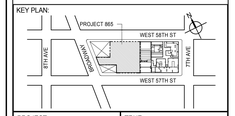

PROJECT NORTH:

TRUE NORTH

DEVELOPER:
EXTELL DEVELOPMENT COMPANY
805 THIRD AVENUE, 7TH FLOOR
New York, NY 10022 USA
TEL: 212 712 6000 FAX: 212 712 6100

DESIGN ARCHITECT: Base Building Shell & Core
ADRIAN SMITH + GORDON GILL ARCHITECTURE
111 WEST MONROE STREET SUITE 2300
CHICAGO IL 60603
TEL: 312 920 1888 FAX: 312 920 1775

INTERIOR DESIGNER: Residential
Rottet Architecture and Design Studio, PLLC
298 Fifth Ave, 7th Floor
New York, NY 10001
TEL: 646 998 7000 FAX:

ARCHITECT OF RECORD: Base Building Shell, Core, & Residential
AAI ARCHITECTS, P.C.
401 Wellington St. W., 3rd Floor
Toronto, ON M5V 1E7 Canada
TEL: 416 967 1500 FAX: 416 967 7150

STRUCTURAL ENGINEERS:
WSP CANTOR SEINUK
228 EAST 45th Street
New York, NY 10017 USA
TEL: 212 687 9888 FAX: 646 487 5501

MEP ENGINEERS:
AKF GROUP
165 Broadway, 22nd Floor
New York, NY 10006 USA
TEL: 212 354 5656 FAX: 212 354 5668

GEOTECHNICAL ENGINEERS:
Langan Engineering & Environmental Services
21 Penn Plaza - 360 West 31st Street, 8th Floor
New York, NY 10001-2727
TEL: 212 479 5400 FAX: 212 479 5444

CODE CONSULTANTS:
Construction Consulting Associates
100 Church Street
New York, NY 10007
TEL: 212 385 1818 FAX: 212 385 1911

CURTAINWALL CONSULTANT:
AJLP Consulting
40 Worth Street. Suite 826
New York, NY 10013
TEL: 212 757 5659 FAX: 646 219 8508

LANDMARK/PRESERVATION CONSULTANT:
Jan Hird Pokorny Associates, Inc.
39 West 37th Street, 12A
New York, NY 10018
TEL: 212 759 6462 FAX: 212 759 6540

No.	DESCRIPTION	DATE
1	CD PROGRESS ISSUE 1	15 OCT 14
2	CD PROGRESS ISSUE 2	19 DEC 14
3	D.O.B. SUBMISSION	18 FEB 15
4	CD PROGRESS ISSUE 3	09 MAR 15
	D.O.B. SUBMISSION	27 APR 15
5	CD PROGRESS ISSUE 4	01 JUN 15
6	CD PROGRESS ISSUE 5	10 AUG 15
	D.O.B. AMENDMENT 2	21 SEP 15

0 2' - 0" 4' - 0" 8' - 0"

NOT FOR BID/CONSTRUCTION

Discrepancies must be reported immediately to the Architect before proceeding. Only figured dimensions are to be used. Contractors must check all dimensions on site. This drawing is protected by copyright.

ALL DIMENSIONS ARE SHOWN IN IMPERIAL.

CONSULTANT:

AAI ARCHITECTS, P.C.

PROJECT:

217 WEST 57TH STREET
NEW YORK, NY

DRAWING TITLE:

2ND FLOOR PART PLAN (SOUTH-EAST)
(MFD-2ND FLOOR)

SEAL & SIGNATURE:

REGISTERED ARCHITECT DAVID JAYNES No. 028881 STATE OF NEW YORK

DATE:	15 OCT 14
PROJECT No:	1216-00
DRAWN: Author	REV:
CHK: Checker	6
SCALE: 1/4" = 1'-0"	
DWG No:	**A-431.01**
DOB PAGE No:	289 of 569

DOB EMPLOYEE STAMP:

DOB B-SCAN:

36" x 48" Arch E SHEET SIZE
FILE NAME: C:\Revit Local Files\EXTELL-865-AAI-TWR-CNF_bulletin.rvt
PLOT DATE: 11/03/2015 2:20:39 PM

DEPT OF BLDGS 421258305 Job Number
E3147430239 Scan Code

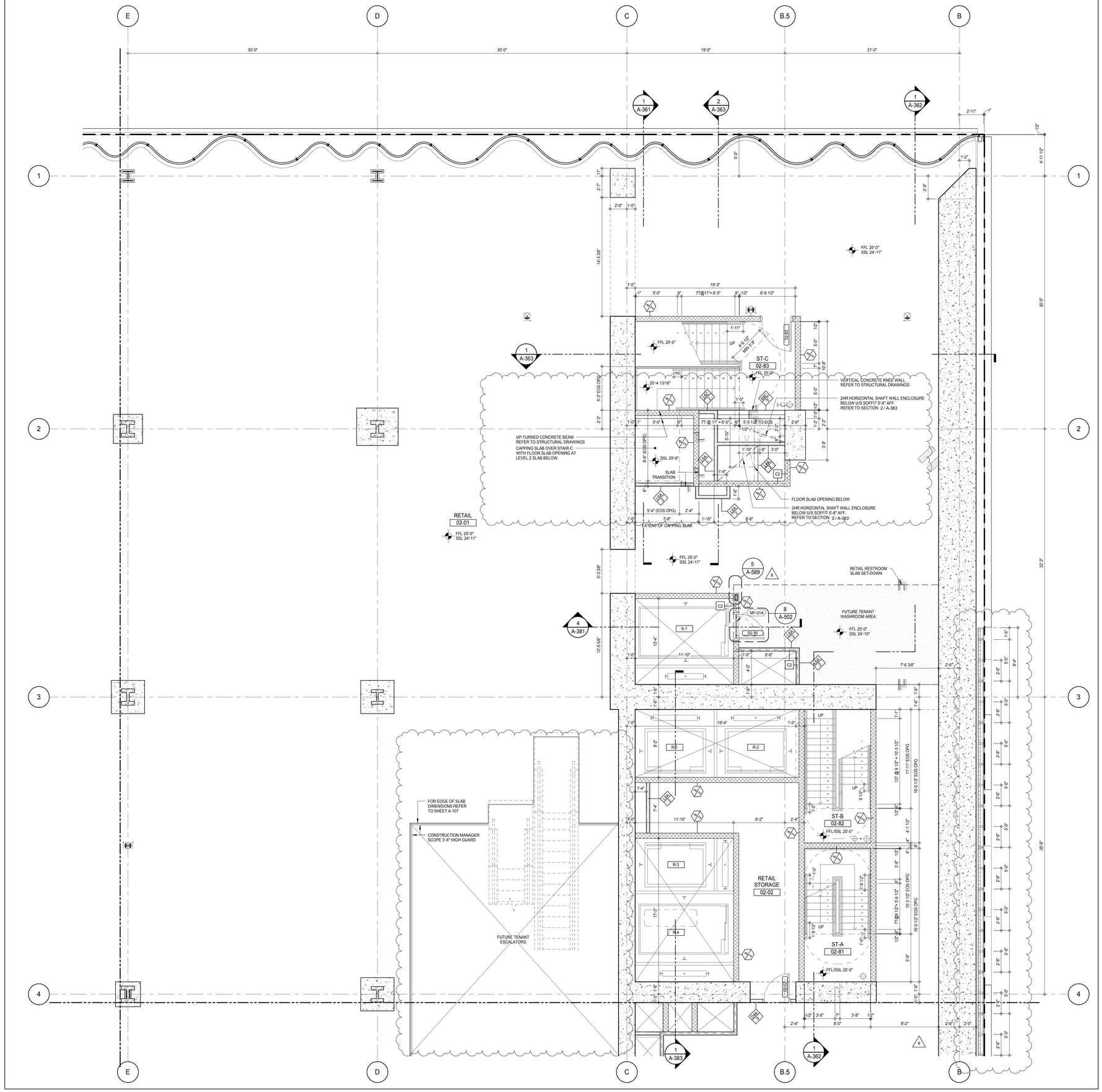

SHEET NOTES:

C1 DASHED LINE DENOTES EXTENT OF 6" HIGH C.I.P. CONCRETE CURB. WIDTH TO MATCH PARTITION UNLESS OTHERWISE NOTED

C2 DASHED LINE DENOTES EXTENT OF 8" HIGH C.I.P. CONCRETE CURB. WIDTH TO MATCH PARTITION UNLESS OTHERWISE NOTED

C3 DASHED LINE DENOTES EXTENT OF 8" HIGH CEMENT BOARD BASE CURB. REFER TO SECTION DETAIL (9) ON SHEET (A-574).

P1 CONCRETE HOUSEKEEPING PAD, HEIGHT, SIZE AND LOCATION TO BE COORDINATED WITH MECHANICAL DRAWINGS.

T1 TOP OF EXISTING STRUCT. SLAB CUT OUT FOR FLOOR RECESSED SLIDING DOOR TRACK ONCE CONSTRUCTION IS COMPLETE.

EDGE OF SLAB IS 11" FROM FACE OF GLASS UNLESS OTHERWISE STATED AND/OR AT SHEAR WALL CONDITIONS.

TEMPORARY SHEAR WALL OPENINGS REQUIRED BY THE CONTRACTOR TO COMPLETE THE PROJECT ARE TO BE IN-FILLED TO MATCH THE WALLS REQUIREMENTS INCLUDING BUT NOT LIMITED TO FIRE RATING, ACOUSTIC PROPERTY, THERMAL PROPERTY, AIR/ VAPOR PERMEABILITY.

KEYNOTE LEGEND:

TAG #	DESCRIPTION
MF-01A	GUARDRAIL - GALVANIZED

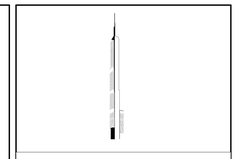

KEY PLAN:

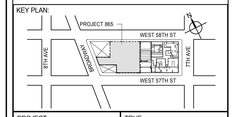

PROJECT NORTH

TRUE NORTH

DEVELOPER:
EXTELL DEVELOPMENT COMPANY
805 THIRD AVENUE, 7TH FLOOR
New York, NY 10022 USA
TEL: 212 712 6000 FAX: 212 712 6100

DESIGN ARCHITECT: Base Building Shell & Core
ADRIAN SMITH + GORDON GILL ARCHITECTURE
111 WEST MONROE STREET SUITE 2300
CHICAGO IL 60603
TEL: 312 920 1888 FAX: 312 920 1775

INTERIOR DESIGNER: Residential
Rottet Architecture and Design Studio, PLLC
298 Fifth Ave, 7th Floor
New York, NY 10001
TEL: 646 998 7000 FAX:

ARCHITECT OF RECORD: Base Building Shell, Core, & Residential
AAI ARCHITECTS, P.C.
401 Wellington St. W., 3rd Floor
Toronto, ON M5V 1E7 Canada
TEL: 416 967 1500 FAX: 416 967 7150

STRUCTURAL ENGINEERS:
WSP CANTOR SEINUK
228 EAST 45th Street
New York, NY 10017 USA
TEL: 212 687 9888 FAX: 646 487 5501

MEP ENGINEERS:
AKF GROUP
165 Broadway, 22nd Floor
New York, NY 10006 USA
TEL: 212 354 5656 FAX: 212 354 5668

GEOTECHNICAL ENGINEERS:
Langan Engineering & Environmental Services
21 Penn Plaza - 360 West 31st Street, 8th Floor
New York, NY 10001-2727
TEL: 212 479 5400 FAX: 212 479 5444

CODE CONSULTANTS:
Construction Consulting Associates
100 Church Street
New York, NY 10007
TEL: 212 385 1818 FAX: 212 385 1911

CURTAINWALL CONSULTANT:
AJLP Consulting
40 Worth Street. Suite 826
New York, NY 10013
TEL: 212 757 5659 FAX: 646 219 8508

LANDMARK/PRESERVATION CONSULTANT:
Jan Hird Pokorny Associates, Inc.
39 West 37th Street, 12A
New York, NY 10018
TEL: 212 759 6462 FAX: 212 759 6540

No.	DESCRIPTION	DATE
1	CD PROGRESS ISSUE 1	15 OCT 14
2	CD PROGRESS ISSUE 2	19 DEC 14
3	D.O.B. SUBMISSION	18 FEB 15
4	CD PROGRESS ISSUE 3	09 MAR 15
	D.O.B. SUBMISSION	27 APR 15
5	CD PROGRESS ISSUE 4	01 JUN 15
6	CD PROGRESS ISSUE 5	10 AUG 15
	D.O.B. AMENDMENT 2	21 SEP 15

0 2' - 0" 4' - 0" 8' - 0"

NOT FOR BID/CONSTRUCTION

Discrepancies must be reported immediately to the Architect before proceeding. Only figured dimensions are to be used. Contractors must check all dimensions on site. This drawing is protected by copyright.

ALL DIMENSIONS ARE SHOWN IN IMPERIAL.

CONSULTANT:

AAI ARCHITECTS, P.C.

PROJECT:

217 WEST 57TH STREET
NEW YORK, NY

DRAWING TITLE:

2ND FLOOR PART PLAN (NORTH-EAST)
(MFD-2ND FLOOR)

SEAL & SIGNATURE:

REGISTERED ARCHITECT WILLIAM DAVID JAMISON NO. 028881 STATE OF NEW YORK

DATE:	15 OCT 14
PROJECT No:	1216-00
DRAWN: Author	REV:
CHK: Checker	6
SCALE: 1/4" = 1'-0"	
DWG No:	A-432.01
DOB PAGE No:	290 of 569

DOB EMPLOYEE STAMP:

DOB B-SCAN:

36" x 48" Arch E SHEET SIZE
FILE NAME: C:\Revit Local Files\EXTELL-865-AAI-THW-CNF_Jamison.rvt
PLOT DATE: 11/03/2015 2:20:55 PM

DEPT OF BLDGS 421253505 Job Number
E366953574653 Scan Code

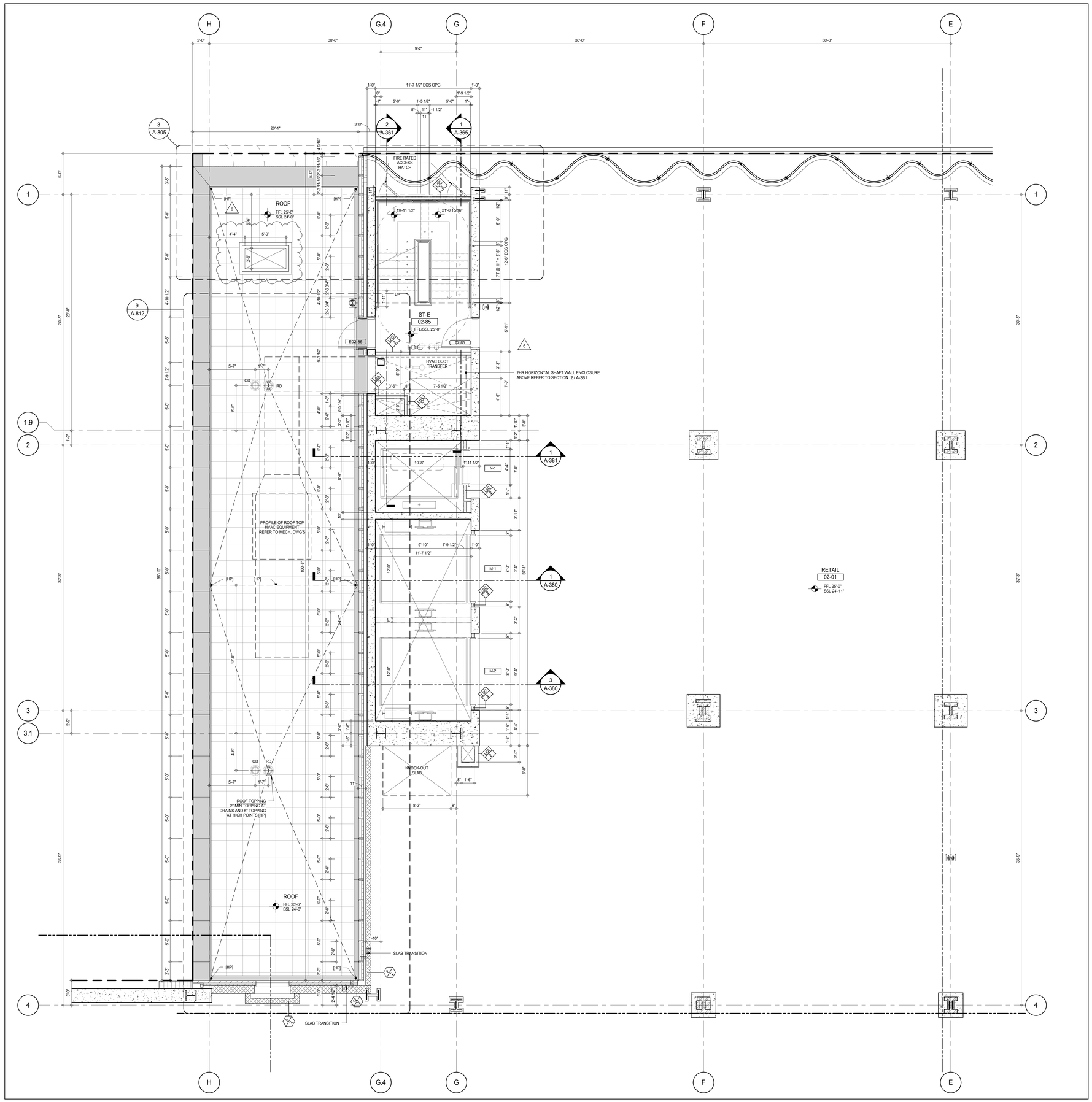

SHEET NOTES:

C1 DASHED LINE DENOTES EXTENT OF 6" HIGH C.I.P. CONCRETE CURB. WIDTH TO MATCH PARTITION UNLESS OTHERWISE NOTED

C2 DASHED LINE DENOTES EXTENT OF 8" HIGH C.I.P. CONCRETE CURB. WIDTH TO MATCH PARTITION UNLESS OTHERWISE NOTED

C3 DASHED LINE DENOTES EXTENT OF 8" HIGH CEMENT BOARD BASE CURB. REFER TO SECTION DETAIL (9) ON SHEET (A-574).

P1 CONCRETE HOUSEKEEPING PAD, HEIGHT, SIZE AND LOCATION TO BE COORDINATED WITH MECHANICAL DRAWINGS.

EDGE OF SLAB IS 11" FROM FACE OF GLASS UNLESS OTHERWISE STATED AND/OR AT SHEAR WALL CONDITIONS.

KEY PLAN:

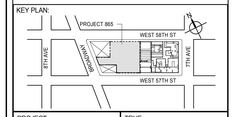

PROJECT NORTH

TRUE NORTH

DEVELOPER:
EXTELL DEVELOPMENT COMPANY
805 THIRD AVENUE, 7TH FLOOR
New York, NY 10022 USA
TEL: 212 712 6000 FAX: 212 712 6100

DESIGN ARCHITECT: Base Building Shell & Core
ADRIAN SMITH + GORDON GILL ARCHITECTURE
111 WEST MONROE STREET SUITE 2300
CHICAGO IL 60603
TEL: 312 920 1888 FAX: 312 920 1775

INTERIOR DESIGNER: Residential
Rottet Architecture and Design Studio, PLLC
298 Fifth Ave, 7th Floor
New York, NY 10001
TEL: 646 998 7000 FAX:

ARCHITECT OF RECORD: Base Building Shell, Core, & Residential
AAI ARCHITECTS, P.C.
401 Wellington St. W., 3rd Floor
Toronto, ON M5V 1E7 Canada
TEL: 416 967 1500 FAX: 416 967 7150

STRUCTURAL ENGINEERS:
WSP CANTOR SEINUK
228 EAST 45th Street
New York, NY 10017 USA
TEL: 212 687 9888 FAX: 646 487 5501

MEP ENGINEERS:
AKF GROUP
165 Broadway, 22nd Floor
New York, NY 10006 USA
TEL: 212 354 5656 FAX: 212 354 5668

GEOTECHNICAL ENGINEERS:
Langan Engineering & Environmental Services
21 Penn Plaza - 360 West 31st Street, 8th Floor
New York, NY 10001-2727
TEL: 212 479 5400 FAX: 212 479 5444

CODE CONSULTANTS:
Construction Consulting Associates
100 Church Street
New York, NY 10007
TEL: 212 385 1818 FAX: 212 385 1911

CURTAINWALL CONSULTANT:
AJLP Consulting
40 Worth Street. Suite 826
New York, NY 10013
TEL: 212 757 5659 FAX: 646 219 8508

LANDMARK/PRESERVATION CONSULTANT:
Jan Hird Pokorny Associates, Inc.
39 West 37th Street, 12A
New York, NY 10018
TEL: 212 759 6462 FAX: 212 759 6540

No.	DESCRIPTION	DATE
1	CD PROGRESS ISSUE 1	15 OCT 14
2	CD PROGRESS ISSUE 2	19 DEC 14
3	D.O.B. SUBMISSION	18 FEB 15
4	CD PROGRESS ISSUE 3	09 MAR 15
	D.O.B. SUBMISSION	27 APR 15
5	CD PROGRESS ISSUE 4	01 JUN 15
6	CD PROGRESS ISSUE 5	10 AUG 15
	D.O.B. AMENDMENT 2	21 SEP 15

0 2' - 0" 4' - 0" 8' - 0"

NOT FOR BID/CONSTRUCTION

Discrepancies must be reported immediately to the Architect before proceeding. Only figured dimensions are to be used. Contractors must check all dimensions on site. This drawing is protected by copyright.

ALL DIMENSIONS ARE SHOWN IN IMPERIAL.

CONSULTANT:

AAI ARCHITECTS, P.C.

PROJECT:

217 WEST 57TH STREET
NEW YORK, NY

DRAWING TITLE:

2ND FLOOR PART PLAN
(NORTH-WEST) (MFD-2ND FLOOR)

SEAL & SIGNATURE:

REGISTERED ARCHITECT PETER DAVID LAMBERT 022885 STATE OF NEW YORK

DATE:	15 OCT 14
PROJECT No:	1216-00
DRAWN: Author	REV: 6
CHK: Checker	
SCALE: 1/4" = 1'-0"	
DWG No:	A-433.01
DOB PAGE No:	291 of 569

DOB EMPLOYEE STAMP:

DOB B-SCAN:

36" x 48" Arch E SHEET SIZE
FILE NAME: C:\Revit Local Files\EXTELL-865-AAI-TWR-CNF_Jupiterin.rvt
PLOT DATE: 9/28/2015 10:59:44 AM

DEPT OF BLDGS 121253505 Job Number
E3546652271 Scan Code

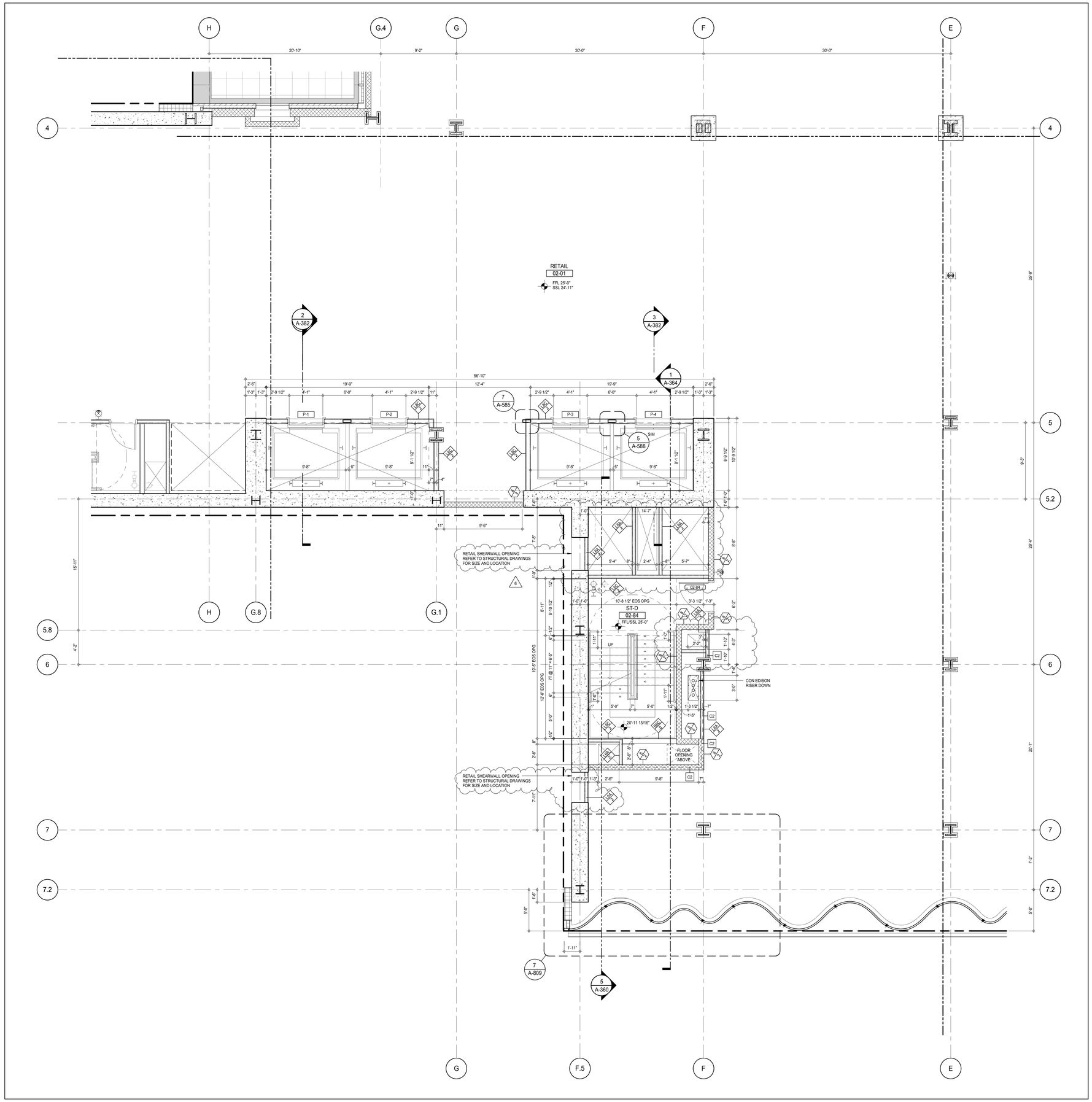

SHEET NOTES:

C1 DASHED LINE DENOTES EXTENT OF 6" HIGH C.I.P. CONCRETE CURB. WIDTH TO MATCH PARTITION UNLESS OTHERWISE NOTED

C2 DASHED LINE DENOTES EXTENT OF 8" HIGH C.I.P. CONCRETE CURB. WIDTH TO MATCH PARTITION UNLESS OTHERWISE NOTED

C3 DASHED LINE DENOTES EXTENT OF 8" HIGH CEMENT BOARD BASE CURB. REFER TO SECTION DETAIL (9) ON SHEET (A-574).

P1 CONCRETE HOUSEKEEPING PAD, HEIGHT, SIZE AND LOCATION TO BE COORDINATED WITH MECHANICAL DRAWINGS.

EDGE OF SLAB IS 11" FROM FACE OF GLASS UNLESS OTHERWISE STATED AND/OR AT SHEAR WALL CONDITIONS.

KEY PLAN:

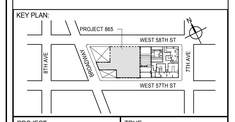

PROJECT NORTH

TRUE NORTH

DEVELOPER:
EXTELL DEVELOPMENT COMPANY
805 THIRD AVENUE, 7TH FLOOR
New York, NY 10022 USA
TEL: 212 712 6000 FAX: 212 712 6100

DESIGN ARCHITECT: Base Building Shell & Core
ADRIAN SMITH + GORDON GILL ARCHITECTURE
111 WEST MONROE STREET SUITE 2300
CHICAGO IL 60603
TEL: 312 920 1888 FAX: 312 920 1775

INTERIOR DESIGNER: Residential
Rottet Architecture and Design Studio, PLLC
298 Fifth Ave, 7th Floor
New York, NY 10001
TEL: 646 998 7000 FAX:

ARCHITECT OF RECORD: Base Building Shell, Core, & Residential
AAI ARCHITECTS, P.C.
401 Wellington St. W., 3rd Floor
Toronto, ON M5V 1E7 Canada
TEL: 416 967 1500 FAX: 416 967 7150

STRUCTURAL ENGINEERS:
WSP CANTOR SEINUK
228 EAST 45th Street
New York, NY 10017 USA
TEL: 212 687 9888 FAX: 646 487 5501

MEP ENGINEERS:
AKF GROUP
165 Broadway, 22nd Floor
New York, NY 10006 USA
TEL: 212 354 5656 FAX: 212 354 5668

GEOTECHNICAL ENGINEERS:
Langan Engineering & Environmental Services
21 Penn Plaza - 360 West 31st Street, 8th Floor
New York, NY 10001-2727
TEL: 212 479 5400 FAX: 212 479 5444

CODE CONSULTANTS:
Construction Consulting Associates
100 Church Street
New York, NY 10007
TEL: 212 385 1818 FAX: 212 385 1911

CURTAINWALL CONSULTANT:
AJLP Consulting
40 Worth Street. Suite 826
New York, NY 10013
TEL: 212 757 5659 FAX: 646 219 8508

LANDMARK/PRESERVATION CONSULTANT:
Jan Hird Pokorny Associates, Inc.
39 West 37th Street, 12A
New York, NY 10018
TEL: 212 759 6462 FAX: 212 759 6540

No.	DESCRIPTION	DATE
1	CD PROGRESS ISSUE 1	15 OCT 14
2	CD PROGRESS ISSUE 2	19 DEC 14
3	D.O.B. SUBMISSION	18 FEB 15
4	CD PROGRESS ISSUE 3	09 MAR 15
	D.O.B. SUBMISSION	27 APR 15
5	CD PROGRESS ISSUE 4	01 JUN 15
6	CD PROGRESS ISSUE 5	10 AUG 15
	D.O.B. AMENDMENT 2	21 SEP 15

0 2'-0" 4'-0" 8'-0"

NOT FOR BID/CONSTRUCTION

Discrepancies must be reported immediately to the Architect before proceeding. Only figured dimensions are to be used. Contractors must check all dimensions on site. This drawing is protected by copyright.

ALL DIMENSIONS ARE SHOWN IN IMPERIAL.

CONSULTANT:
AAI ARCHITECTS, P.C.

PROJECT:
217 WEST 57TH STREET
NEW YORK, NY

DRAWING TITLE:
2ND FLOOR PART PLAN
(SOUTH-WEST) (MFD-2ND FLOOR)

SEAL & SIGNATURE:
REGISTERED ARCHITECT ADRIAN DAVID SMITH No. 026881 STATE OF NEW YORK

DATE:	15 OCT 14
PROJECT No:	1216-00
DRAWN: Author	REV:
CHK: Checker	6
SCALE: 1/4" = 1'-0"	
DWG No:	A-434.01
DOB PAGE No:	292 of 569

DOB EMPLOYEE STAMP:

DOB B-SCAN:

36" x 48" Arch E SHEET SIZE
FILE NAME: C:\Revit Local Files\EXTELL-865-AAI-TWR-CNE_hardarm.rvt
PLOT DATE: 9/22/2015 11:10:08 AM

DEPT OF BLDGS 421258305 Job Number
E371137025 Scan Code

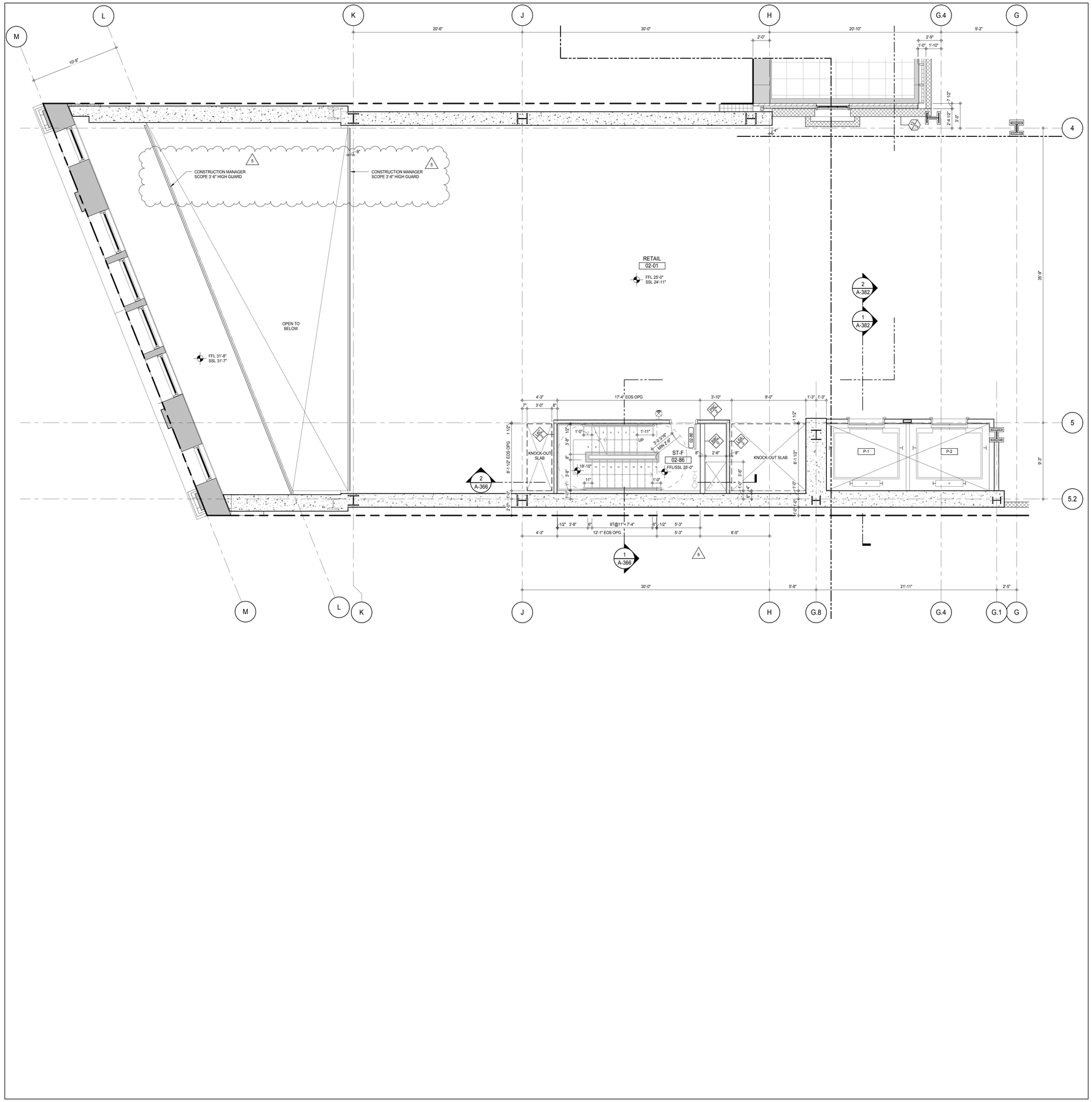

SHEET NOTES:

C1 DASHED LINE DENOTES EXTENT OF 6" HIGH C.I.P. CONCRETE CURB. WIDTH TO MATCH PARTITION UNLESS OTHERWISE NOTED

C2 DASHED LINE DENOTES EXTENT OF 8" HIGH C.I.P. CONCRETE CURB. WIDTH TO MATCH PARTITION UNLESS OTHERWISE NOTED

C3 DASHED LINE DENOTES EXTENT OF 8" HIGH CEMENT BOARD BASE CURB. REFER TO SECTION DETAIL (9) ON SHEET (A-574).

P1 CONCRETE HOUSEKEEPING PAD, HEIGHT, SIZE AND LOCATION TO BE COORDINATED WITH MECHANICAL DRAWINGS.

EDGE OF SLAB IS 11" FROM FACE OF GLASS UNLESS OTHERWISE STATED AND/OR AT SHEAR WALL CONDITIONS.

KEY PLAN:

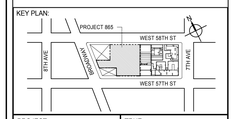

PROJECT NORTH

TRUE NORTH

DEVELOPER:
EXTELL DEVELOPMENT COMPANY
805 THIRD AVENUE, 7TH FLOOR
New York, NY 10022 USA
TEL: 212 712 6000 FAX: 212 712 6100

DESIGN ARCHITECT: Base Building Shell & Core
ADRIAN SMITH + GORDON GILL ARCHITECTURE
111 WEST MONROE STREET SUITE 2300
CHICAGO IL 60603
TEL: 312 920 1888 FAX: 312 920 1775

INTERIOR DESIGNER: Residential
Rottet Architecture and Design Studio, PLLC
298 Fifth Ave, 7th Floor
New York, NY 10001
TEL: 646 998 7000 FAX:

ARCHITECT OF RECORD: Base Building Shell, Core, & Residential
AAI ARCHITECTS, P.C.
401 Wellington St. W., 3rd Floor
Toronto, ON M5V 1E7 Canada
TEL: 416 967 1500 FAX: 416 967 7150

STRUCTURAL ENGINEERS:
WSP CANTOR SEINUK
228 EAST 45th Street
New York, NY 10017 USA
TEL: 212 687 9888 FAX: 646 487 5501

MEP ENGINEERS:
AKF GROUP
165 Broadway, 22nd Floor
New York, NY 10006 USA
TEL: 212 354 5656 FAX: 212 354 5668

GEOTECHNICAL ENGINEERS:
Langan Engineering & Environmental Services
21 Penn Plaza - 360 West 31st Street, 8th Floor
New York, NY 10001-2727
TEL: 212 479 5400 FAX: 212 479 5444

CODE CONSULTANTS:
Construction Consulting Associates
100 Church Street
New York, NY 10007
TEL: 212 385 1818 FAX: 212 385 1911

CURTAINWALL CONSULTANT:
AJLP Consulting
40 Worth Street. Suite 826
New York, NY 10013
TEL: 212 757 5659 FAX: 646 219 8508

LANDMARK/PRESERVATION CONSULTANT:
Jan Hird Pokorny Associates, Inc.
39 West 37th Street, 12A
New York, NY 10018
TEL: 212 759 6462 FAX: 212 759 6540

No.	DESCRIPTION	DATE
1	CD PROGRESS ISSUE 1	15 OCT 14
2	CD PROGRESS ISSUE 2	19 DEC 14
3	D.O.B. SUBMISSION	18 FEB 15
4	CD PROGRESS ISSUE 3	09 MAR 15
	D.O.B. SUBMISSION	27 APR 15
5	CD PROGRESS ISSUE 4	01 JUN 15
6	CD PROGRESS ISSUE 5	10 AUG 15
	D.O.B. AMENDMENT 2	21 SEP 15

0 2' - 0" 4' - 0" 8' - 0"

NOT FOR BID/CONSTRUCTION

Discrepancies must be reported immediately to the Architect before proceeding. Only figured dimensions are to be used. Contractors must check all dimensions on site. This drawing is protected by copyright.

ALL DIMENSIONS ARE SHOWN IN IMPERIAL.

CONSULTANT:

AAI ARCHITECTS, P.C.

PROJECT:

217 WEST 57TH STREET
NEW YORK, NY

DRAWING TITLE:

2ND FLOOR PART PLAN (WEST)
(MFD-2ND FLOOR)

SEAL & SIGNATURE:

REGISTERED ARCHITECT RENE DAVID OPREA 026885 STATE OF NEW YORK

DATE:	15 OCT 14
PROJECT No:	1216-00
DRAWN: Author	REV:
CHK: Checker	6
SCALE: 1/4" = 1'-0"	
DWG No:	A-435.01
DOB PAGE No:	293 of 569

DOB EMPLOYEE STAMP:

DOB B-SCAN:

36" x 48" Arch E SHEET SIZE
FILE NAME: C:\Revit Local Files\EXTELL-865-AAI-TWR-CNF_Jupiterm.rvt
PLOT DATE: 9/22/2015 11:00:29 AM

DEPT OF BLDGS 421263505 Job Number
E303306840 Scan Code

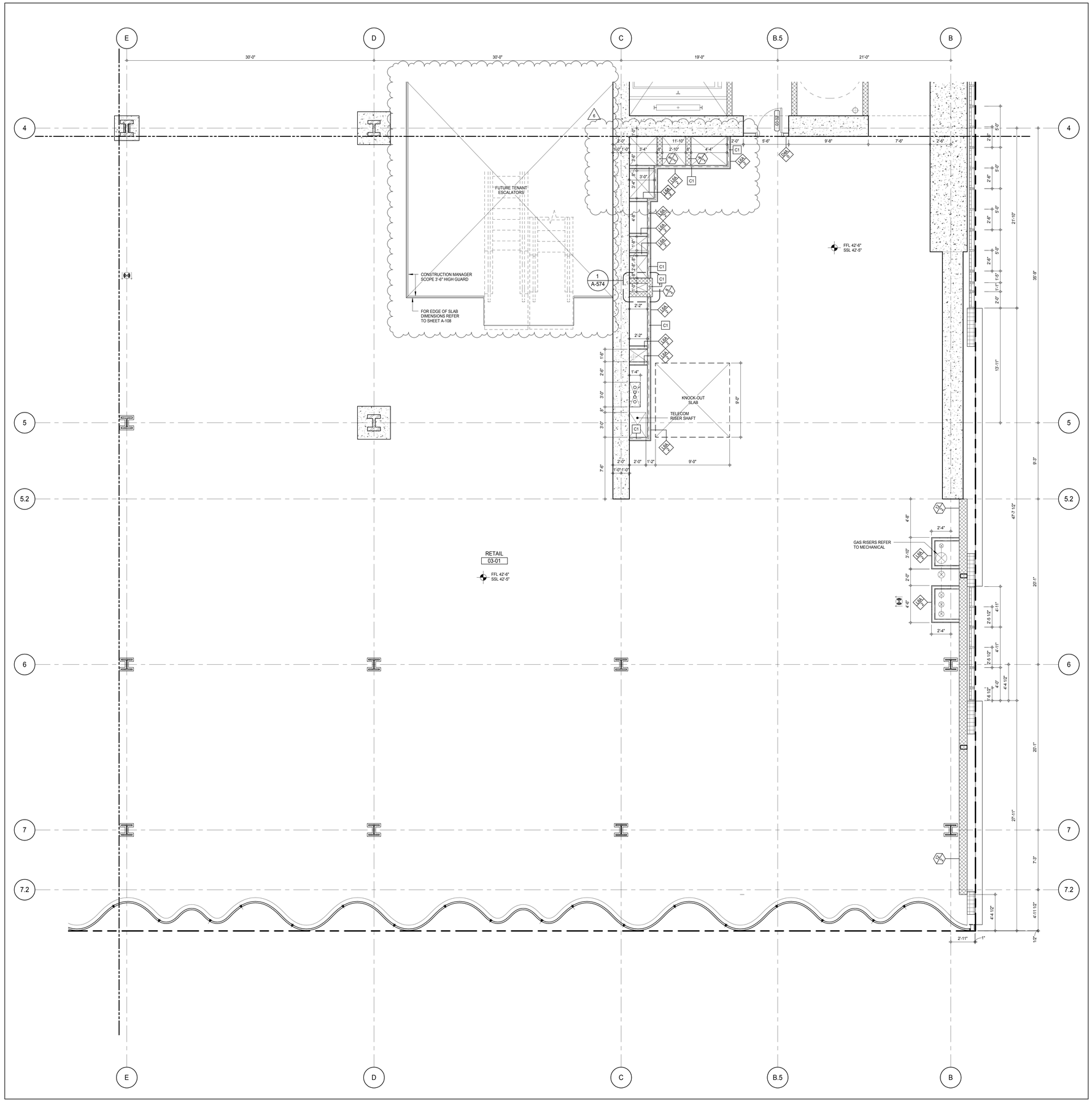

SHEET NOTES:

C1 DASHED LINE DENOTES EXTENT OF 6" HIGH C.I.P. CONCRETE CURB. WIDTH TO MATCH PARTITION UNLESS OTHERWISE NOTED

C2 DASHED LINE DENOTES EXTENT OF 8" HIGH C.I.P. CONCRETE CURB. WIDTH TO MATCH PARTITION UNLESS OTHERWISE NOTED

C3 DASHED LINE DENOTES EXTENT OF 8" HIGH CEMENT BOARD BASE CURB. REFER TO SECTION DETAIL (9) ON SHEET (A-574).

P1 CONCRETE HOUSEKEEPING PAD, HEIGHT, SIZE AND LOCATION TO BE COORDINATED WITH MECHANICAL DRAWINGS.

T1 TOP OF EXISTING STRUCT. SLAB CUT OUT FOR FLOOR RECESSED SLIDING DOOR TRACK ONCE CONSTRUCTION IS COMPLETE.

EDGE OF SLAB IS 11" FROM FACE OF GLASS UNLESS OTHERWISE STATED AND/OR AT SHEAR WALL CONDITIONS.

TEMPORARY SHEAR WALL OPENINGS REQUIRED BY THE CONTRACTOR TO COMPLETE THE PROJECT ARE TO BE IN-FILLED TO MATCH THE WALLS REQUIREMENTS INCLUDING BUT NOT LIMITED TO FIRE RATING, ACOUSTIC PROPERTY, THERMAL PROPERTY, AIR/ VAPOR PERMEABILITY.

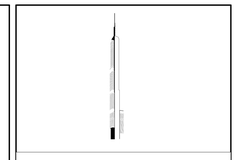

KEY PLAN:

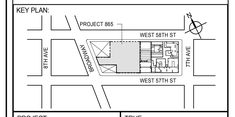

PROJECT NORTH

TRUE NORTH

DEVELOPER:
EXTELL DEVELOPMENT COMPANY
805 THIRD AVENUE, 7TH FLOOR
New York, NY 10022 USA
TEL: 212 712 6000 FAX: 212 712 6100

DESIGN ARCHITECT: Base Building Shell & Core
ADRIAN SMITH + GORDON GILL ARCHITECTURE
111 WEST MONROE STREET SUITE 2300
CHICAGO IL 60603
TEL: 312 920 1888 FAX: 312 920 1775

INTERIOR DESIGNER: Residential
Rottet Architecture and Design Studio, PLLC
298 Fifth Ave, 7th Floor
New York, NY 10001
TEL: 646 998 7000 FAX:

ARCHITECT OF RECORD: Base Building Shell, Core, & Residential
AAI ARCHITECTS, P.C.
401 Wellington St. W., 3rd Floor
Toronto, ON M5V 1E7 Canada
TEL: 416 967 1500 FAX: 416 967 7150

STRUCTURAL ENGINEERS:
WSP CANTOR SEINUK
228 EAST 45th Street
New York, NY 10017 USA
TEL: 212 687 9888 FAX: 646 487 5501

MEP ENGINEERS:
AKF GROUP
165 Broadway, 22nd Floor
New York, NY 10006 USA
TEL: 212 354 5656 FAX: 212 354 5668

GEOTECHNICAL ENGINEERS:
Langan Engineering & Environmental Services
21 Penn Plaza - 360 West 31st Street, 8th Floor
New York, NY 10001-2727
TEL: 212 479 5400 FAX: 212 479 5444

CODE CONSULTANTS:
Construction Consulting Associates
100 Church Street
New York, NY 10007
TEL: 212 385 1818 FAX: 212 385 1911

CURTAINWALL CONSULTANT:
AJLP Consulting
40 Worth Street. Suite 826
New York, NY 10013
TEL: 212 757 5659 FAX: 646 219 8508

LANDMARK/PRESERVATION CONSULTANT:
Jan Hird Pokorny Associates, Inc.
39 West 37th Street, 12A
New York, NY 10018
TEL: 212 759 6462 FAX: 212 759 6540

No.	DESCRIPTION	DATE
1	CD PROGRESS ISSUE 1	15 OCT 14
2	CD PROGRESS ISSUE 2	19 DEC 14
3	D.O.B. SUBMISSION	18 FEB 15
4	CD PROGRESS ISSUE 3	09 MAR 15
	D.O.B. SUBMISSION	27 APR 15
5	CD PROGRESS ISSUE 4	01 JUN 15
6	CD PROGRESS ISSUE 5	10 AUG 15
	D.O.B. AMENDMENT 2	21 SEP 15

0 2' - 0" 4' - 0" 8' - 0"

NOT FOR BID/CONSTRUCTION

Discrepancies must be reported immediately to the Architect before proceeding. Only figured dimensions are to be used. Contractors must check all dimensions on site. This drawing is protected by copyright.

ALL DIMENSIONS ARE SHOWN IN IMPERIAL.

CONSULTANT:

AAI ARCHITECTS, P.C.

PROJECT:

217 WEST 57TH STREET
NEW YORK, NY

DRAWING TITLE:

3RD FLOOR PART PLAN (SOUTH-EAST)
(MFD-3RD FLOOR)

SEAL & SIGNATURE:

REGISTERED ARCHITECT MICHAEL DAVID JANSEN No. 028881 STATE OF NEW YORK

DATE:	15 OCT 14
PROJECT No:	1216-00
DRAWN: Author	REV:
CHK: Checker	6
SCALE: 1/4" = 1'-0"	
DWG No:	A-437.01
DOB PAGE No:	294 of 569

DOB EMPLOYEE STAMP:

DOB B-SCAN:

36" x 48" Arch E SHEET SIZE
FILE NAME: C:\Revit Local Files\EXTELL-865-AAI-TWR-CNF_bullerin.rvt
PLOT DATE: 11/13/2015 2:21:12 PM

DEPT OF BLDGS 421258305 Job Number
E399252429 Scan Code

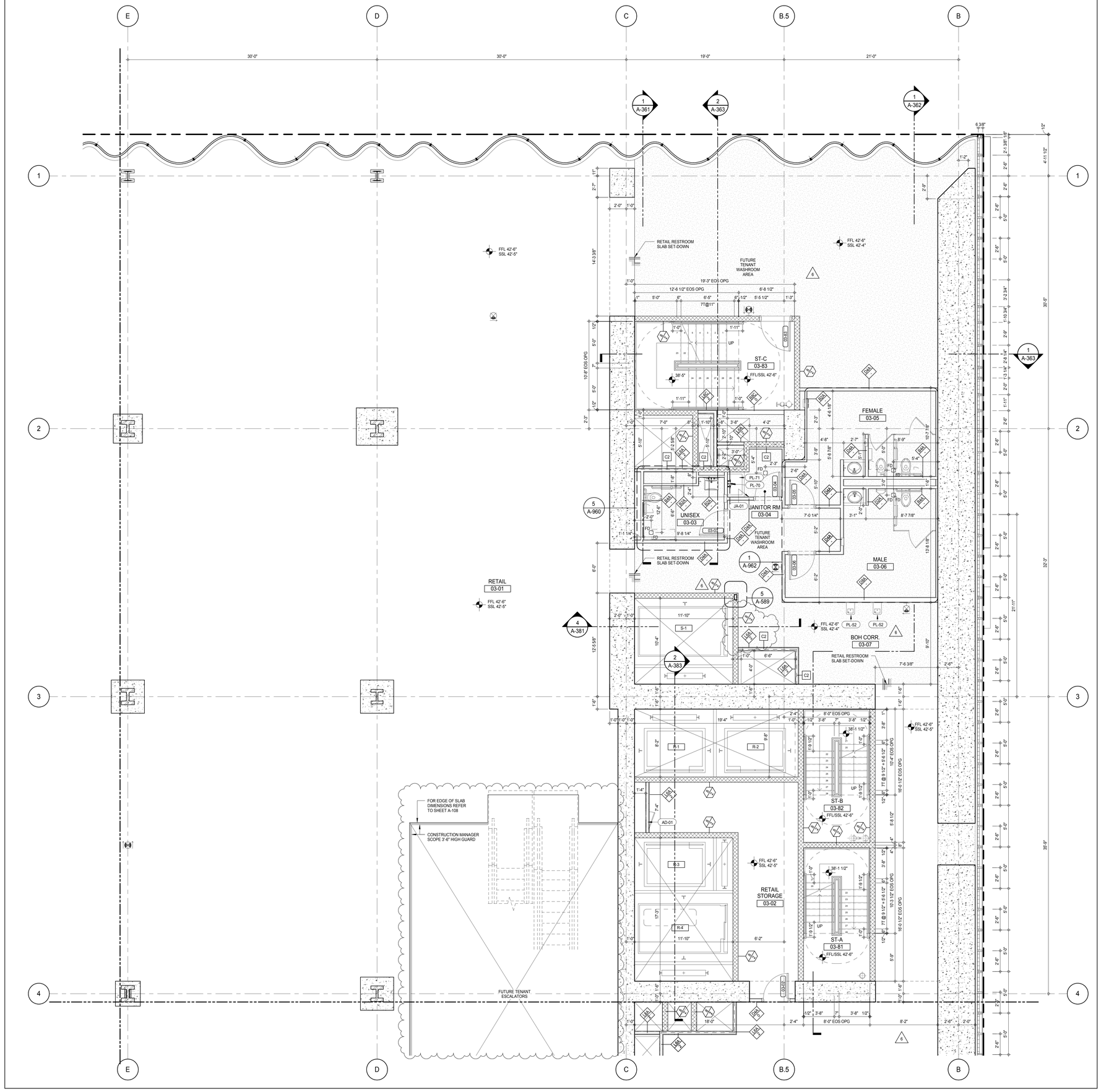

SHEET NOTES:

C1 DASHED LINE DENOTES EXTENT OF 6" HIGH C.I.P. CONCRETE CURB. WIDTH TO MATCH PARTITION UNLESS OTHERWISE NOTED

C2 DASHED LINE DENOTES EXTENT OF 8" HIGH C.I.P. CONCRETE CURB. WIDTH TO MATCH PARTITION UNLESS OTHERWISE NOTED

C3 DASHED LINE DENOTES EXTENT OF 8" HIGH CEMENT BOARD BASE CURB. REFER TO SECTION DETAIL (9) ON SHEET (A-574).

P1 CONCRETE HOUSEKEEPING PAD, HEIGHT, SIZE AND LOCATION TO BE COORDINATED WITH MECHANICAL DRAWINGS.

T1 TOP OF EXISTING STRUCT. SLAB CUT OUT FOR FLOOR RECESSED SLIDING DOOR TRACK ONCE CONSTRUCTION IS COMPLETE.

EDGE OF SLAB IS 11" FROM FACE OF GLASS UNLESS OTHERWISE STATED AND/OR AT SHEAR WALL CONDITIONS.

TEMPORARY SHEAR WALL OPENINGS REQUIRED BY THE CONTRACTOR TO COMPLETE THE PROJECT ARE TO BE IN-FILLED TO MATCH THE WALLS REQUIREMENTS INCLUDING BUT NOT LIMITED TO FIRE RATING, ACOUSTIC PROPERTY, THERMAL PROPERTY, AIR/ VAPOR PERMEABILITY.

KEYNOTE LEGEND:

TAG #	DESCRIPTION
AD-01	ACCESS DOOR FLUSH RATED
JA-01	MOP BRACKET
PL-52	ADA WALL MOUNTED DRINKING FOUNTAIN
PL-70	SERVICE - SINK FAUCET
PL-71	MOP SERVICE BASIN

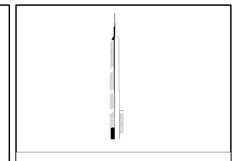

KEY PLAN:

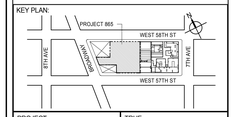

PROJECT NORTH

TRUE NORTH

DEVELOPER:
EXTELL DEVELOPMENT COMPANY
805 THIRD AVENUE, 7TH FLOOR
New York, NY 10022 USA
TEL: 212 712 6000 FAX: 212 712 6100

DESIGN ARCHITECT: Base Building Shell & Core
ADRIAN SMITH + GORDON GILL ARCHITECTURE
111 WEST MONROE STREET SUITE 2300
CHICAGO IL 60603
TEL: 312 920 1888 FAX: 312 920 1775

INTERIOR DESIGNER: Residential
Rottet Architecture and Design Studio, PLLC
298 Fifth Ave, 7th Floor
New York, NY 10001
TEL: 646 998 7000 FAX:

ARCHITECT OF RECORD: Base Building Shell, Core, & Residential
AAI ARCHITECTS, P.C.
401 Wellington St. W., 3rd Floor
Toronto, ON M5V 1E7 Canada
TEL: 416 967 1500 FAX: 416 967 7150

STRUCTURAL ENGINEERS:
WSP CANTOR SEINUK
228 EAST 45th Street
New York, NY 10017 USA
TEL: 212 687 9888 FAX: 646 487 5501

MEP ENGINEERS:
AKF GROUP
165 Broadway, 22nd Floor
New York, NY 10006 USA
TEL: 212 354 5656 FAX: 212 354 5668

GEOTECHNICAL ENGINEERS:
Langan Engineering & Environmental Services
21 Penn Plaza - 360 West 31st Street, 8th Floor
New York, NY 10001-2727
TEL: 212 479 5400 FAX: 212 479 5444

CODE CONSULTANTS:
Construction Consulting Associates
100 Church Street
New York, NY 10007
TEL: 212 385 1818 FAX: 212 385 1911

CURTAINWALL CONSULTANT:
AJLP Consulting
40 Worth Street. Suite 826
New York, NY 10013
TEL: 212 757 5659 FAX: 646 219 8508

LANDMARK/PRESERVATION CONSULTANT:
Jan Hird Pokorny Associates, Inc.
39 West 37th Street, 12A
New York, NY 10018
TEL: 212 759 6462 FAX: 212 759 6540

No.	DESCRIPTION	DATE
1	CD PROGRESS ISSUE 1	15 OCT 14
2	CD PROGRESS ISSUE 2	19 DEC 14
3	D.O.B. SUBMISSION	18 FEB 15
4	CD PROGRESS ISSUE 3	09 MAR 15
	D.O.B. SUBMISSION	27 APR 15
5	CD PROGRESS ISSUE 4	01 JUN 15
6	CD PROGRESS ISSUE 5	10 AUG 15
	D.O.B. AMENDMENT 2	21 SEP 15

0 2' - 0" 4' - 0" 8' - 0"

NOT FOR BID/CONSTRUCTION

Discrepancies must be reported immediately to the Architect before proceeding. Only figured dimensions are to be used. Contractors must check all dimensions on site. This drawing is protected by copyright.

ALL DIMENSIONS ARE SHOWN IN IMPERIAL.

CONSULTANT:

AAI ARCHITECTS, P.C.

PROJECT:

217 WEST 57TH STREET
NEW YORK, NY

DRAWING TITLE:

3RD FLOOR PART PLAN (NORTH-EAST)
(MFD-3RD FLOOR)

SEAL & SIGNATURE:

REGISTERED ARCHITECT WILLIAE DAVID JAMISON No. 028881 STATE OF NEW YORK

DATE:	15 OCT 14
PROJECT No:	1216-00
DRAWN: Author	REV:
CHK: Checker	6
SCALE: 1/4" = 1'-0"	
DWG No:	A-438.01
DOB PAGE No:	295 of 569

DOB EMPLOYEE STAMP:

DOB B-SCAN:

36" x 48" Arch E SHEET SIZE
FILE NAME: C:\Revit Local Files\EXTELL-865-AAI-TWR-CNF_hudsonn.rvt
PLOT DATE: 10/30/2015 2:13:32 PM

DEPT OF BLDGS 421206305 Job Number
E302154587 29 Scan Code

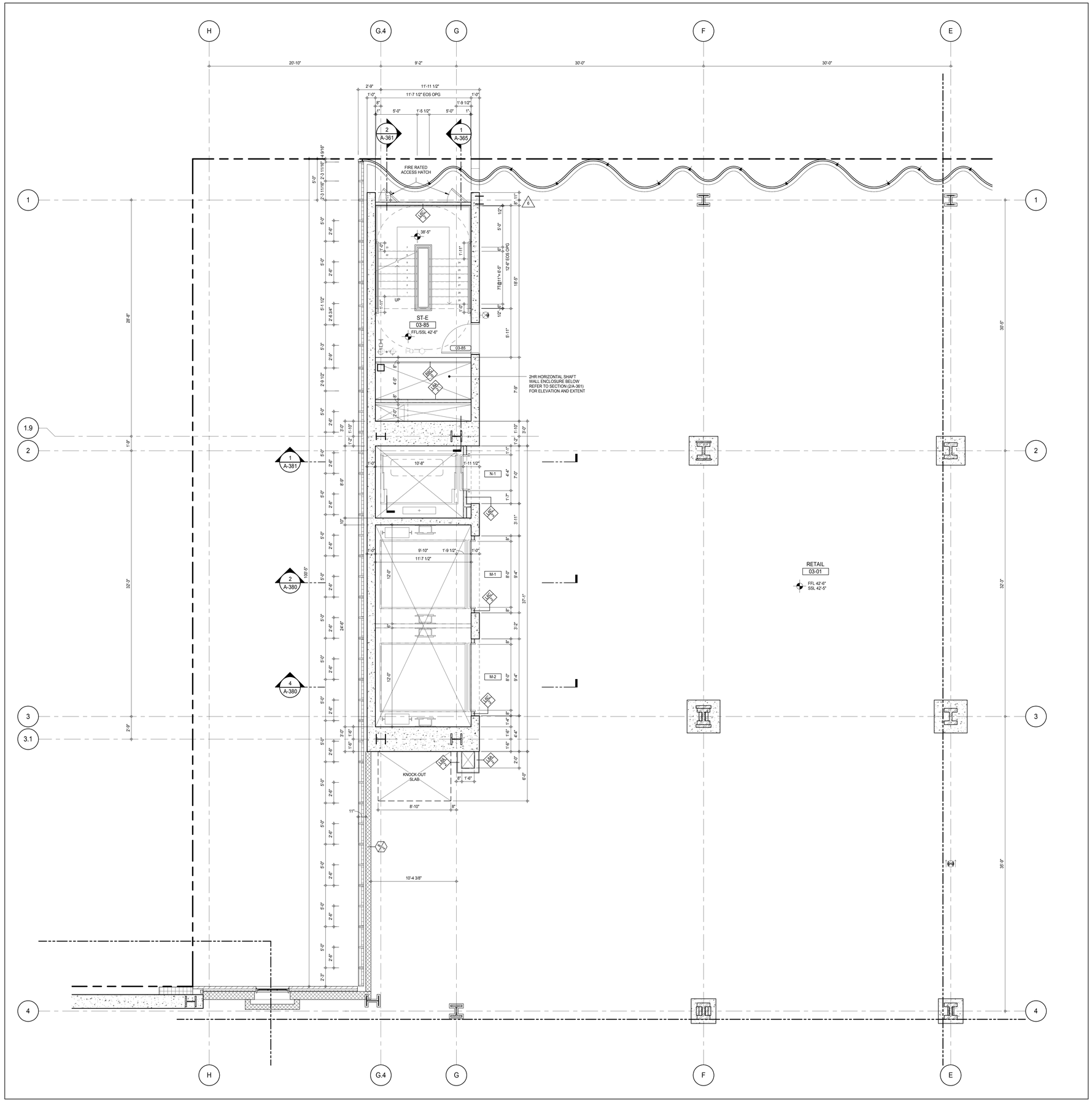

SHEET NOTES:

C1 DASHED LINE DENOTES EXTENT OF 6" HIGH C.I.P. CONCRETE CURB. WIDTH TO MATCH PARTITION UNLESS OTHERWISE NOTED

C2 DASHED LINE DENOTES EXTENT OF 8" HIGH C.I.P. CONCRETE CURB. WIDTH TO MATCH PARTITION UNLESS OTHERWISE NOTED

C3 DASHED LINE DENOTES EXTENT OF 8" HIGH CEMENT BOARD BASE CURB. REFER TO SECTION DETAIL (9) ON SHEET (A-574).

P1 CONCRETE HOUSEKEEPING PAD, HEIGHT, SIZE AND LOCATION TO BE COORDINATED WITH MECHANICAL DRAWINGS.

EDGE OF SLAB IS 11" FROM FACE OF GLASS UNLESS OTHERWISE STATED AND/OR AT SHEAR WALL CONDITIONS.

KEY PLAN:

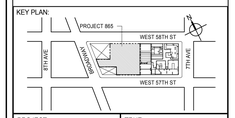

PROJECT NORTH

TRUE NORTH

DEVELOPER:
EXTELL DEVELOPMENT COMPANY
805 THIRD AVENUE, 7TH FLOOR
New York, NY 10022 USA
TEL: 212 712 6000 FAX: 212 712 6100

DESIGN ARCHITECT: Base Building Shell & Core
ADRIAN SMITH + GORDON GILL ARCHITECTURE
111 WEST MONROE STREET SUITE 2300
CHICAGO IL 60603
TEL: 312 920 1888 FAX: 312 920 1775

INTERIOR DESIGNER: Residential
Rottet Architecture and Design Studio, PLLC
298 Fifth Ave, 7th Floor
New York, NY 10001
TEL: 646 998 7000 FAX:

ARCHITECT OF RECORD: Base Building Shell, Core, & Residential
AAI ARCHITECTS, P.C.
401 Wellington St. W., 3rd Floor
Toronto, ON M5V 1E7 Canada
TEL: 416 967 1500 FAX: 416 967 7150

STRUCTURAL ENGINEERS:
WSP CANTOR SEINUK
228 EAST 45th Street
New York, NY 10017 USA
TEL: 212 687 9888 FAX: 646 487 5501

MEP ENGINEERS:
AKF GROUP
165 Broadway, 22nd Floor
New York, NY 10006 USA
TEL: 212 354 5656 FAX: 212 354 5668

GEOTECHNICAL ENGINEERS:
Langan Engineering & Environmental Services
21 Penn Plaza - 360 West 31st Street, 8th Floor
New York, NY 10001-2727
TEL: 212 479 5400 FAX: 212 479 5444

CODE CONSULTANTS:
Construction Consulting Associates
100 Church Street
New York, NY 10007
TEL: 212 385 1818 FAX: 212 385 1911

CURTAINWALL CONSULTANT:
AJLP Consulting
40 Worth Street. Suite 826
New York, NY 10013
TEL: 212 757 5659 FAX: 646 219 8508

LANDMARK/PRESERVATION CONSULTANT:
Jan Hird Pokorny Associates, Inc.
39 West 37th Street, 12A
New York, NY 10018
TEL: 212 759 6462 FAX: 212 759 6540

No.	DESCRIPTION	DATE
1	CD PROGRESS ISSUE 1	15 OCT 14
2	CD PROGRESS ISSUE 2	19 DEC 14
3	D.O.B. SUBMISSION	18 FEB 15
4	CD PROGRESS ISSUE 3	09 MAR 15
	D.O.B. SUBMISSION	27 APR 15
5	CD PROGRESS ISSUE 4	01 JUN 15
6	CD PROGRESS ISSUE 5	10 AUG 15
	D.O.B. AMENDMENT 2	21 SEP 15

0 2'-0" 4'-0" 8'-0"

NOT FOR BID/CONSTRUCTION

Discrepancies must be reported immediately to the Architect before proceeding. Only figured dimensions are to be used. Contractors must check all dimensions on site. This drawing is protected by copyright.

ALL DIMENSIONS ARE SHOWN IN IMPERIAL.

CONSULTANT:

AAI ARCHITECTS, P.C.

PROJECT:

217 WEST 57TH STREET
NEW YORK, NY

DRAWING TITLE:

3RD FLOOR PART PLAN
(NORTH-WEST) (MFD-3RD FLOOR)

SEAL & SIGNATURE:

REGISTERED ARCHITECT ADRIAN DAVID JAMES GILL 026881 STATE OF NEW YORK

DATE:	15 OCT 14
PROJECT No:	1216-00
DRAWN: Author	REV: 6
CHK: Checker	
SCALE: 1/4" = 1'-0"	
DWG No:	A-439.01
DOB PAGE No:	296 of 569

DOB EMPLOYEE STAMP:

DOB B-SCAN:

36" x 48" Arch E SHEET SIZE
FILE NAME: C:\Revit local files\EXTELL-865-AAI-TWR-CNE_healterm.rvt
PLOT DATE: 9/22/2015 11:10:45 AM

DEPT OF BLDGS 421258305 Job Number
E344205605 Scan Code

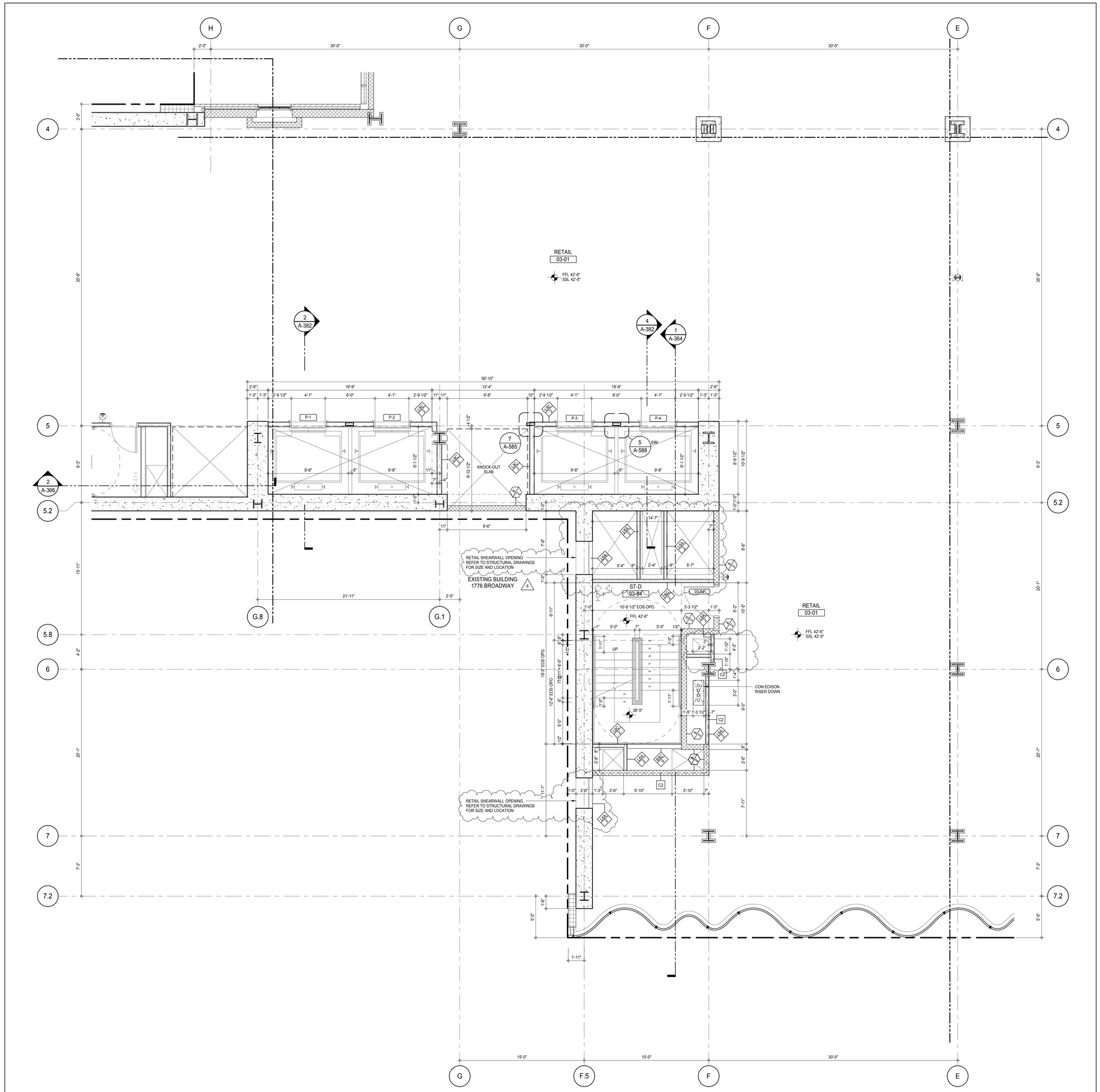

SHEET NOTES:

C1 DASHED LINE DENOTES EXTENT OF 6" HIGH C.I.P. CONCRETE CURB. WIDTH TO MATCH PARTITION UNLESS OTHERWISE NOTED

C2 DASHED LINE DENOTES EXTENT OF 8" HIGH C.I.P. CONCRETE CURB. WIDTH TO MATCH PARTITION UNLESS OTHERWISE NOTED

C3 DASHED LINE DENOTES EXTENT OF 8" HIGH CEMENT BOARD BASE CURB. REFER TO SECTION DETAIL (9) ON SHEET (A-574).

P1 CONCRETE HOUSEKEEPING PAD, HEIGHT, SIZE AND LOCATION TO BE COORDINATED WITH MECHANICAL DRAWINGS.

EDGE OF SLAB IS 11" FROM FACE OF GLASS UNLESS OTHERWISE STATED AND/OR AT SHEAR WALL CONDITIONS.

KEY PLAN:

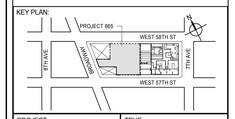

PROJECT NORTH | TRUE NORTH

DEVELOPER:
EXTELL DEVELOPMENT COMPANY
805 THIRD AVENUE, 7TH FLOOR
New York, NY 10022 USA
TEL: 212 712 6000 FAX: 212 712 6100

DESIGN ARCHITECT: Base Building Shell & Core
ADRIAN SMITH + GORDON GILL ARCHITECTURE
111 WEST MONROE STREET SUITE 2300
CHICAGO IL 60603
TEL: 312 920 1888 FAX: 312 920 1775

INTERIOR DESIGNER: Residential
Rottet Architecture and Design Studio, PLLC
298 Fifth Ave, 7th Floor
New York, NY 10001
TEL: 646 998 7000 FAX:

ARCHITECT OF RECORD: Base Building Shell, Core, & Residential
AAI ARCHITECTS, P.C.
401 Wellington St. W., 3rd Floor
Toronto, ON M5V 1E7 Canada
TEL: 416 967 1500 FAX: 416 967 7150

STRUCTURAL ENGINEERS:
WSP CANTOR SEINUK
228 EAST 45th Street
New York, NY 10017 USA
TEL: 212 687 9888 FAX: 646 487 5501

MEP ENGINEERS:
AKF GROUP
165 Broadway, 22nd Floor
New York, NY 10006 USA
TEL: 212 354 5656 FAX: 212 354 5668

GEOTECHNICAL ENGINEERS:
Langan Engineering & Environmental Services
21 Penn Plaza - 360 West 31st Street, 8th Floor
New York, NY 10001-2727
TEL: 212 479 5400 FAX: 212 479 5444

CODE CONSULTANTS:
Construction Consulting Associates
100 Church Street
New York, NY 10007
TEL: 212 385 1818 FAX: 212 385 1911

CURTAINWALL CONSULTANT:
AJLP Consulting
40 Worth Street. Suite 826
New York, NY 10013
TEL: 212 757 5659 FAX: 646 219 8508

LANDMARK/PRESERVATION CONSULTANT:
Jan Hird Pokorny Associates, Inc.
39 West 37th Street, 12A
New York, NY 10018
TEL: 212 759 6462 FAX: 212 759 6540

No.	DESCRIPTION	DATE
1	CD PROGRESS ISSUE 1	15 OCT 14
2	CD PROGRESS ISSUE 2	19 DEC 14
3	D.O.B. SUBMISSION	18 FEB 15
4	CD PROGRESS ISSUE 3	09 MAR 15
	D.O.B. SUBMISSION	27 APR 15
5	CD PROGRESS ISSUE 4	01 JUN 15
6	CD PROGRESS ISSUE 5	10 AUG 15
	D.O.B. AMENDMENT 2	21 SEP 15

0 2'-0" 4'-0" 8'-0"

NOT FOR BID/CONSTRUCTION

Discrepancies must be reported immediately to the Architect before proceeding. Only figured dimensions are to be used. Contractors must check all dimensions on site. This drawing is protected by copyright.

ALL DIMENSIONS ARE SHOWN IN IMPERIAL.

CONSULTANT: AAI ARCHITECTS, P.C.

PROJECT:
217 WEST 57TH STREET
NEW YORK, NY

DRAWING TITLE:
3RD FLOOR PART PLAN
(SOUTH-WEST) (MFD-3RD FLOOR)

SEAL & SIGNATURE: REGISTERED ARCHITECT ADRIAN DAVID SMITH No. 028881 STATE OF NEW YORK

DATE:	15 OCT 14
PROJECT No:	1216-00
DRAWN: Author	REV:
CHK: Checker	6
SCALE: 1/4" = 1'-0"	
DWG No:	A-440.01
DOB PAGE No:	297 of 569

DOB EMPLOYEE STAMP: DOB B-SCAN:

36" x 48" Arch E SHEET SIZE
FILE NAME: C:\Revit Local Files\EXTELL-865-AAI-TWR-CNE_hardarm.rvt
PLOT DATE: 9/22/2015 11:12:34 AM

DEPT OF BLDGS 121253505 Job Number
E300362C000 Scan Code

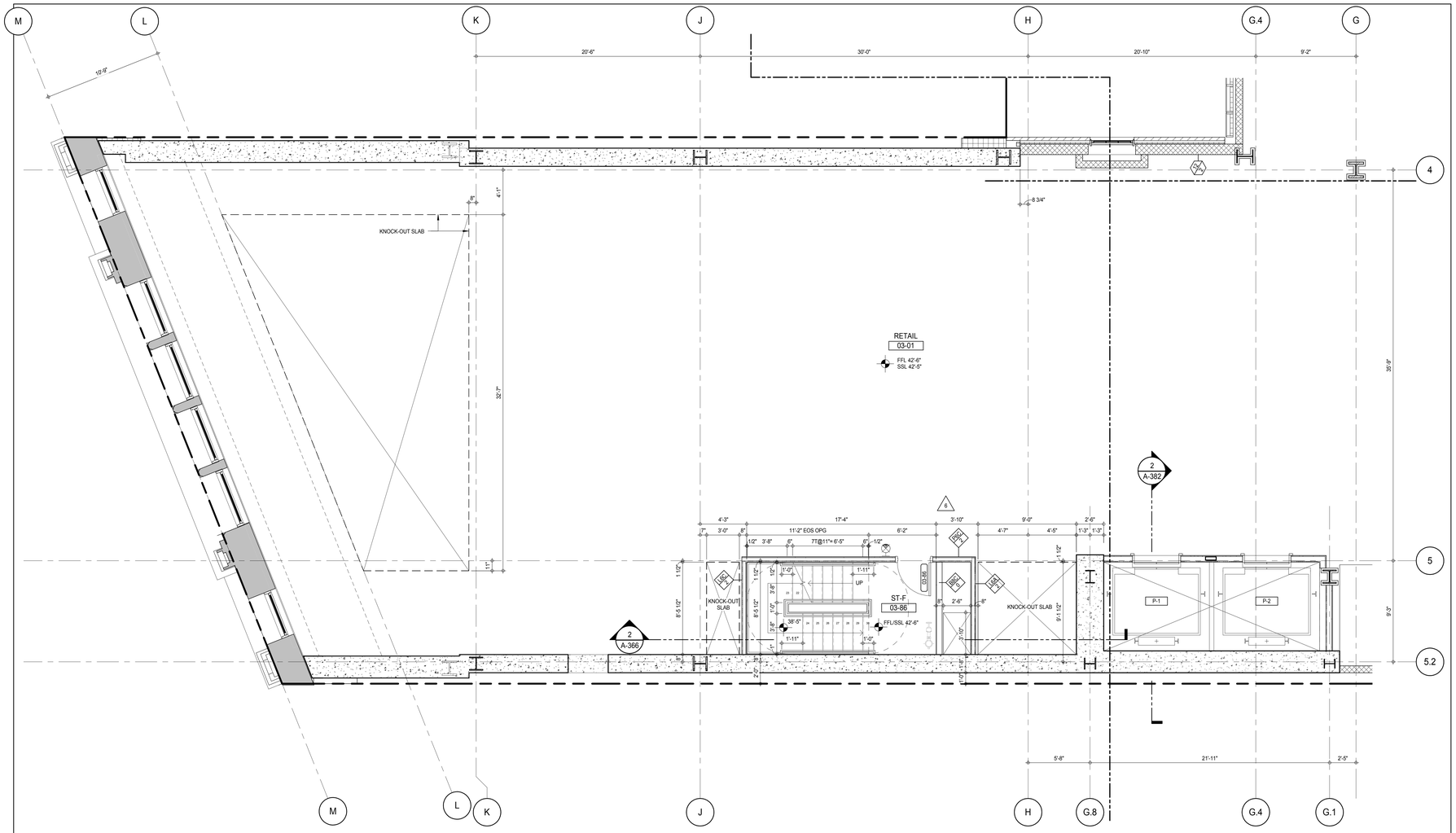

SHEET NOTES:

C1 DASHED LINE DENOTES EXTENT OF 6" HIGH C.I.P. CONCRETE CURB. WIDTH TO MATCH PARTITION UNLESS OTHERWISE NOTED

C2 DASHED LINE DENOTES EXTENT OF 8" HIGH C.I.P. CONCRETE CURB. WIDTH TO MATCH PARTITION UNLESS OTHERWISE NOTED

C3 DASHED LINE DENOTES EXTENT OF 8" HIGH CEMENT BOARD BASE CURB. REFER TO SECTION DETAIL (9) ON SHEET (A-574).

P1 CONCRETE HOUSEKEEPING PAD, HEIGHT, SIZE AND LOCATION TO BE COORDINATED WITH MECHANICAL DRAWINGS.

EDGE OF SLAB IS 11" FROM FACE OF GLASS UNLESS OTHERWISE STATED AND/OR AT SHEAR WALL CONDITIONS.

KEY PLAN:

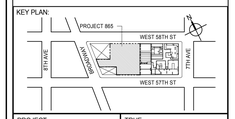

PROJECT NORTH

TRUE NORTH

DEVELOPER:
EXTELL DEVELOPMENT COMPANY
805 THIRD AVENUE, 7TH FLOOR
New York, NY 10022 USA
TEL: 212 712 6000 FAX: 212 712 6100

DESIGN ARCHITECT: Base Building Shell & Core
ADRIAN SMITH + GORDON GILL ARCHITECTURE
111 WEST MONROE STREET SUITE 2300
CHICAGO IL 60603
TEL: 312 920 1888 FAX: 312 920 1775

INTERIOR DESIGNER: Residential
Rottet Architecture and Design Studio, PLLC
298 Fifth Ave, 7th Floor
New York, NY 10001
TEL: 646 998 7000 FAX:

ARCHITECT OF RECORD: Base Building Shell, Core, & Residential
AAI ARCHITECTS, P.C.
401 Wellington St. W., 3rd Floor
Toronto, ON M5V 1E7 Canada
TEL: 416 967 1500 FAX: 416 967 7150

STRUCTURAL ENGINEERS:
WSP CANTOR SEINUK
228 EAST 45th Street
New York, NY 10017 USA
TEL: 212 687 9888 FAX: 646 487 5501

MEP ENGINEERS:
AKF GROUP
165 Broadway, 22nd Floor
New York, NY 10006 USA
TEL: 212 354 5656 FAX: 212 354 5668

GEOTECHNICAL ENGINEERS:
Langan Engineering & Environmental Services
21 Penn Plaza - 360 West 31st Street, 8th Floor
New York, NY 10001-2727
TEL: 212 479 5400 FAX: 212 479 5444

CODE CONSULTANTS:
Construction Consulting Associates
100 Church Street
New York, NY 10007
TEL: 212 385 1818 FAX: 212 385 1911

CURTAINWALL CONSULTANT:
AJLP Consulting
40 Worth Street. Suite 826
New York, NY 10013
TEL: 212 757 5659 FAX: 646 219 8508

LANDMARK/PRESERVATION CONSULTANT:
Jan Hird Pokorny Associates, Inc.
39 West 37th Street, 12A
New York, NY 10018
TEL: 212 759 6462 FAX: 212 759 6540

No.	DESCRIPTION	DATE
1	CD PROGRESS ISSUE 1	15 OCT 14
2	CD PROGRESS ISSUE 2	19 DEC 14
3	D.O.B. SUBMISSION	18 FEB 15
4	CD PROGRESS ISSUE 3	09 MAR 15
	D.O.B. SUBMISSION	27 APR 15
5	CD PROGRESS ISSUE 4	01 JUN 15
6	CD PROGRESS ISSUE 5	10 AUG 15
	D.O.B. AMENDMENT 2	21 SEP 15

0 2' - 0" 4' - 0" 8' - 0"

NOT FOR BID/CONSTRUCTION

Discrepancies must be reported immediately to the Architect before proceeding. Only figured dimensions are to be used. Contractors must check all dimensions on site. This drawing is protected by copyright.

ALL DIMENSIONS ARE SHOWN IN IMPERIAL.

CONSULTANT:

AAI ARCHITECTS, P.C.

PROJECT:

217 WEST 57TH STREET
NEW YORK, NY

DRAWING TITLE:

3RD FLOOR PART PLAN (WEST)
(MFD-3RD FLOOR)

SEAL & SIGNATURE:

REGISTERED ARCHITECT WILLIAE DAVID JAMES AS 028881 STATE OF NEW YORK

DATE:	15 OCT 14
PROJECT No:	1216-00
DRAWN: Author	REV:
CHK: Checker	6
SCALE: 1/4" = 1'-0"	
DWG No:	A-441.01
DOB PAGE No:	298 of 569

DOB EMPLOYEE STAMP:

DOB B-SCAN:

36" x 48" Arch E SHEET SIZE
FILE NAME: C:\Revit Local Files\EXTELL-865-AAI-TWR-CNF_Jsullerm.rvt
PLOT DATE: 9/22/2015 10:22:23 AM

DEPT OF BLDGS 421208305 Job Number
E350738816 Scan Code

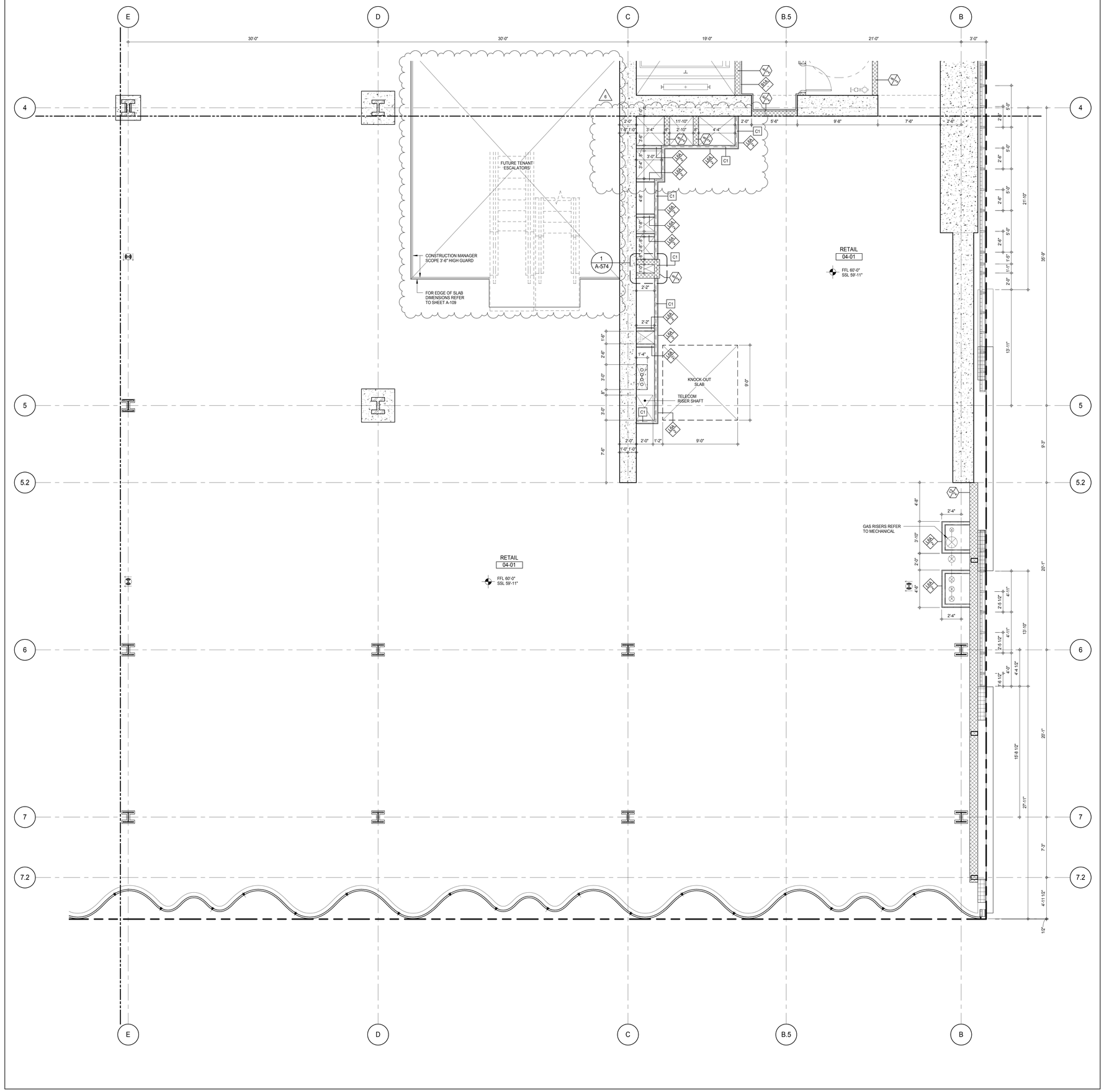

SHEET NOTES:

C1 DASHED LINE DENOTES EXTENT OF 6" HIGH C.I.P. CONCRETE CURB. WIDTH TO MATCH PARTITION UNLESS OTHERWISE NOTED

C2 DASHED LINE DENOTES EXTENT OF 8" HIGH C.I.P. CONCRETE CURB. WIDTH TO MATCH PARTITION UNLESS OTHERWISE NOTED

C3 DASHED LINE DENOTES EXTENT OF 8" HIGH CEMENT BOARD BASE CURB. REFER TO SECTION DETAIL (9) ON SHEET (A-574).

P1 CONCRETE HOUSEKEEPING PAD, HEIGHT, SIZE AND LOCATION TO BE COORDINATED WITH MECHANICAL DRAWINGS.

T1 TOP OF EXISTING STRUCT. SLAB CUT OUT FOR FLOOR RECESSED SLIDING DOOR TRACK ONCE CONSTRUCTION IS COMPLETE.

EDGE OF SLAB IS 11" FROM FACE OF GLASS UNLESS OTHERWISE STATED AND/OR AT SHEAR WALL CONDITIONS.

TEMPORARY SHEAR WALL OPENINGS REQUIRED BY THE CONTRACTOR TO COMPLETE THE PROJECT ARE TO BE IN-FILLED TO MATCH THE WALLS REQUIREMENTS INCLUDING BUT NOT LIMITED TO FIRE RATING, ACOUSTIC PROPERTY, THERMAL PROPERTY, AIR/ VAPOR PERMEABILITY.

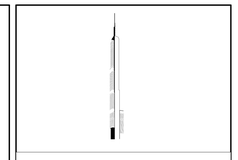

KEY PLAN:

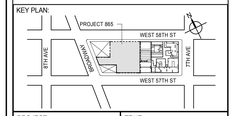

PROJECT NORTH: TRUE NORTH

DEVELOPER:
EXTELL DEVELOPMENT COMPANY
805 THIRD AVENUE, 7TH FLOOR
New York, NY 10022 USA
TEL: 212 712 6000 FAX: 212 712 6100

DESIGN ARCHITECT: Base Building Shell & Core
ADRIAN SMITH + GORDON GILL ARCHITECTURE
111 WEST MONROE STREET SUITE 2300
CHICAGO IL 60603
TEL: 312 920 1888 FAX: 312 920 1775

INTERIOR DESIGNER: Residential
Rottet Architecture and Design Studio, PLLC
298 Fifth Ave, 7th Floor
New York, NY 10001
TEL: 646 998 7000 FAX:

ARCHITECT OF RECORD: Base Building Shell, Core, & Residential
AAI ARCHITECTS, P.C.
401 Wellington St. W., 3rd Floor
Toronto, ON M5V 1E7 Canada
TEL: 416 967 1500 FAX: 416 967 7150

STRUCTURAL ENGINEERS:
WSP CANTOR SEINUK
228 EAST 45th Street
New York, NY 10017 USA
TEL: 212 687 9888 FAX: 646 487 5501

MEP ENGINEERS:
AKF GROUP
165 Broadway, 22nd Floor
New York, NY 10006 USA
TEL: 212 354 5656 FAX: 212 354 5668

GEOTECHNICAL ENGINEERS:
Langan Engineering & Environmental Services
21 Penn Plaza - 360 West 31st Street, 8th Floor
New York, NY 10001-2727
TEL: 212 479 5400 FAX: 212 479 5444

CODE CONSULTANTS:
Construction Consulting Associates
100 Church Street
New York, NY 10007
TEL: 212 385 1818 FAX: 212 385 1911

CURTAINWALL CONSULTANT:
AJLP Consulting
40 Worth Street. Suite 826
New York, NY 10013
TEL: 212 757 5659 FAX: 646 219 8508

LANDMARK/PRESERVATION CONSULTANT:
Jan Hird Pokorny Associates, Inc.
39 West 37th Street, 12A
New York, NY 10018
TEL: 212 759 6462 FAX: 212 759 6540

No.	DESCRIPTION	DATE
1	CD PROGRESS ISSUE 1	15 OCT 14
2	CD PROGRESS ISSUE 2	19 DEC 14
3	D.O.B. SUBMISSION	18 FEB 15
4	CD PROGRESS ISSUE 3	09 MAR 15
	D.O.B. SUBMISSION	27 APR 15
5	CD PROGRESS ISSUE 4	01 JUN 15
6	CD PROGRESS ISSUE 5	10 AUG 15
	D.O.B. AMENDMENT 2	21 SEP 15

0 2' - 0" 4' - 0" 8' - 0"

NOT FOR BID/CONSTRUCTION

Discrepancies must be reported immediately to the Architect before proceeding. Only figured dimensions are to be used. Contractors must check all dimensions on site. This drawing is protected by copyright.

ALL DIMENSIONS ARE SHOWN IN IMPERIAL.

CONSULTANT: AAI ARCHITECTS, P.C.

PROJECT:
217 WEST 57TH STREET
NEW YORK, NY

DRAWING TITLE:
4TH FLOOR PART PLAN (SOUTH-EAST)
(MFD-4TH FLOOR)

SEAL & SIGNATURE: REGISTERED ARCHITECT DAVID JAMES NY 028881 STATE OF NEW YORK

DATE:	15 OCT 14
PROJECT No:	1216-00
DRAWN: Author	REV:
CHK: Checker	6
SCALE: 1/4" = 1'-0"	
DWG No:	A-443.01
DOB PAGE No:	299 of 569

DOB EMPLOYEE STAMP: DOB B-SCAN:

36" x 48" Arch E SHEET SIZE
FILE NAME: C:\Revit Local Files\EXTELL-865-AAI-TWR-CNF_bullpen.rvt
PLOT DATE: 11/03/2015 2:15:11 PM

DEPT OF BLDGS 421258305 Job Number
E357749820US Scan Code

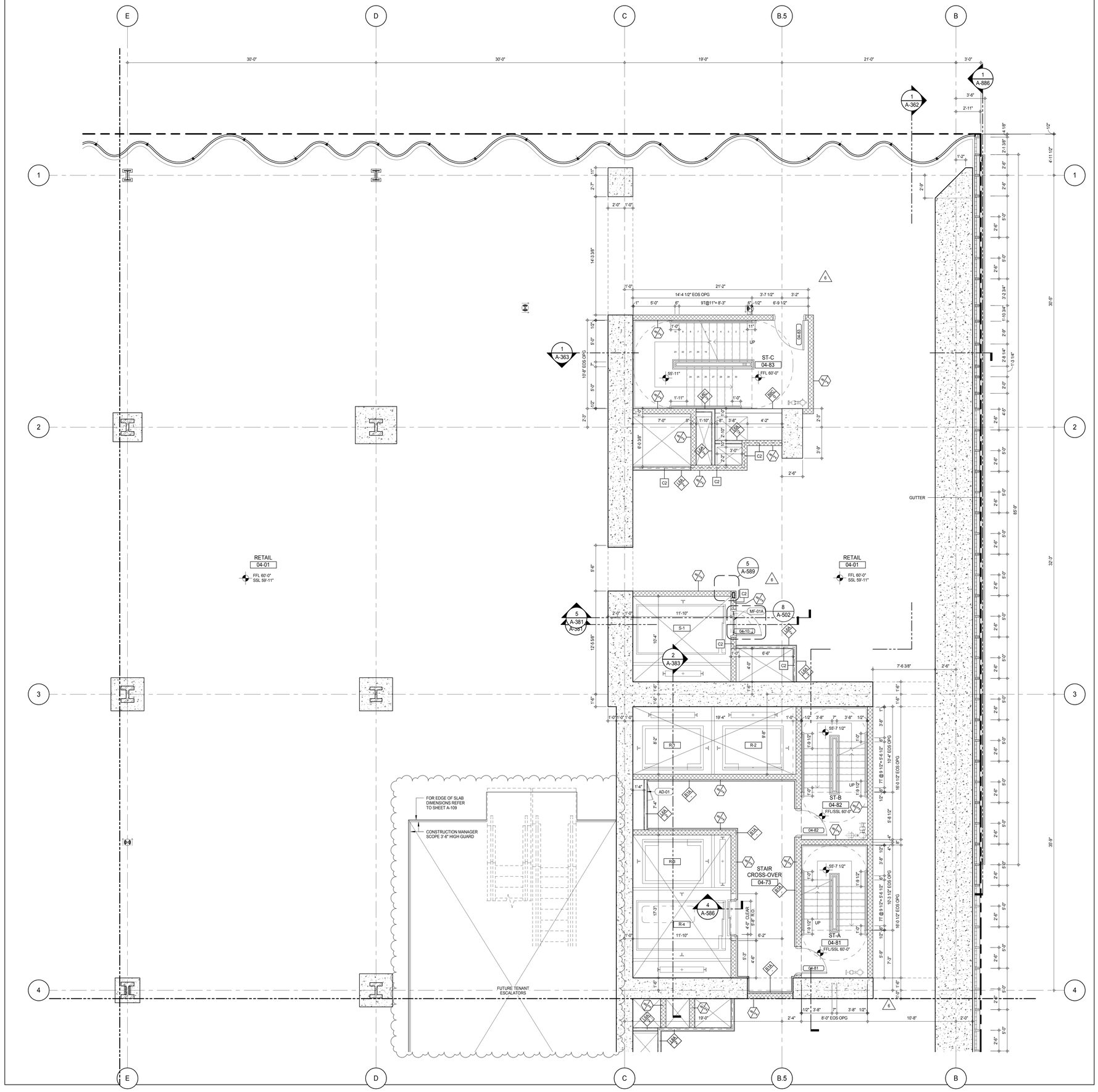

SHEET NOTES:

C1 DASHED LINE DENOTES EXTENT OF 6" HIGH C.I.P. CONCRETE CURB. WIDTH TO MATCH PARTITION UNLESS OTHERWISE NOTED

C2 DASHED LINE DENOTES EXTENT OF 8" HIGH C.I.P. CONCRETE CURB. WIDTH TO MATCH PARTITION UNLESS OTHERWISE NOTED

C3 DASHED LINE DENOTES EXTENT OF 8" HIGH CEMENT BOARD BASE CURB. REFER TO SECTION DETAIL (9) ON SHEET (A-574).

P1 CONCRETE HOUSEKEEPING PAD, HEIGHT, SIZE AND LOCATION TO BE COORDINATED WITH MECHANICAL DRAWINGS.

T1 TOP OF EXISTING STRUCT. SLAB CUT OUT FOR FLOOR RECESSED SLIDING DOOR TRACK ONCE CONSTRUCTION IS COMPLETE.

EDGE OF SLAB IS 11" FROM FACE OF GLASS UNLESS OTHERWISE STATED AND/OR AT SHEAR WALL CONDITIONS.

TEMPORARY SHEAR WALL OPENINGS REQUIRED BY THE CONTRACTOR TO COMPLETE THE PROJECT ARE TO BE IN-FILLED TO MATCH THE WALLS REQUIREMENTS INCLUDING BUT NOT LIMITED TO FIRE RATING, ACOUSTIC PROPERTY, THERMAL PROPERTY, AIR/ VAPOR PERMEABILITY.

KEYNOTE LEGEND:

TAG #	DESCRIPTION
AD-01	ACCESS DOOR FLUSH RATED
MF-01A	GUARDRAIL - GALVANIZED

KEY PLAN:

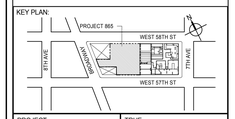

PROJECT NORTH

TRUE NORTH

DEVELOPER:
EXTELL DEVELOPMENT COMPANY
805 THIRD AVENUE, 7TH FLOOR
New York, NY 10022 USA
TEL: 212 712 6000 FAX: 212 712 6100

DESIGN ARCHITECT: Base Building Shell & Core
ADRIAN SMITH + GORDON GILL ARCHITECTURE
111 WEST MONROE STREET SUITE 2300
CHICAGO IL 60603
TEL: 312 920 1888 FAX: 312 920 1775

INTERIOR DESIGNER: Residential
Rottet Architecture and Design Studio, PLLC
298 Fifth Ave, 7th Floor
New York, NY 10001
TEL: 646 998 7000 FAX:

ARCHITECT OF RECORD: Base Building Shell, Core, & Residential
AAI ARCHITECTS, P.C.
401 Wellington St. W., 3rd Floor
Toronto, ON M5V 1E7 Canada
TEL: 416 967 1500 FAX: 416 967 7150

STRUCTURAL ENGINEERS:
WSP CANTOR SEINUK
228 EAST 45th Street
New York, NY 10017 USA
TEL: 212 687 9888 FAX: 646 487 5501

MEP ENGINEERS:
AKF GROUP
165 Broadway, 22nd Floor
New York, NY 10006 USA
TEL: 212 354 5656 FAX: 212 354 5668

GEOTECHNICAL ENGINEERS:
Langan Engineering & Environmental Services
21 Penn Plaza - 360 West 31st Street, 8th Floor
New York, NY 10001-2727
TEL: 212 479 5400 FAX: 212 479 5444

CODE CONSULTANTS:
Construction Consulting Associates
100 Church Street
New York, NY 10007
TEL: 212 385 1818 FAX: 212 385 1911

CURTAINWALL CONSULTANT:
AJLP Consulting
40 Worth Street. Suite 826
New York, NY 10013
TEL: 212 757 5659 FAX: 646 219 8508

LANDMARK/PRESERVATION CONSULTANT:
Jan Hird Pokorny Associates, Inc.
39 West 37th Street, 12A
New York, NY 10018
TEL: 212 759 6462 FAX: 212 759 6540

No.	DESCRIPTION	DATE
1	CD PROGRESS ISSUE 1	15 OCT 14
2	CD PROGRESS ISSUE 2	19 DEC 14
3	D.O.B. SUBMISSION	18 FEB 15
4	CD PROGRESS ISSUE 3	09 MAR 15
	D.O.B. SUBMISSION	27 APR 15
5	CD PROGRESS ISSUE 4	01 JUN 15
6	CD PROGRESS ISSUE 5	10 AUG 15
	D.O.B. AMENDMENT 2	21 SEP 15

0 2' - 0" 4' - 0" 8' - 0"

NOT FOR BID/CONSTRUCTION

Discrepancies must be reported immediately to the Architect before proceeding. Only figured dimensions are to be used. Contractors must check all dimensions on site. This drawing is protected by copyright.

ALL DIMENSIONS ARE SHOWN IN IMPERIAL.

CONSULTANT:
AAI ARCHITECTS, P.C.

PROJECT:
217 WEST 57TH STREET
NEW YORK, NY

DRAWING TITLE:
4TH FLOOR PART PLAN (NORTH-EAST)
(MFD-4TH FLOOR)

SEAL & SIGNATURE:
REGISTERED ARCHITECT DAVID JAROSZEWSKI No. 028881 STATE OF NEW YORK

DATE:	15 OCT 14
PROJECT No:	1216-00
DRAWN: Author	REV:
CHK: Checker	6
SCALE: 1/4" = 1'-0"	
DWG No:	A-444.01
DOB PAGE No:	300 of 569

DOB EMPLOYEE STAMP:

DOB B-SCAN:

36" x 48" Arch E SHEET SIZE
FILE NAME: C:\Revit Local Files\EXTELL-865-AAI-TWR-CNF_hardwarm.rvt
PLOT DATE: 11/03/2015 2:23:56 PM

DEPT OF BLDGS 121236526 Job Number
E365113292 Scan Code

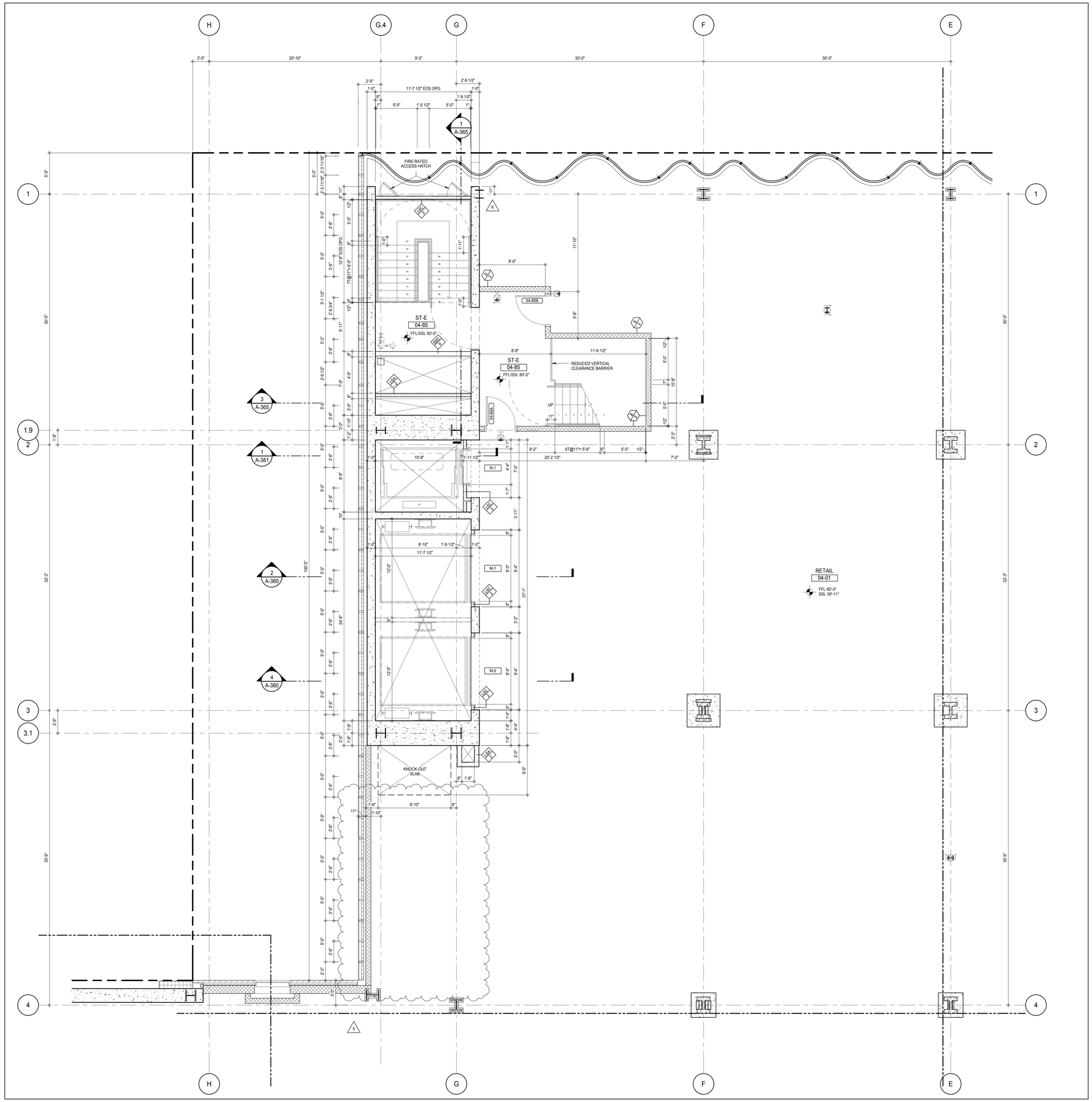

SHEET NOTES:

C1 DASHED LINE DENOTES EXTENT OF 6" HIGH C.I.P. CONCRETE CURB. WIDTH TO MATCH PARTITION UNLESS OTHERWISE NOTED

C2 DASHED LINE DENOTES EXTENT OF 8" HIGH C.I.P. CONCRETE CURB. WIDTH TO MATCH PARTITION UNLESS OTHERWISE NOTED

C3 DASHED LINE DENOTES EXTENT OF 8" HIGH CEMENT BOARD BASE CURB. REFER TO SECTION DETAIL (9) ON SHEET (A-574).

P1 CONCRETE HOUSEKEEPING PAD, HEIGHT, SIZE AND LOCATION TO BE COORDINATED WITH MECHANICAL DRAWINGS.

EDGE OF SLAB IS 11" FROM FACE OF GLASS UNLESS OTHERWISE STATED AND/OR AT SHEAR WALL CONDITIONS.

KEY PLAN:

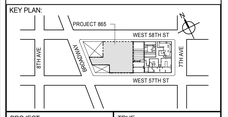

PROJECT NORTH

TRUE NORTH

DEVELOPER:
EXTELL DEVELOPMENT COMPANY
805 THIRD AVENUE, 7TH FLOOR
New York, NY 10022 USA
TEL: 212 712 6000 FAX: 212 712 6100

DESIGN ARCHITECT: Base Building Shell & Core
ADRIAN SMITH + GORDON GILL ARCHITECTURE
111 WEST MONROE STREET SUITE 2300
CHICAGO IL 60603
TEL: 312 920 1888 FAX: 312 920 1775

INTERIOR DESIGNER: Residential
Rottet Architecture and Design Studio, PLLC
298 Fifth Ave, 7th Floor
New York, NY 10001
TEL: 646 998 7000 FAX:

ARCHITECT OF RECORD: Base Building Shell, Core, & Residential
AAI ARCHITECTS, P.C.
401 Wellington St. W., 3rd Floor
Toronto, ON M5V 1E7 Canada
TEL: 416 967 1500 FAX: 416 967 7150

STRUCTURAL ENGINEERS:
WSP CANTOR SEINUK
228 EAST 45th Street
New York, NY 10017 USA
TEL: 212 687 9888 FAX: 646 487 5501

MEP ENGINEERS:
AKF GROUP
165 Broadway, 22nd Floor
New York, NY 10006 USA
TEL: 212 354 5656 FAX: 212 354 5668

GEOTECHNICAL ENGINEERS:
Langan Engineering & Environmental Services
21 Penn Plaza - 360 West 31st Street, 8th Floor
New York, NY 10001-2727
TEL: 212 479 5400 FAX: 212 479 5444

CODE CONSULTANTS:
Construction Consulting Associates
100 Church Street
New York, NY 10007
TEL: 212 385 1818 FAX: 212 385 1911

CURTAINWALL CONSULTANT:
AJLP Consulting
40 Worth Street. Suite 826
New York, NY 10013
TEL: 212 757 5659 FAX: 646 219 8508

LANDMARK/PRESERVATION CONSULTANT:
Jan Hird Pokorny Associates, Inc.
39 West 37th Street, 12A
New York, NY 10018
TEL: 212 759 6462 FAX: 212 759 6540

No.	DESCRIPTION	DATE
1	CD PROGRESS ISSUE 1	15 OCT 14
2	CD PROGRESS ISSUE 2	19 DEC 14
3	D.O.B. SUBMISSION	18 FEB 15
4	CD PROGRESS ISSUE 3	09 MAR 15
	D.O.B. SUBMISSION	27 APR 15
5	CD PROGRESS ISSUE 4	01 JUN 15
6	CD PROGRESS ISSUE 5	10 AUG 15
	D.O.B. AMENDMENT 2	21 SEP 15

0 2' - 0" 4' - 0" 8' - 0"

NOT FOR BID/CONSTRUCTION

Discrepancies must be reported immediately to the Architect before proceeding. Only figured dimensions are to be used. Contractors must check all dimensions on site. This drawing is protected by copyright.

ALL DIMENSIONS ARE SHOWN IN IMPERIAL.

CONSULTANT:

AAI ARCHITECTS, P.C.

PROJECT:

217 WEST 57TH STREET
NEW YORK, NY

DRAWING TITLE:

4TH FLOOR PART PLAN
(NORTH-WEST) (MFD-4TH FLOOR)

SEAL & SIGNATURE:

REGISTERED ARCHITECT PETER DAVID JAMES 022885 STATE OF NEW YORK

DATE:	15 OCT 14
PROJECT No:	1216-00
DRAWN: Author	REV:
CHK: Checker	6
SCALE: 1/4" = 1'-0"	
DWG No:	A-445.01
DOB PAGE No:	301 of 569

DOB EMPLOYEE STAMP:

DOB B-SCAN:

36" x 48" Arch E SHEET SIZE
FILE NAME: C:\Revit Local Files\EXTELL-865-AAI-TWR-CNF_Jupiterin.rvt
PLOT DATE: 9/22/2015 11:02:29 AM

DEPT OF BLDGS 421208305 Job Number
E300904137 Scan Code

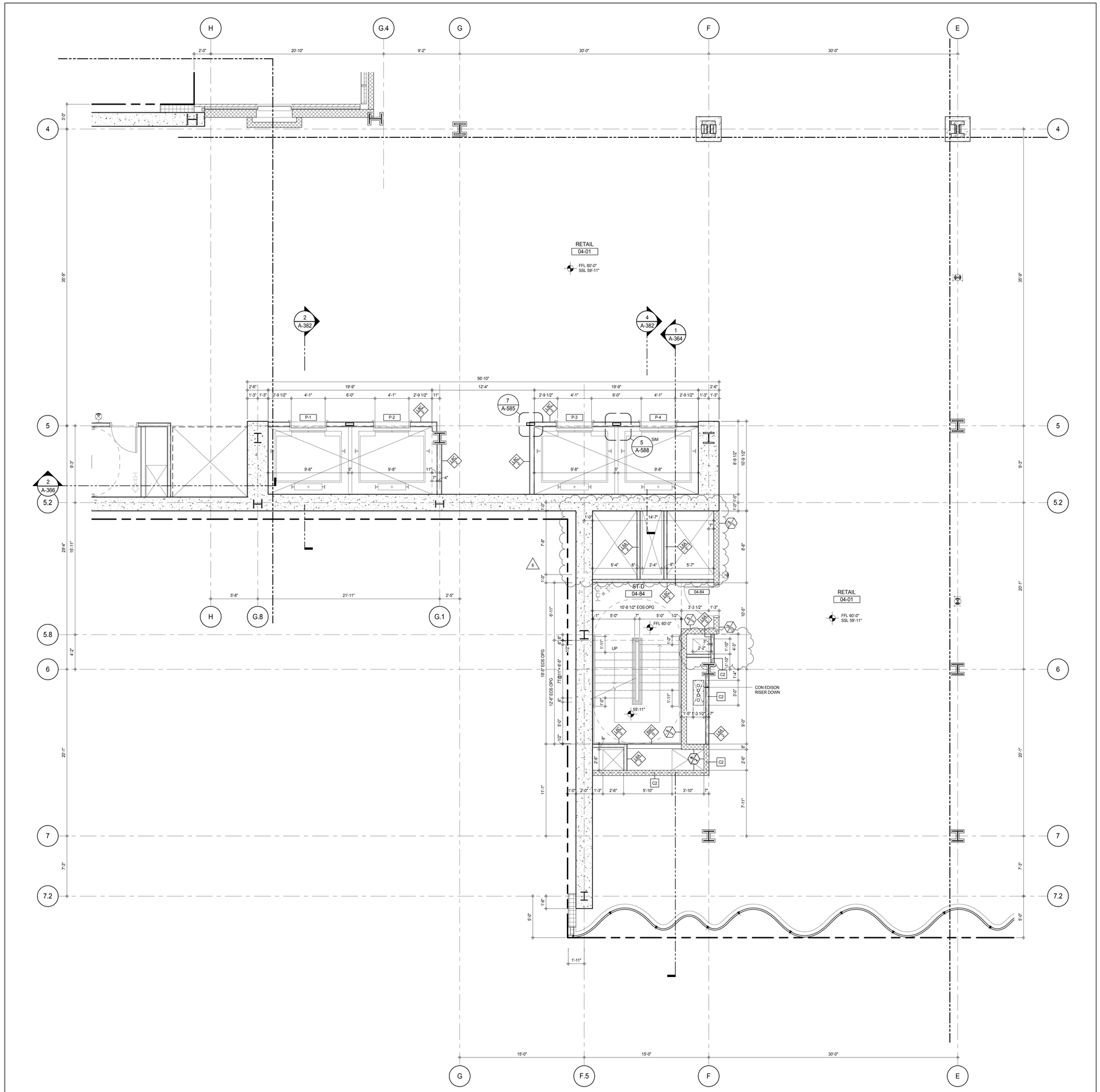

SHEET NOTES:

C1 DASHED LINE DENOTES EXTENT OF 6" HIGH C.I.P. CONCRETE CURB. WIDTH TO MATCH PARTITION UNLESS OTHERWISE NOTED

C2 DASHED LINE DENOTES EXTENT OF 8" HIGH C.I.P. CONCRETE CURB. WIDTH TO MATCH PARTITION UNLESS OTHERWISE NOTED

C3 DASHED LINE DENOTES EXTENT OF 8" HIGH CEMENT BOARD BASE CURB. REFER TO SECTION DETAIL (9) ON SHEET (A-574).

P1 CONCRETE HOUSEKEEPING PAD, HEIGHT, SIZE AND LOCATION TO BE COORDINATED WITH MECHANICAL DRAWINGS.

EDGE OF SLAB IS 11" FROM FACE OF GLASS UNLESS OTHERWISE STATED AND/OR AT SHEAR WALL CONDITIONS.

KEY PLAN:

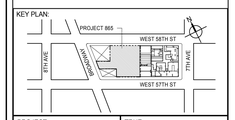

PROJECT NORTH

TRUE NORTH

DEVELOPER:
EXTELL DEVELOPMENT COMPANY
805 THIRD AVENUE, 7TH FLOOR
New York, NY 10022 USA
TEL: 212 712 6000 FAX: 212 712 6100

DESIGN ARCHITECT: Base Building Shell & Core
ADRIAN SMITH + GORDON GILL ARCHITECTURE
111 WEST MONROE STREET SUITE 2300
CHICAGO IL 60603
TEL: 312 920 1888 FAX: 312 920 1775

INTERIOR DESIGNER: Residential
Rottet Architecture and Design Studio, PLLC
298 Fifth Ave, 7th Floor
New York, NY 10001
TEL: 646 998 7000 FAX:

ARCHITECT OF RECORD: Base Building Shell, Core, & Residential
AAI ARCHITECTS, P.C.
401 Wellington St. W., 3rd Floor
Toronto, ON M5V 1E7 Canada
TEL: 416 967 1500 FAX: 416 967 7150

STRUCTURAL ENGINEERS:
WSP CANTOR SEINUK
228 EAST 45th Street
New York, NY 10017 USA
TEL: 212 687 9888 FAX: 646 487 5501

MEP ENGINEERS:
AKF GROUP
165 Broadway, 22nd Floor
New York, NY 10006 USA
TEL: 212 354 5656 FAX: 212 354 5668

GEOTECHNICAL ENGINEERS:
Langan Engineering & Environmental Services
21 Penn Plaza - 360 West 31st Street, 8th Floor
New York, NY 10001-2727
TEL: 212 479 5400 FAX: 212 479 5444

CODE CONSULTANTS:
Construction Consulting Associates
100 Church Street
New York, NY 10007
TEL: 212 385 1818 FAX: 212 385 1911

CURTAINWALL CONSULTANT:
AJLP Consulting
40 Worth Street. Suite 826
New York, NY 10013
TEL: 212 757 5659 FAX: 646 219 8508

LANDMARK/PRESERVATION CONSULTANT:
Jan Hird Pokorny Associates, Inc.
39 West 37th Street, 12A
New York, NY 10018
TEL: 212 759 6462 FAX: 212 759 6540

No.	DESCRIPTION	DATE
1	CD PROGRESS ISSUE 1	15 OCT 14
2	CD PROGRESS ISSUE 2	19 DEC 14
3	D.O.B. SUBMISSION	18 FEB 15
4	CD PROGRESS ISSUE 3	09 MAR 15
	D.O.B. SUBMISSION	27 APR 15
5	CD PROGRESS ISSUE 4	01 JUN 15
6	CD PROGRESS ISSUE 5	10 AUG 15
	D.O.B. AMENDMENT 2	21 SEP 15

0 2' - 0" 4' - 0" 8' - 0"

NOT FOR BID/CONSTRUCTION

Discrepancies must be reported immediately to the Architect before proceeding. Only figured dimensions are to be used. Contractors must check all dimensions on site. This drawing is protected by copyright.

ALL DIMENSIONS ARE SHOWN IN IMPERIAL.

CONSULTANT:
AAI ARCHITECTS, P.C.

PROJECT:
217 WEST 57TH STREET
NEW YORK, NY

DRAWING TITLE:
4TH FLOOR PART PLAN
(SOUTH-WEST) (MFD-4TH FLOOR)

SEAL & SIGNATURE:
REGISTERED ARCHITECT
JOSE DAVID JAUREGI
028883
STATE OF NEW YORK

DATE:	15 OCT 14
PROJECT No:	1216-00
DRAWN: Author	REV:
CHK: Checker	6
SCALE: 1/4" = 1'-0"	
DWG No:	A-446.01
DOB PAGE No:	302 of 569

DOB EMPLOYEE STAMP:

DOB B-SCAN:

36" x 48" Arch E SHEET SIZE
FILE NAME: C:\Revit Local Files\EXTELL-865-AAI-TWR-CNF_hudsonv.rvt
PLOT DATE: 9/22/2015 11:03:54 AM

DEPT OF BLDGS 121253505 Job Number
E3A66F78954 Scan Code

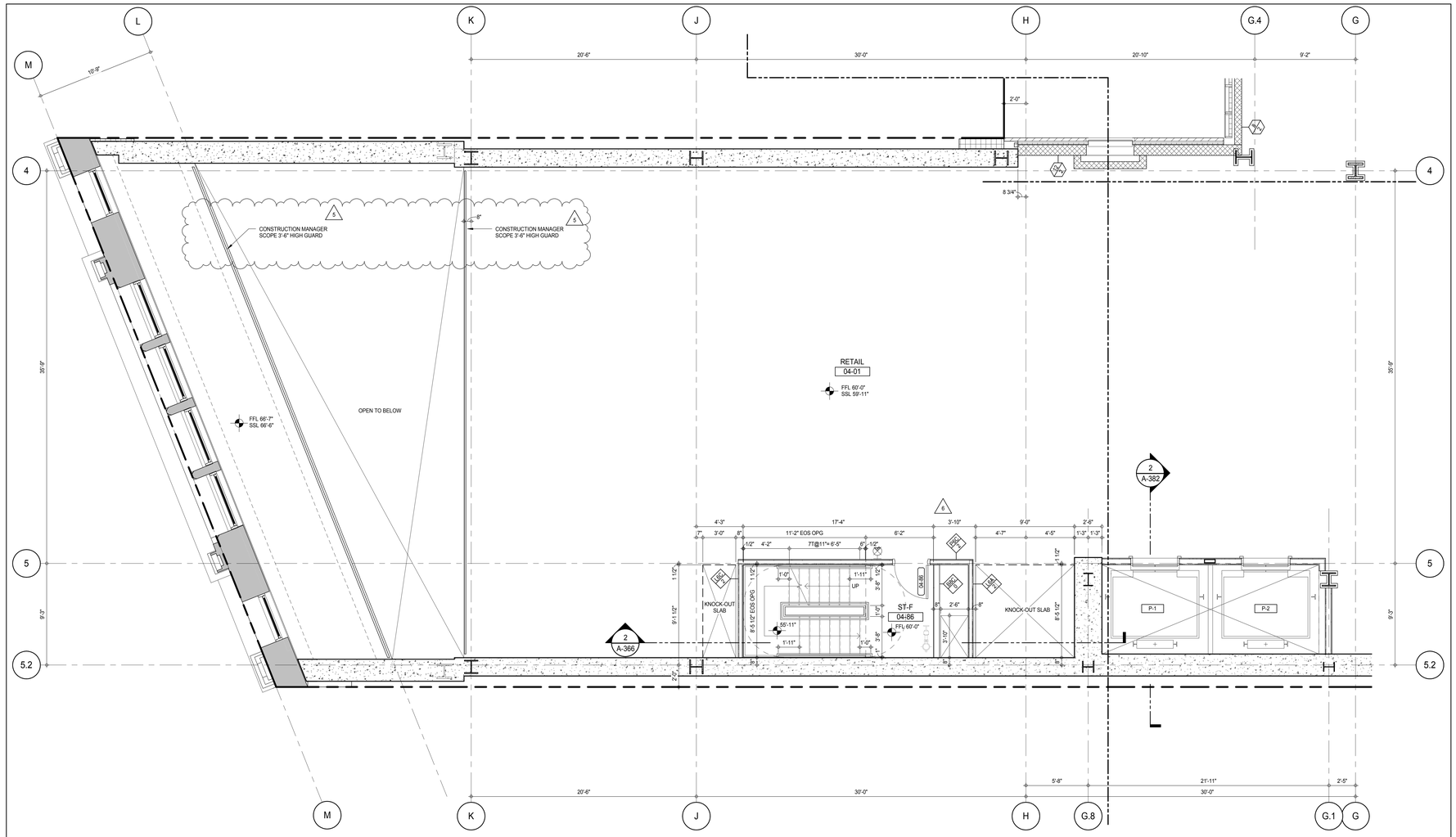

SHEET NOTES:

C1 DASHED LINE DENOTES EXTENT OF 6" HIGH C.I.P. CONCRETE CURB. WIDTH TO MATCH PARTITION UNLESS OTHERWISE NOTED

C2 DASHED LINE DENOTES EXTENT OF 8" HIGH C.I.P. CONCRETE CURB. WIDTH TO MATCH PARTITION UNLESS OTHERWISE NOTED

C3 DASHED LINE DENOTES EXTENT OF 8" HIGH CEMENT BOARD BASE CURB. REFER TO SECTION DETAIL (9) ON SHEET (A-574).

P1 CONCRETE HOUSEKEEPING PAD, HEIGHT, SIZE AND LOCATION TO BE COORDINATED WITH MECHANICAL DRAWINGS.

EDGE OF SLAB IS 11" FROM FACE OF GLASS UNLESS OTHERWISE STATED AND/OR AT SHEAR WALL CONDITIONS.

KEY PLAN:

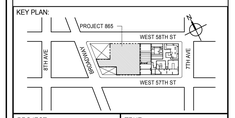

PROJECT NORTH

TRUE NORTH

DEVELOPER:
EXTELL DEVELOPMENT COMPANY
805 THIRD AVENUE, 7TH FLOOR
New York, NY 10022 USA
TEL: 212 712 6000 FAX: 212 712 6100

DESIGN ARCHITECT: Base Building Shell & Core
ADRIAN SMITH + GORDON GILL ARCHITECTURE
111 WEST MONROE STREET SUITE 2300
CHICAGO IL 60603
TEL: 312 920 1888 FAX: 312 920 1775

INTERIOR DESIGNER: Residential
Rottet Architecture and Design Studio, PLLC
298 Fifth Ave, 7th Floor
New York, NY 10001
TEL: 646 998 7000 FAX:

ARCHITECT OF RECORD: Base Building Shell, Core, & Residential
AAI ARCHITECTS, P.C.
401 Wellington St. W., 3rd Floor
Toronto, ON M5V 1E7 Canada
TEL: 416 967 1500 FAX: 416 967 7150

STRUCTURAL ENGINEERS:
WSP CANTOR SEINUK
228 EAST 45th Street
New York, NY 10017 USA
TEL: 212 687 9888 FAX: 646 487 5501

MEP ENGINEERS:
AKF GROUP
165 Broadway, 22nd Floor
New York, NY 10006 USA
TEL: 212 354 5656 FAX: 212 354 5668

GEOTECHNICAL ENGINEERS:
Langan Engineering & Environmental Services
21 Penn Plaza - 360 West 31st Street, 8th Floor
New York, NY 10001-2727
TEL: 212 479 5400 FAX: 212 479 5444

CODE CONSULTANTS:
Construction Consulting Associates
100 Church Street
New York, NY 10007
TEL: 212 385 1818 FAX: 212 385 1911

CURTAINWALL CONSULTANT:
AJLP Consulting
40 Worth Street. Suite 826
New York, NY 10013
TEL: 212 757 5659 FAX: 646 219 8508

LANDMARK/PRESERVATION CONSULTANT:
Jan Hird Pokorny Associates, Inc.
39 West 37th Street, 12A
New York, NY 10018
TEL: 212 759 6462 FAX: 212 759 6540

No.	DESCRIPTION	DATE
1	CD PROGRESS ISSUE 1	15 OCT 14
2	CD PROGRESS ISSUE 2	19 DEC 14
3	D.O.B. SUBMISSION	18 FEB 15
4	CD PROGRESS ISSUE 3	09 MAR 15
	D.O.B. SUBMISSION	27 APR 15
5	CD PROGRESS ISSUE 4	01 JUN 15
6	CD PROGRESS ISSUE 5	10 AUG 15
	D.O.B. AMENDMENT 2	21 SEP 15

0 2' - 0" 4' - 0" 8' - 0"

NOT FOR BID/CONSTRUCTION

Discrepancies must be reported immediately to the Architect before proceeding. Only figured dimensions are to be used. Contractors must check all dimensions on site. This drawing is protected by copyright.

ALL DIMENSIONS ARE SHOWN IN IMPERIAL.

CONSULTANT:

AAI ARCHITECTS, P.C.

PROJECT:

217 WEST 57TH STREET
NEW YORK, NY

DRAWING TITLE:

4TH FLOOR PART PLAN (WEST)
(MFD-4TH FLOOR)

SEAL & SIGNATURE:

REGISTERED ARCHITECT
RENE DAVID OKSENHORN
028885
STATE OF NEW YORK

DATE:	15 OCT 14
PROJECT No:	1216-00
DRAWN: Author	REV:
CHK: Checker	6
SCALE: 1/4" = 1'-0"	
DWG No:	A-447.01
DOB PAGE No:	303 of 569

DOB EMPLOYEE STAMP:

DOB B-SCAN:

36" x 48" Arch E SHEET SIZE
FILE NAME: C:\Revit Local Files\EXTELL-865-AAI-TWR-CNF_Jupiterm.rvt
PLOT DATE: 9/28/2015 11:04:09 AM

DEPT OF BLDGS 421258305 Job Number
E5207058977-1 Scan Code

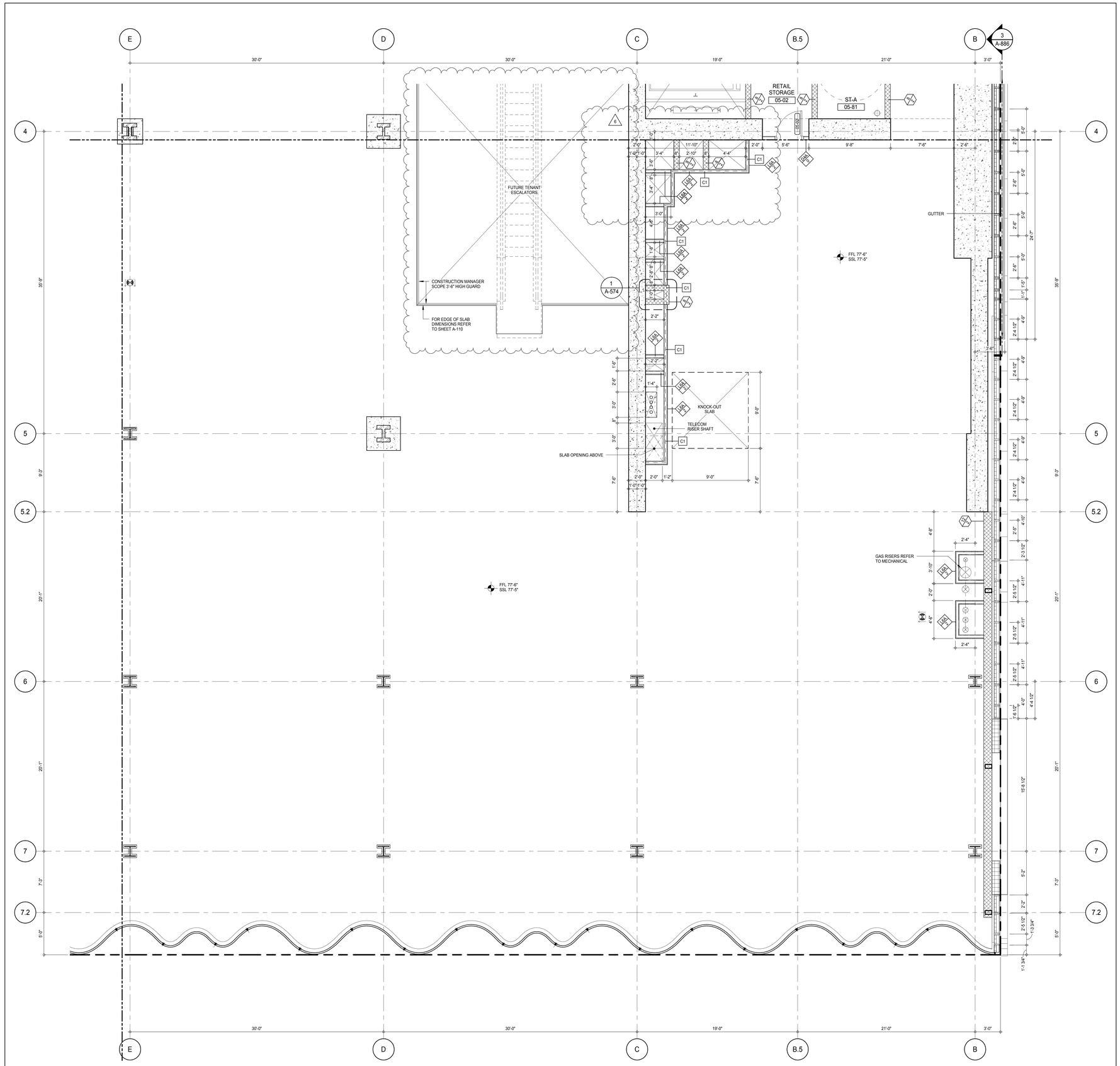

SHEET NOTES:

C1 DASHED LINE DENOTES EXTENT OF 6" HIGH C.I.P. CONCRETE CURB. WIDTH TO MATCH PARTITION UNLESS OTHERWISE NOTED

C2 DASHED LINE DENOTES EXTENT OF 8" HIGH C.I.P. CONCRETE CURB. WIDTH TO MATCH PARTITION UNLESS OTHERWISE NOTED

C3 DASHED LINE DENOTES EXTENT OF 8" HIGH CEMENT BOARD BASE CURB. REFER TO SECTION DETAIL (9) ON SHEET (A-574).

P1 CONCRETE HOUSEKEEPING PAD, HEIGHT, SIZE AND LOCATION TO BE COORDINATED WITH MECHANICAL DRAWINGS.

T1 TOP OF EXISTING STRUCT. SLAB CUT OUT FOR FLOOR RECESSED SLIDING DOOR TRACK ONCE CONSTRUCTION IS COMPLETE.

EDGE OF SLAB IS 11" FROM FACE OF GLASS UNLESS OTHERWISE STATED AND/OR AT SHEAR WALL CONDITIONS.

TEMPORARY SHEAR WALL OPENINGS REQUIRED BY THE CONTRACTOR TO COMPLETE THE PROJECT ARE TO BE IN-FILLED TO MATCH THE WALLS REQUIREMENTS INCLUDING BUT NOT LIMITED TO FIRE RATING, ACOUSTIC PROPERTY, THERMAL PROPERTY, AIR/ VAPOR PERMEABILITY.

KEY PLAN:

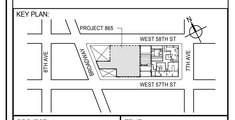

PROJECT NORTH | TRUE NORTH

DEVELOPER:
EXTELL DEVELOPMENT COMPANY
805 THIRD AVENUE, 7TH FLOOR
New York, NY 10022 USA
TEL: 212 712 6000 FAX: 212 712 6100

DESIGN ARCHITECT: Base Building Shell & Core
ADRIAN SMITH + GORDON GILL ARCHITECTURE
111 WEST MONROE STREET SUITE 2300
CHICAGO IL 60603
TEL: 312 920 1888 FAX: 312 920 1775

INTERIOR DESIGNER: Residential
Rottet Architecture and Design Studio, PLLC
298 Fifth Ave, 7th Floor
New York, NY 10001
TEL: 646 998 7000 FAX:

ARCHITECT OF RECORD: Base Building Shell, Core, & Residential
AAI ARCHITECTS, P.C.
401 Wellington St. W., 3rd Floor
Toronto, ON M5V 1E7 Canada
TEL: 416 967 1500 FAX: 416 967 7150

STRUCTURAL ENGINEERS:
WSP CANTOR SEINUK
228 EAST 45th Street
New York, NY 10017 USA
TEL: 212 687 9888 FAX: 646 487 5501

MEP ENGINEERS:
AKF GROUP
165 Broadway, 22nd Floor
New York, NY 10006 USA
TEL: 212 354 5656 FAX: 212 354 5668

GEOTECHNICAL ENGINEERS:
Langan Engineering & Environmental Services
21 Penn Plaza - 360 West 31st Street, 8th Floor
New York, NY 10001-2727
TEL: 212 479 5400 FAX: 212 479 5444

CODE CONSULTANTS:
Construction Consulting Associates
100 Church Street
New York, NY 10007
TEL: 212 385 1818 FAX: 212 385 1911

CURTAINWALL CONSULTANT:
AJLP Consulting
40 Worth Street. Suite 826
New York, NY 10013
TEL: 212 757 5659 FAX: 646 219 8508

LANDMARK/PRESERVATION CONSULTANT:
Jan Hird Pokorny Associates, Inc.
39 West 37th Street, 12A
New York, NY 10018
TEL: 212 759 6462 FAX: 212 759 6540

No.	DESCRIPTION	DATE
1	CD PROGRESS ISSUE 1	15 OCT 14
2	CD PROGRESS ISSUE 2	19 DEC 14
3	D.O.B. SUBMISSION	18 FEB 15
4	CD PROGRESS ISSUE 3	09 MAR 15
	D.O.B. SUBMISSION	27 APR 15
5	CD PROGRESS ISSUE 4	01 JUN 15
6	CD PROGRESS ISSUE 5	10 AUG 15
	D.O.B. AMENDMENT 2	21 SEP 15

0 2'-0" 4'-0" 8'-0"

NOT FOR BID/CONSTRUCTION

Discrepancies must be reported immediately to the Architect before proceeding. Only figured dimensions are to be used. Contractors must check all dimensions on site. This drawing is protected by copyright.

ALL DIMENSIONS ARE SHOWN IN IMPERIAL.

CONSULTANT: AAI ARCHITECTS, P.C.

PROJECT:
217 WEST 57TH STREET
NEW YORK, NY

DRAWING TITLE:
5TH FLOOR PART PLAN (SOUTH-EAST)
(MFD-5TH FLOOR)

SEAL & SIGNATURE: REGISTERED ARCHITECT ANDREW DAVID JANSSEN 026881 STATE OF NEW YORK

DATE:	15 OCT 14
PROJECT No:	1216-00
DRAWN: Author	REV: 6
CHK: Checker	
SCALE: 1/4" = 1'-0"	
DWG No:	A-449.01
DOB PAGE No:	304 of 569

DOB EMPLOYEE STAMP: DOB B-SCAN:

36" x 48" Arch E SHEET SIZE
FILE NAME: C:\Revit Local Files\EXTELL-865-AAI-TWR-CAP_Jsellstrom.rvt
PLOT DATE: 11/13/2015 2:22:23 PM

DEPT OF BLDGS 421258305 Job Number
E-421258305 Scan Code

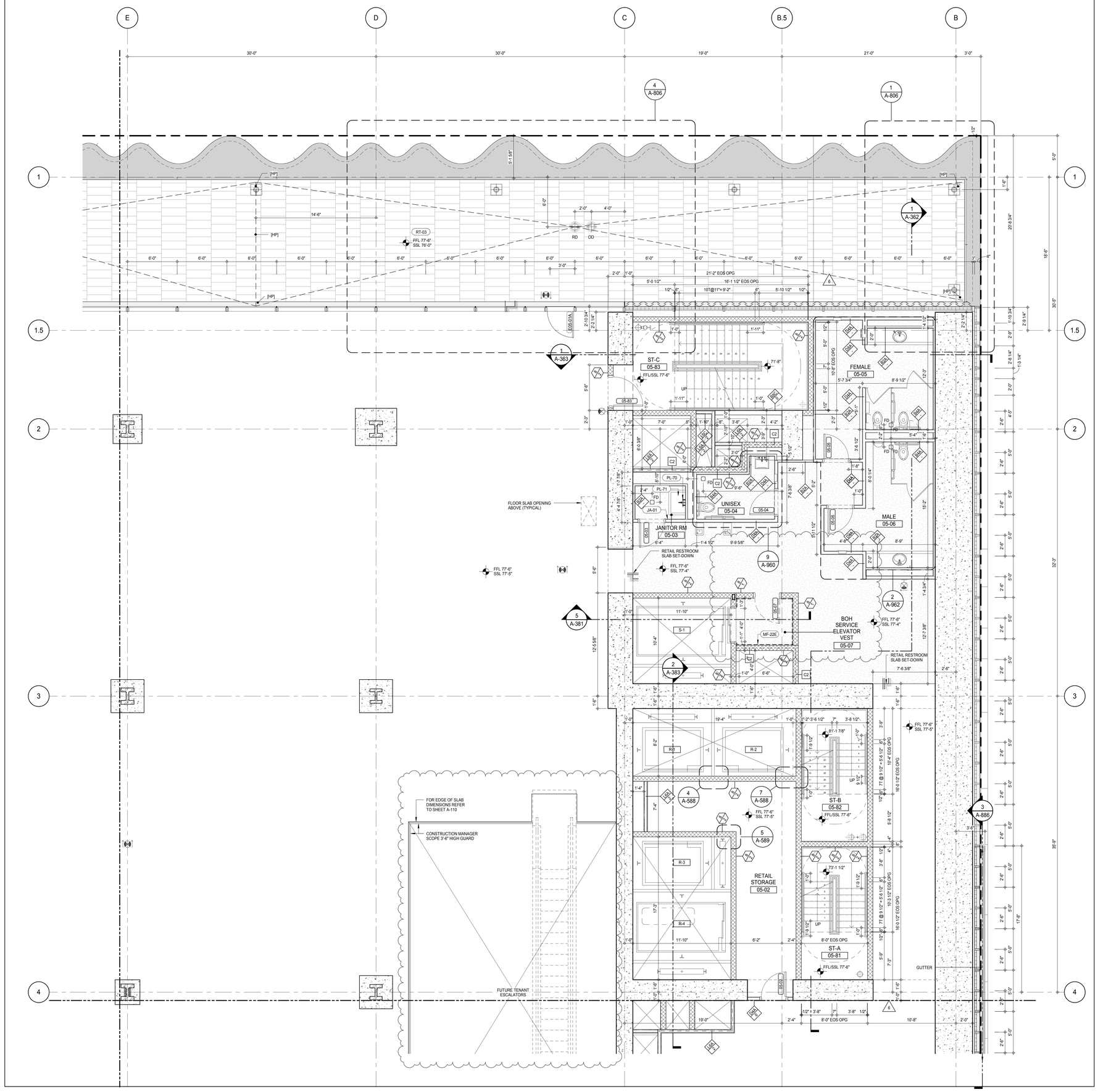

SHEET NOTES:

C1 DASHED LINE DENOTES EXTENT OF 6" HIGH C.I.P. CONCRETE CURB. WIDTH TO MATCH PARTITION UNLESS OTHERWISE NOTED

C2 DASHED LINE DENOTES EXTENT OF 8" HIGH C.I.P. CONCRETE CURB. WIDTH TO MATCH PARTITION UNLESS OTHERWISE NOTED

C3 DASHED LINE DENOTES EXTENT OF 8" HIGH CEMENT BOARD BASE CURB. REFER TO SECTION DETAIL (9) ON SHEET (A-574).

P1 CONCRETE HOUSEKEEPING PAD, HEIGHT, SIZE AND LOCATION TO BE COORDINATED WITH MECHANICAL DRAWINGS.

T1 TOP OF EXISTING STRUCT. SLAB CUT OUT FOR FLOOR RECESSED SLIDING DOOR TRACK ONCE CONSTRUCTION IS COMPLETE.

EDGE OF SLAB IS 11" FROM FACE OF GLASS UNLESS OTHERWISE STATED AND/OR AT SHEAR WALL CONDITIONS.

TEMPORARY SHEAR WALL OPENINGS REQUIRED BY THE CONTRACTOR TO COMPLETE THE PROJECT ARE TO BE IN-FILLED TO MATCH THE WALLS REQUIREMENTS INCLUDING BUT NOT LIMITED TO FIRE RATING, ACOUSTIC PROPERTY, THERMAL PROPERTY, AIR/ VAPOR PERMEABILITY.

KEYNOTE LEGEND:

TAG #	DESCRIPTION
JA-01	MOP BRACKET
MF-22E	WAINSCOT PANEL - ALUMINUM
PL-70	SERVICE - SINK FAUCET
PL-71	MOP SERVICE BASIN
RT-03	PVC ROOFING SYSTEM

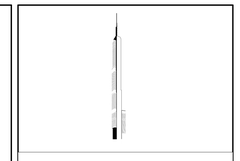

KEY PLAN:

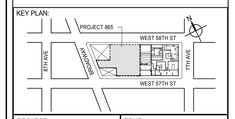

PROJECT NORTH

TRUE NORTH

DEVELOPER:
EXTELL DEVELOPMENT COMPANY
805 THIRD AVENUE, 7TH FLOOR
New York, NY 10022 USA
TEL: 212 712 6000 FAX: 212 712 6100

DESIGN ARCHITECT: Base Building Shell & Core
ADRIAN SMITH + GORDON GILL ARCHITECTURE
111 WEST MONROE STREET SUITE 2300
CHICAGO IL 60603
TEL: 312 920 1888 FAX: 312 920 1775

INTERIOR DESIGNER: Residential
Rottet Architecture and Design Studio, PLLC
298 Fifth Ave, 7th Floor
New York, NY 10001
TEL: 646 998 7000 FAX:

ARCHITECT OF RECORD: Base Building Shell, Core, & Residential
AAI ARCHITECTS, P.C.
401 Wellington St. W., 3rd Floor
Toronto, ON M5V 1E7 Canada
TEL: 416 967 1500 FAX: 416 967 7150

STRUCTURAL ENGINEERS:
WSP CANTOR SEINUK
228 EAST 45th Street
New York, NY 10017 USA
TEL: 212 687 9888 FAX: 646 487 5501

MEP ENGINEERS:
AKF GROUP
165 Broadway, 22nd Floor
New York, NY 10006 USA
TEL: 212 354 5656 FAX: 212 354 5668

GEOTECHNICAL ENGINEERS:
Langan Engineering & Environmental Services
21 Penn Plaza - 360 West 31st Street, 8th Floor
New York, NY 10001-2727
TEL: 212 479 5400 FAX: 212 479 5444

CODE CONSULTANTS:
Construction Consulting Associates
100 Church Street
New York, NY 10007
TEL: 212 385 1818 FAX: 212 385 1911

CURTAINWALL CONSULTANT:
AJLP Consulting
40 Worth Street. Suite 826
New York, NY 10013
TEL: 212 757 5659 FAX: 646 219 8508

LANDMARK/PRESERVATION CONSULTANT:
Jan Hird Pokorny Associates, Inc.
39 West 37th Street, 12A
New York, NY 10018
TEL: 212 759 6462 FAX: 212 759 6540

No.	DESCRIPTION	DATE
1	CD PROGRESS ISSUE 1	15 OCT 14
2	CD PROGRESS ISSUE 2	19 DEC 14
3	D.O.B. SUBMISSION	18 FEB 15
4	CD PROGRESS ISSUE 3	09 MAR 15
	D.O.B. SUBMISSION	27 APR 15
5	CD PROGRESS ISSUE 4	01 JUN 15
6	CD PROGRESS ISSUE 5	10 AUG 15
	D.O.B. AMENDMENT 2	21 SEP 15

0 2'-0" 4'-0" 8'-0"

NOT FOR BID/CONSTRUCTION

Discrepancies must be reported immediately to the Architect before proceeding. Only figured dimensions are to be used. Contractors must check all dimensions on site. This drawing is protected by copyright.

ALL DIMENSIONS ARE SHOWN IN IMPERIAL.

CONSULTANT:

AAI ARCHITECTS, P.C.

PROJECT:

217 WEST 57TH STREET
NEW YORK, NY

DRAWING TITLE:

5TH FLOOR PART PLAN (NORTH-EAST)
(MFD-5TH FLOOR)

SEAL & SIGNATURE:

REGISTERED ARCHITECT JOSE DAVID JASSEN 028881 STATE OF NEW YORK

DATE:	15 OCT 14
PROJECT No:	1216-00
DRAWN: Author	REV: 6
CHK: Checker	
SCALE: 1/4" = 1'-0"	
DWG No:	A-450.01
DOB PAGE No:	305 of 569

DOB EMPLOYEE STAMP:

DOB B-SCAN:

36" x 48" Arch E SHEET SIZE
FILE NAME: C:\Revit Local Files\EXTELL-865-AAI-TWR-CNE_hadams.rvt
PLOT DATE: 11/18/2015 2:24:47 PM

DEPT OF BLDGS 421208305 Job Number
E303524998L Scan Code

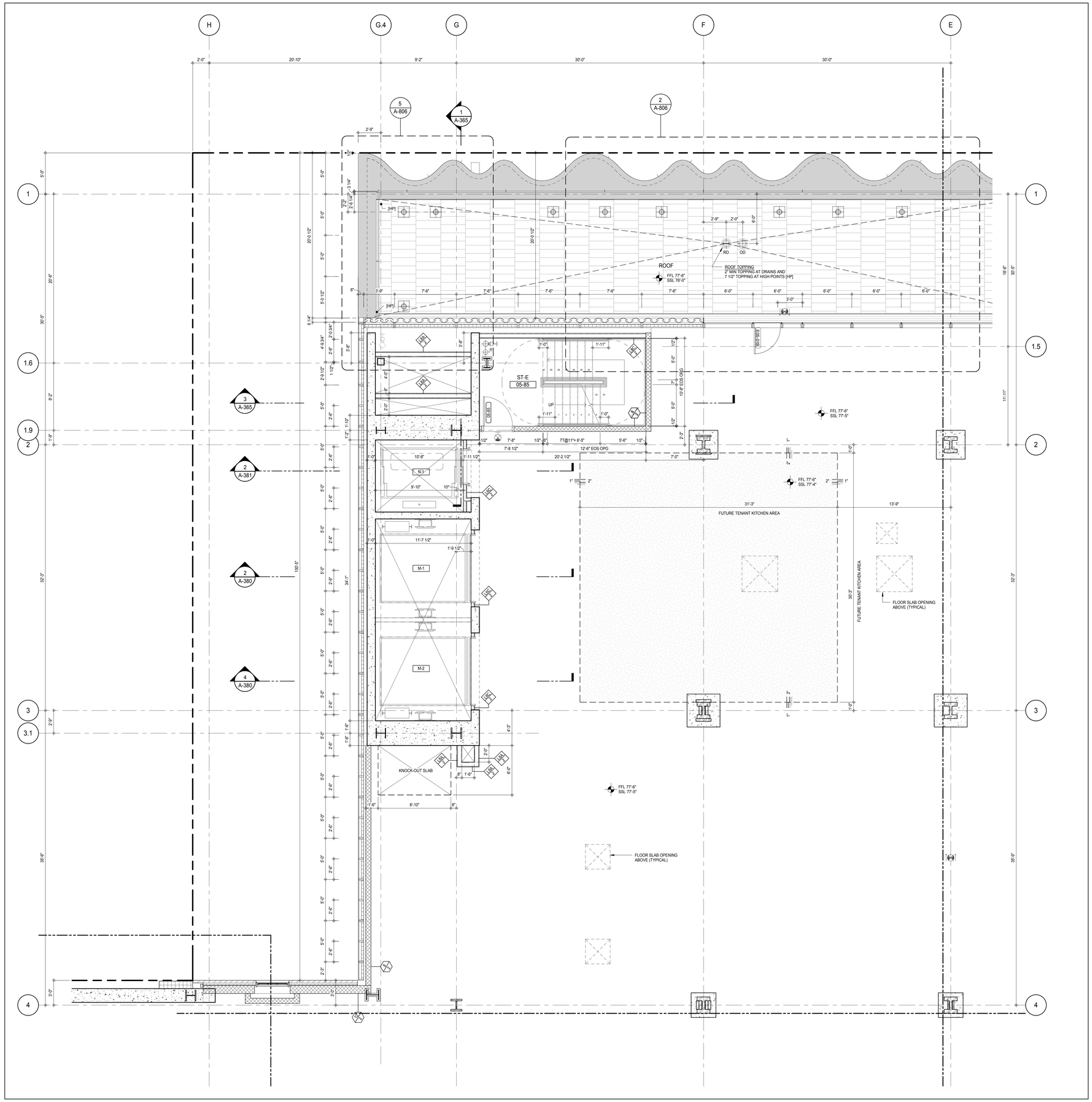

SHEET NOTES:

C1 DASHED LINE DENOTES EXTENT OF 6" HIGH C.I.P. CONCRETE CURB. WIDTH TO MATCH PARTITION UNLESS OTHERWISE NOTED

C2 DASHED LINE DENOTES EXTENT OF 8" HIGH C.I.P. CONCRETE CURB. WIDTH TO MATCH PARTITION UNLESS OTHERWISE NOTED

C3 DASHED LINE DENOTES EXTENT OF 8" HIGH CEMENT BOARD BASE CURB. REFER TO SECTION DETAIL (9) ON SHEET (A-574).

P1 CONCRETE HOUSEKEEPING PAD, HEIGHT, SIZE AND LOCATION TO BE COORDINATED WITH MECHANICAL DRAWINGS.

EDGE OF SLAB IS 11" FROM FACE OF GLASS UNLESS OTHERWISE STATED AND/OR AT SHEAR WALL CONDITIONS.

KEY PLAN:

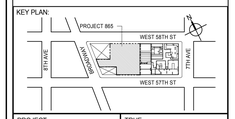

PROJECT NORTH

TRUE NORTH

DEVELOPER:
EXTELL DEVELOPMENT COMPANY
805 THIRD AVENUE, 7TH FLOOR
New York, NY 10022 USA
TEL: 212 712 6000 FAX: 212 712 6100

DESIGN ARCHITECT: Base Building Shell & Core
ADRIAN SMITH + GORDON GILL ARCHITECTURE
111 WEST MONROE STREET SUITE 2300
CHICAGO IL 60603
TEL: 312 920 1888 FAX: 312 920 1775

INTERIOR DESIGNER: Residential
Rottet Architecture and Design Studio, PLLC
298 Fifth Ave, 7th Floor
New York, NY 10001
TEL: 646 998 7000 FAX:

ARCHITECT OF RECORD: Base Building Shell, Core, & Residential
AAI ARCHITECTS, P.C.
401 Wellington St. W., 3rd Floor
Toronto, ON M5V 1E7 Canada
TEL: 416 967 1500 FAX: 416 967 7150

STRUCTURAL ENGINEERS:
WSP CANTOR SEINUK
228 EAST 45th Street
New York, NY 10017 USA
TEL: 212 687 9888 FAX: 646 487 5501

MEP ENGINEERS:
AKF GROUP
165 Broadway, 22nd Floor
New York, NY 10006 USA
TEL: 212 354 5656 FAX: 212 354 5668

GEOTECHNICAL ENGINEERS:
Langan Engineering & Environmental Services
21 Penn Plaza - 360 West 31st Street, 8th Floor
New York, NY 10001-2727
TEL: 212 479 5400 FAX: 212 479 5444

CODE CONSULTANTS:
Construction Consulting Associates
100 Church Street
New York, NY 10007
TEL: 212 385 1818 FAX: 212 385 1911

CURTAINWALL CONSULTANT:
AJLP Consulting
40 Worth Street. Suite 826
New York, NY 10013
TEL: 212 757 5659 FAX: 646 219 8508

LANDMARK/PRESERVATION CONSULTANT:
Jan Hird Pokorny Associates, Inc.
39 West 37th Street, 12A
New York, NY 10018
TEL: 212 759 6462 FAX: 212 759 6540

No.	DESCRIPTION	DATE
1	CD PROGRESS ISSUE 1	15 OCT 14
2	CD PROGRESS ISSUE 2	19 DEC 14
3	D.O.B. SUBMISSION	18 FEB 15
4	CD PROGRESS ISSUE 3	09 MAR 15
	D.O.B. SUBMISSION	27 APR 15
5	CD PROGRESS ISSUE 4	01 JUN 15
6	CD PROGRESS ISSUE 5	10 AUG 15
	D.O.B. AMENDMENT 2	21 SEP 15

0 2' - 0" 4' - 0" 8' - 0"

NOT FOR BID/CONSTRUCTION

Discrepancies must be reported immediately to the Architect before proceeding. Only figured dimensions are to be used. Contractors must check all dimensions on site. This drawing is protected by copyright.

ALL DIMENSIONS ARE SHOWN IN IMPERIAL.

CONSULTANT:

AAI ARCHITECTS, P.C.

PROJECT:

217 WEST 57TH STREET
NEW YORK, NY

DRAWING TITLE:

5TH FLOOR PART PLAN
(NORTH-WEST) (MFD-5TH FLOOR)

SEAL & SIGNATURE:

REGISTERED ARCHITECT
WILLIE DAVID JAMES
022885
STATE OF NEW YORK

DATE:	15 OCT 14
PROJECT No:	1216-00
DRAWN: Author	REV:
CHK: Checker	6
SCALE: 1/4" = 1'-0"	
DWG No:	A-451.01
DOB PAGE No:	306 of 569

DOB EMPLOYEE STAMP:

DOB B-SCAN:

36" x 48" Arch E SHEET SIZE
FILE NAME: C:\Revit Local Files\EXTELL-865-AAI-TWR-CNF_Jupiterm.rvt
PLOT DATE: 9/22/2015 11:05:53 AM

DEPT OF BLDGS 421208305 Job Number
E395995311TO Scan Code

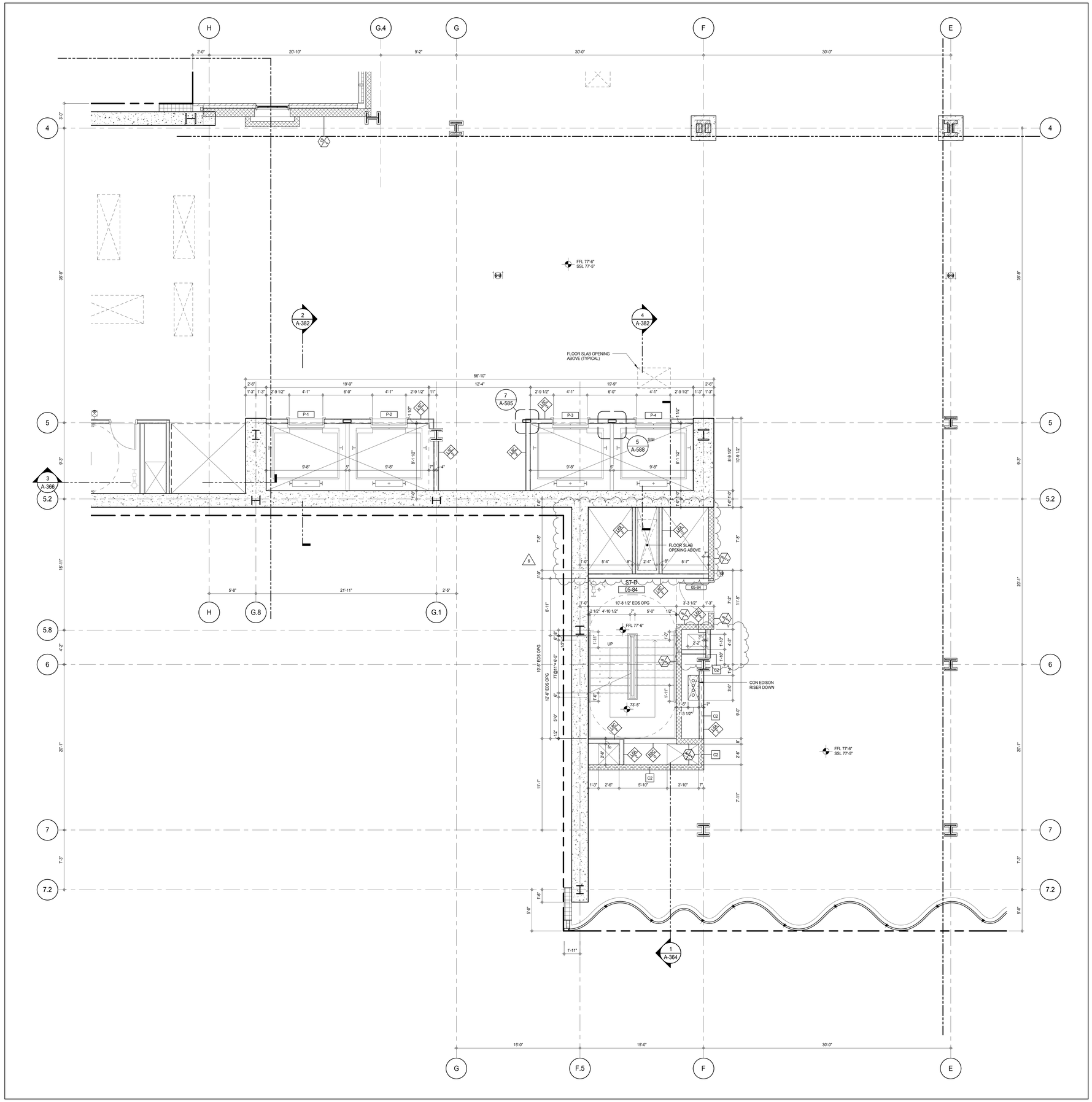

SHEET NOTES:

C1 DASHED LINE DENOTES EXTENT OF 6" HIGH C.I.P. CONCRETE CURB. WIDTH TO MATCH PARTITION UNLESS OTHERWISE NOTED

C2 DASHED LINE DENOTES EXTENT OF 8" HIGH C.I.P. CONCRETE CURB. WIDTH TO MATCH PARTITION UNLESS OTHERWISE NOTED

C3 DASHED LINE DENOTES EXTENT OF 8" HIGH CEMENT BOARD BASE CURB. REFER TO SECTION DETAIL (9) ON SHEET (A-574).

P1 CONCRETE HOUSEKEEPING PAD, HEIGHT, SIZE AND LOCATION TO BE COORDINATED WITH MECHANICAL DRAWINGS.

EDGE OF SLAB IS 11" FROM FACE OF GLASS UNLESS OTHERWISE STATED AND/OR AT SHEAR WALL CONDITIONS.

KEY PLAN:

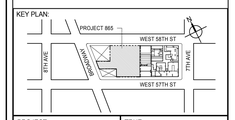

PROJECT NORTH

TRUE NORTH

DEVELOPER:
EXTELL DEVELOPMENT COMPANY
805 THIRD AVENUE, 7TH FLOOR
New York, NY 10022 USA
TEL: 212 712 6000 FAX: 212 712 6100

DESIGN ARCHITECT: Base Building Shell & Core
ADRIAN SMITH + GORDON GILL ARCHITECTURE
111 WEST MONROE STREET SUITE 2300
CHICAGO IL 60603
TEL: 312 920 1888 FAX: 312 920 1775

INTERIOR DESIGNER: Residential
Rottet Architecture and Design Studio, PLLC
298 Fifth Ave, 7th Floor
New York, NY 10001
TEL: 646 998 7000 FAX:

ARCHITECT OF RECORD: Base Building Shell, Core, & Residential
AAI ARCHITECTS, P.C.
401 Wellington St. W., 3rd Floor
Toronto, ON M5V 1E7 Canada
TEL: 416 967 1500 FAX: 416 967 7150

STRUCTURAL ENGINEERS:
WSP CANTOR SEINUK
228 EAST 45th Street
New York, NY 10017 USA
TEL: 212 687 9888 FAX: 646 487 5501

MEP ENGINEERS:
AKF GROUP
165 Broadway, 22nd Floor
New York, NY 10006 USA
TEL: 212 354 5656 FAX: 212 354 5668

GEOTECHNICAL ENGINEERS:
Langan Engineering & Environmental Services
21 Penn Plaza - 360 West 31st Street, 8th Floor
New York, NY 10001-2727
TEL: 212 479 5400 FAX: 212 479 5444

CODE CONSULTANTS:
Construction Consulting Associates
100 Church Street
New York, NY 10007
TEL: 212 385 1818 FAX: 212 385 1911

CURTAINWALL CONSULTANT:
AJLP Consulting
40 Worth Street. Suite 826
New York, NY 10013
TEL: 212 757 5659 FAX: 646 219 8508

LANDMARK/PRESERVATION CONSULTANT:
Jan Hird Pokorny Associates, Inc.
39 West 37th Street, 12A
New York, NY 10018
TEL: 212 759 6462 FAX: 212 759 6540

No.	DESCRIPTION	DATE
1	CD PROGRESS ISSUE 1	15 OCT 14
2	CD PROGRESS ISSUE 2	19 DEC 14
3	D.O.B. SUBMISSION	18 FEB 15
4	CD PROGRESS ISSUE 3	09 MAR 15
	D.O.B. SUBMISSION	27 APR 15
5	CD PROGRESS ISSUE 4	01 JUN 15
6	CD PROGRESS ISSUE 5	10 AUG 15
	D.O.B. AMENDMENT 2	21 SEP 15

0 2' - 0" 4' - 0" 8' - 0"

NOT FOR BID/CONSTRUCTION

Discrepancies must be reported immediately to the Architect before proceeding. Only figured dimensions are to be used. Contractors must check all dimensions on site. This drawing is protected by copyright.

ALL DIMENSIONS ARE SHOWN IN IMPERIAL.

CONSULTANT:

AAI ARCHITECTS, P.C.

PROJECT:

217 WEST 57TH STREET
NEW YORK, NY

DRAWING TITLE:

5TH FLOOR PART PLAN
(SOUTH-WEST) (MFD-5TH FLOOR)

SEAL & SIGNATURE:

REGISTERED ARCHITECT JAMES DAVID JAMIESON 028883 STATE OF NEW YORK

DATE:	15 OCT 14
PROJECT No:	1216-00
DRAWN: Author	REV:
CHK: Checker	6
SCALE: 1/4" = 1'-0"	
DWG No:	A-452.01
DOB PAGE No:	307 of 569

DOB EMPLOYEE STAMP:

DOB B-SCAN:

36" x 48" Arch E SHEET SIZE
FILE NAME: C:\Revit Local Files\EXTELL-865-AAI-TWR-CNF_hudsonv.rvt
PLOT DATE: 9/22/2015 11:05:52 AM

DEPT OF BLDGS 421206305 Job Number
E309353038 Scan Code

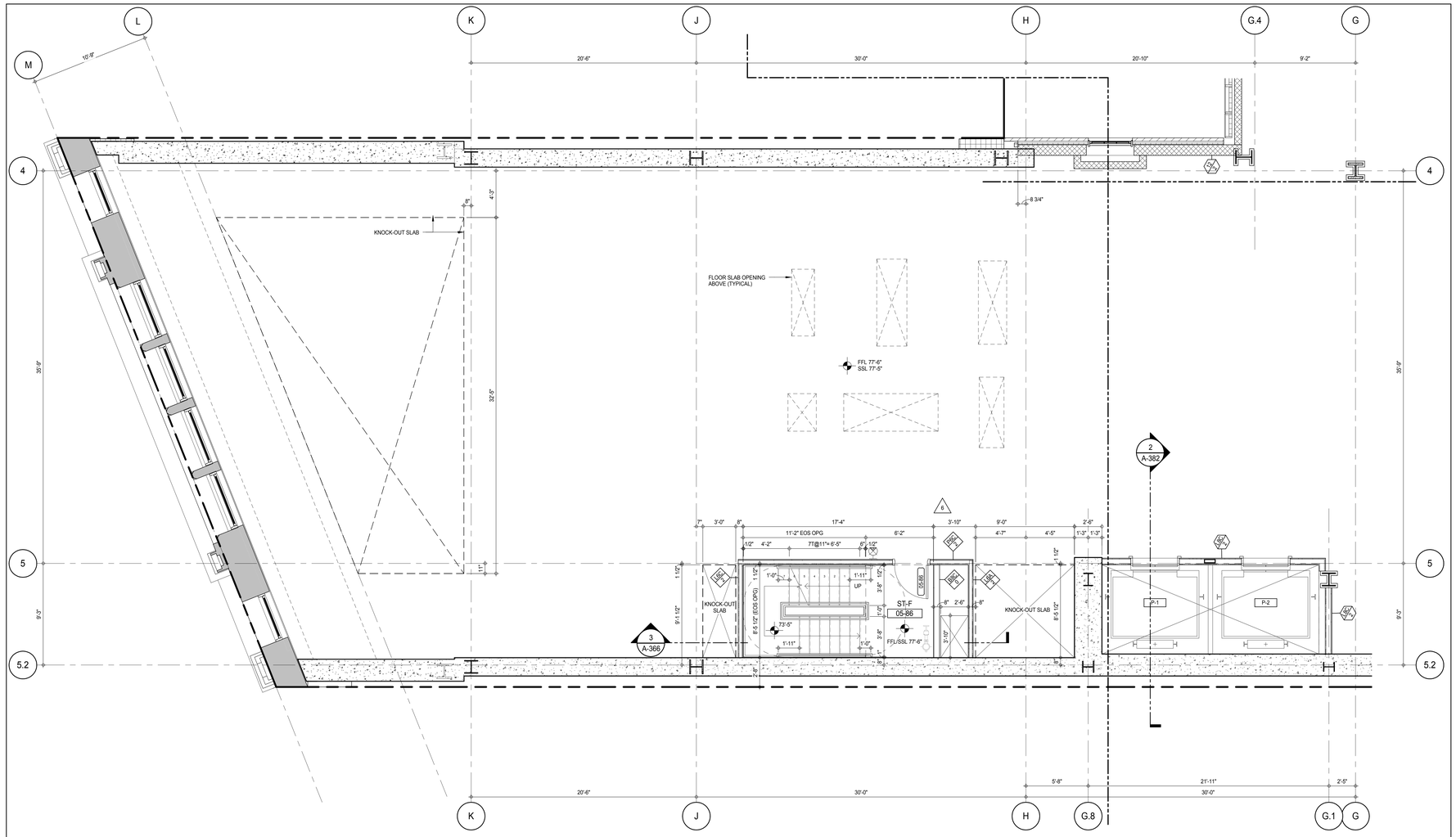

SHEET NOTES:

C1 DASHED LINE DENOTES EXTENT OF 6" HIGH C.I.P. CONCRETE CURB. WIDTH TO MATCH PARTITION UNLESS OTHERWISE NOTED

C2 DASHED LINE DENOTES EXTENT OF 8" HIGH C.I.P. CONCRETE CURB. WIDTH TO MATCH PARTITION UNLESS OTHERWISE NOTED

C3 DASHED LINE DENOTES EXTENT OF 8" HIGH CEMENT BOARD BASE CURB. REFER TO SECTION DETAIL (9) ON SHEET (A-574).

P1 CONCRETE HOUSEKEEPING PAD, HEIGHT, SIZE AND LOCATION TO BE COORDINATED WITH MECHANICAL DRAWINGS.

EDGE OF SLAB IS 11" FROM FACE OF GLASS UNLESS OTHERWISE STATED AND/OR AT SHEAR WALL CONDITIONS.

AD-02A ACCESS DOOR FLUSH NON RATED 24" x 24"

KEY PLAN:

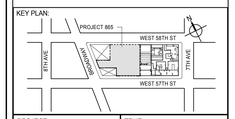

PROJECT NORTH

TRUE NORTH

DEVELOPER:
EXTELL DEVELOPMENT COMPANY
805 THIRD AVENUE, 7TH FLOOR
New York, NY 10022 USA
TEL: 212 712 6000 FAX: 212 712 6100

DESIGN ARCHITECT: Base Building Shell & Core
ADRIAN SMITH + GORDON GILL ARCHITECTURE
111 WEST MONROE STREET SUITE 2300
CHICAGO IL 60603
TEL: 312 920 1888 FAX: 312 920 1775

INTERIOR DESIGNER: Residential
Rottet Architecture and Design Studio, PLLC
298 Fifth Ave, 7th Floor
New York, NY 10001
TEL: 646 998 7000 FAX:

ARCHITECT OF RECORD: Base Building Shell, Core, & Residential
AAI ARCHITECTS, P.C.
401 Wellington St. W., 3rd Floor
Toronto, ON M5V 1E7 Canada
TEL: 416 967 1500 FAX: 416 967 7150

STRUCTURAL ENGINEERS:
WSP CANTOR SEINUK
228 EAST 45th Street
New York, NY 10017 USA
TEL: 212 687 9888 FAX: 646 487 5501

MEP ENGINEERS:
AKF GROUP
165 Broadway, 22nd Floor
New York, NY 10006 USA
TEL: 212 354 5656 FAX: 212 354 5668

GEOTECHNICAL ENGINEERS:
Langan Engineering & Environmental Services
21 Penn Plaza - 360 West 31st Street, 8th Floor
New York, NY 10001-2727
TEL: 212 479 5400 FAX: 212 479 5444

CODE CONSULTANTS:
Construction Consulting Associates
100 Church Street
New York, NY 10007
TEL: 212 385 1818 FAX: 212 385 1911

CURTAINWALL CONSULTANT:
AJLP Consulting
40 Worth Street. Suite 826
New York, NY 10013
TEL: 212 757 5659 FAX: 646 219 8508

LANDMARK/PRESERVATION CONSULTANT:
Jan Hird Pokorny Associates, Inc.
39 West 37th Street, 12A
New York, NY 10018
TEL: 212 759 6462 FAX: 212 759 6540

No.	DESCRIPTION	DATE
1	CD PROGRESS ISSUE 1	15 OCT 14
2	CD PROGRESS ISSUE 2	19 DEC 14
3	D.O.B. SUBMISSION	18 FEB 15
4	CD PROGRESS ISSUE 3	09 MAR 15
	D.O.B. SUBMISSION	27 APR 15
5	CD PROGRESS ISSUE 4	01 JUN 15
6	CD PROGRESS ISSUE 5	10 AUG 15
	D.O.B. AMENDMENT 2	21 SEP 15

0 2' - 0" 4' - 0" 8' - 0"

NOT FOR BID/CONSTRUCTION

Discrepancies must be reported immediately to the Architect before proceeding. Only figured dimensions are to be used. Contractors must check all dimensions on site. This drawing is protected by copyright.

ALL DIMENSIONS ARE SHOWN IN IMPERIAL.

CONSULTANT:
AAI ARCHITECTS, P.C.

PROJECT:
217 WEST 57TH STREET
NEW YORK, NY

DRAWING TITLE:
5TH FLOOR PART PLAN (WEST)
(MFD-5TH FLOOR)

SEAL & SIGNATURE:

REGISTERED ARCHITECT RENE DAVID OPREA 026883 STATE OF NEW YORK

DATE:	15 OCT 14
PROJECT No:	1216-00
DRAWN: Author	REV:
CHK: Checker	6
SCALE: 1/4" = 1'-0"	
DWG No:	A-453.01
DOB PAGE No:	308 of 569

DOB EMPLOYEE STAMP:

DOB B-SCAN:

36" x 48" Arch E SHEET SIZE
FILE NAME: C:\Revit Local Files\EXTELL-865-AAI-TWR-CNF_Jupiterm.rvt
PLOT DATE: 9/28/2015 11:06:13 AM

DEPT OF BLDGS 421263505 Job Number
E320040297F Scan Code

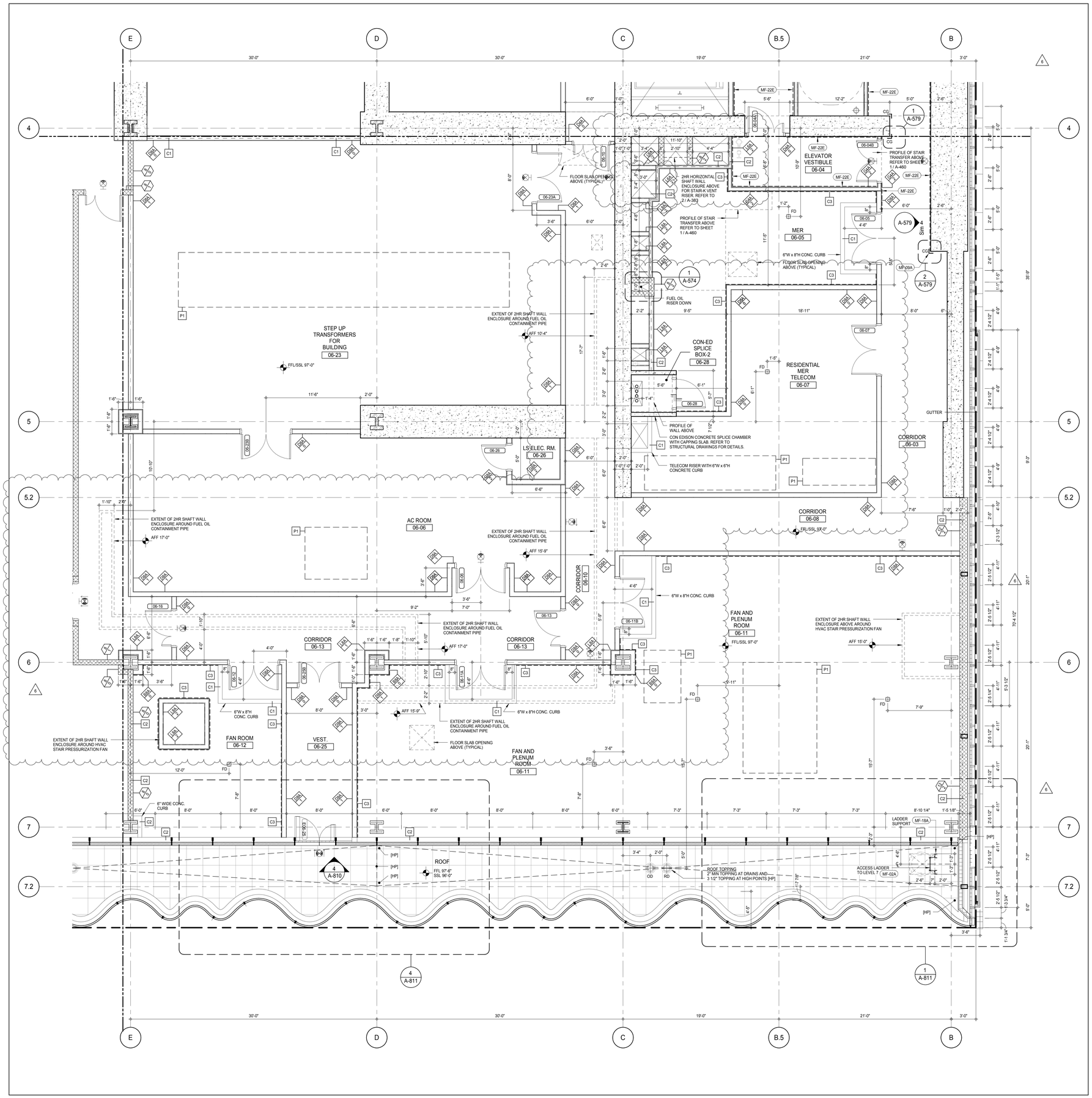

SHEET NOTES:

C1 DASHED LINE DENOTES EXTENT OF 6" HIGH C.I.P. CONCRETE CURB. WIDTH TO MATCH PARTITION UNLESS OTHERWISE NOTED

C2 DASHED LINE DENOTES EXTENT OF 8" HIGH C.I.P. CONCRETE CURB. WIDTH TO MATCH PARTITION UNLESS OTHERWISE NOTED

C3 DASHED LINE DENOTES EXTENT OF 8" HIGH CEMENT BOARD BASE CURB. REFER TO SECTION DETAIL (9) ON SHEET (A-574).

P1 CONCRETE HOUSEKEEPING PAD, HEIGHT, SIZE AND LOCATION TO BE COORDINATED WITH MECHANICAL DRAWINGS.

EDGE OF SLAB IS 11" FROM FACE OF GLASS UNLESS OTHERWISE STATED AND/OR AT SHEAR WALL CONDITIONS.

KEYNOTE LEGEND:

TAG #	DESCRIPTION
MF-02A	LADDER WITH CAGE - GALVANIZED
MF-09A	CORNER GUARD (CG) - GALVANIZED
MF-18A	LADDER SUPPORT - GALVANIZED
MF-22E	WAINSCOT PANEL - ALUMINUM

KEY PLAN:

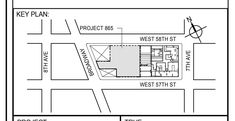

PROJECT NORTH: TRUE NORTH

DEVELOPER:
EXTELL DEVELOPMENT COMPANY
805 THIRD AVENUE, 7TH FLOOR
New York, NY 10022 USA
TEL: 212 712 6000 FAX: 212 712 6100

DESIGN ARCHITECT: Base Building Shell & Core
ADRIAN SMITH + GORDON GILL ARCHITECTURE
111 WEST MONROE STREET SUITE 2300
CHICAGO IL 60603
TEL: 312 920 1888 FAX: 312 920 1775

INTERIOR DESIGNER: Residential
Rottet Architecture and Design Studio, PLLC
298 Fifth Ave, 7th Floor
New York, NY 10001
TEL: 646 998 7000 FAX:

ARCHITECT OF RECORD: Base Building Shell, Core, & Residential
AAI ARCHITECTS, P.C.
401 Wellington St. W., 3rd Floor
Toronto, ON M5V 1E7 Canada
TEL: 416 967 1500 FAX: 416 967 7150

STRUCTURAL ENGINEERS:
WSP CANTOR SEINUK
228 EAST 45th Street
New York, NY 10017 USA
TEL: 212 687 9888 FAX: 646 487 5501

MEP ENGINEERS:
AKF GROUP
165 Broadway, 22nd Floor
New York, NY 10006 USA
TEL: 212 354 5656 FAX: 212 354 5668

GEOTECHNICAL ENGINEERS:
Langan Engineering & Environmental Services
21 Penn Plaza - 360 West 31st Street, 8th Floor
New York, NY 10001-2727
TEL: 212 479 5400 FAX: 212 479 5444

CODE CONSULTANTS:
Construction Consulting Associates
100 Church Street
New York, NY 10007
TEL: 212 385 1818 FAX: 212 385 1911

CURTAINWALL CONSULTANT:
AJLP Consulting
40 Worth Street. Suite 826
New York, NY 10013
TEL: 212 757 5659 FAX: 646 219 8508

LANDMARK/PRESERVATION CONSULTANT:
Jan Hird Pokorny Associates, Inc.
39 West 37th Street, 12A
New York, NY 10018
TEL: 212 759 6462 FAX: 212 759 6540

No.	DESCRIPTION	DATE
1	CD PROGRESS ISSUE 1	15 OCT 14
2	CD PROGRESS ISSUE 2	19 DEC 14
3	D.O.B. SUBMISSION	18 FEB 15
4	CD PROGRESS ISSUE 3	09 MAR 15
	D.O.B. SUBMISSION	27 APR 15
5	CD PROGRESS ISSUE 4	01 JUN 15
6	CD PROGRESS ISSUE 5	10 AUG 15
	D.O.B. AMENDMENT 2	21 SEP 15

0 2' - 0" 4' - 0" 8' - 0"

NOT FOR BID/CONSTRUCTION

Discrepancies must be reported immediately to the Architect before proceeding. Only figured dimensions are to be used. Contractors must check all dimensions on site. This drawing is protected by copyright.

ALL DIMENSIONS ARE SHOWN IN IMPERIAL.

CONSULTANT: AAI ARCHITECTS, P.C.

PROJECT:
217 WEST 57TH STREET
NEW YORK, NY

DRAWING TITLE:
6TH FLOOR PART PLAN
(SOUTH-EAST) (MFD-6TH FLOOR)

SEAL & SIGNATURE: REGISTERED ARCHITECT ADRIAN DAVID SMITH 026881 STATE OF NEW YORK

DATE:	15 OCT 14
PROJECT No:	1216-00
DRAWN: Author	REV:
CHK: Checker	6
SCALE: 1/4" = 1'-0"	
DWG No:	A-455.01
DOB PAGE No:	309 of 569

DOB EMPLOYEE STAMP: DOB B-SCAN:

36" x 48" Arch E SHEET SIZE
FILE NAME: C:\Revit Local Files\EXTELL-865-AAI-TVSR-CNF_Jeanlerin.rvt
PLOT DATE: 8/22/2015 11:56:53 AM

DEPT OF BLDGS 421206305 Job Number
E365261035 Scan Code

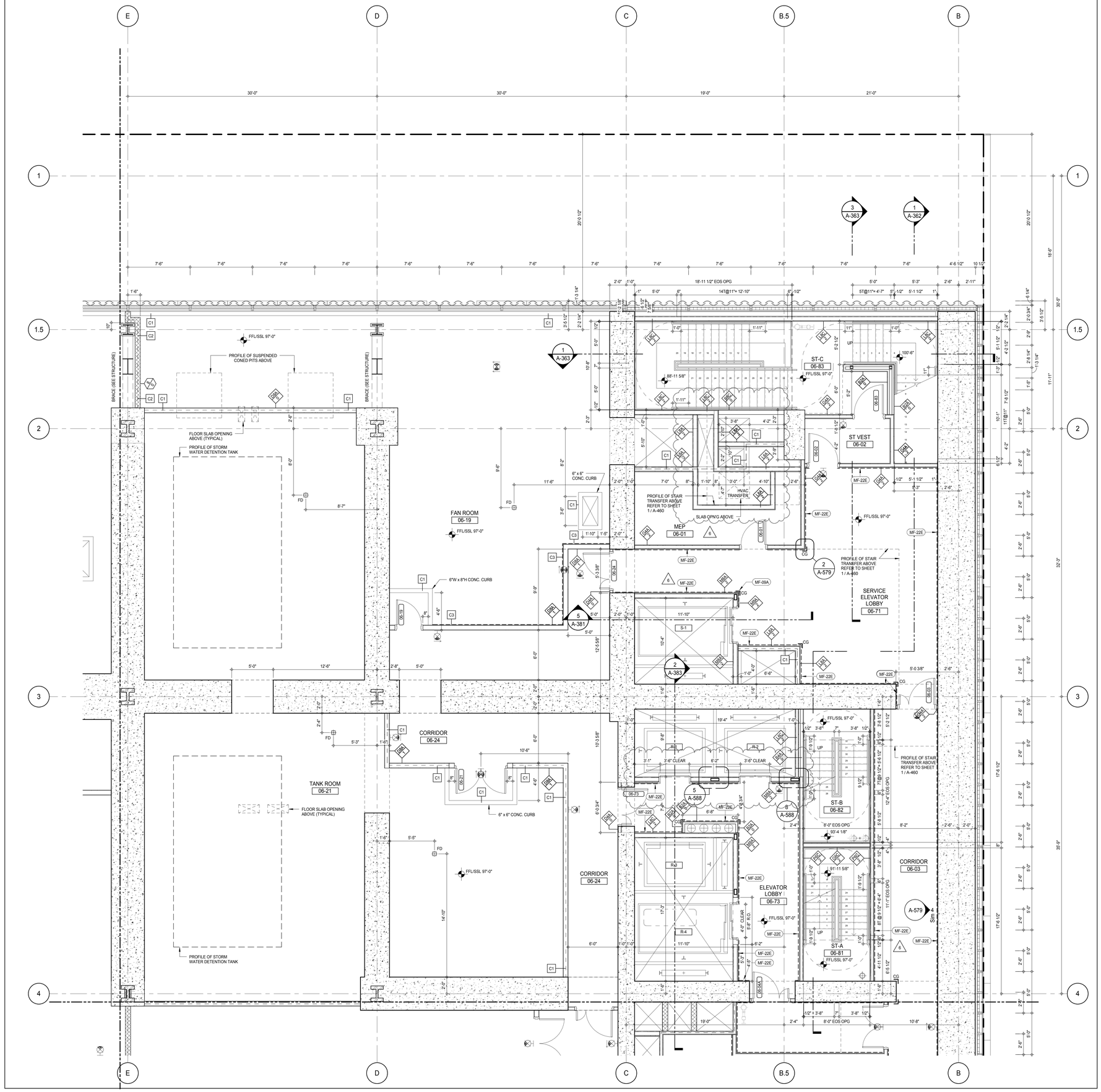

SHEET NOTES:

C1 DASHED LINE DENOTES EXTENT OF 6" HIGH C.I.P. CONCRETE CURB. WIDTH TO MATCH PARTITION UNLESS OTHERWISE NOTED

C2 DASHED LINE DENOTES EXTENT OF 8" HIGH C.I.P. CONCRETE CURB. WIDTH TO MATCH PARTITION UNLESS OTHERWISE NOTED

C3 DASHED LINE DENOTES EXTENT OF 8" HIGH CEMENT BOARD BASE CURB. REFER TO SECTION DETAIL (9) ON SHEET (A-574).

P1 CONCRETE HOUSEKEEPING PAD, HEIGHT, SIZE AND LOCATION TO BE COORDINATED WITH MECHANICAL DRAWINGS.

EDGE OF SLAB IS 11" FROM FACE OF GLASS UNLESS OTHERWISE STATED AND/OR AT SHEAR WALL CONDITIONS.

KEYNOTE LEGEND:

TAG #	DESCRIPTION
MF-09A	CORNER GUARD (CG) - GALVANIZED
MF-22E	WAINSCOT PANEL - ALUMINUM

KEY PLAN:

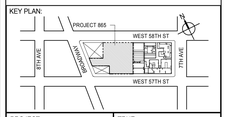

PROJECT NORTH

TRUE NORTH

DEVELOPER:
EXTELL DEVELOPMENT COMPANY
805 THIRD AVENUE, 7TH FLOOR
New York, NY 10022 USA
TEL: 212 712 6000 FAX: 212 712 6100

DESIGN ARCHITECT: Base Building Shell & Core
ADRIAN SMITH + GORDON GILL ARCHITECTURE
111 WEST MONROE STREET SUITE 2300
CHICAGO IL 60603
TEL: 312 920 1888 FAX: 312 920 1775

INTERIOR DESIGNER: Residential
Rottet Architecture and Design Studio, PLLC
298 Fifth Ave, 7th Floor
New York, NY 10001
TEL: 646 998 7000 FAX:

ARCHITECT OF RECORD: Base Building Shell, Core, & Residential
AAI ARCHITECTS, P.C.
401 Wellington St. W., 3rd Floor
Toronto, ON M5V 1E7 Canada
TEL: 416 967 1500 FAX: 416 967 7150

STRUCTURAL ENGINEERS:
WSP CANTOR SEINUK
228 EAST 45th Street
New York, NY 10017 USA
TEL: 212 687 9888 FAX: 646 487 5501

MEP ENGINEERS:
AKF GROUP
165 Broadway, 22nd Floor
New York, NY 10006 USA
TEL: 212 354 5656 FAX: 212 354 5668

GEOTECHNICAL ENGINEERS:
Langan Engineering & Environmental Services
21 Penn Plaza - 360 West 31st Street, 8th Floor
New York, NY 10001-2727
TEL: 212 479 5400 FAX: 212 479 5444

CODE CONSULTANTS:
Construction Consulting Associates
100 Church Street
New York, NY 10007
TEL: 212 385 1818 FAX: 212 385 1911

CURTAINWALL CONSULTANT:
AJLP Consulting
40 Worth Street. Suite 826
New York, NY 10013
TEL: 212 757 5659 FAX: 646 219 8508

LANDMARK/PRESERVATION CONSULTANT:
Jan Hird Pokorny Associates, Inc.
39 West 37th Street, 12A
New York, NY 10018
TEL: 212 759 6462 FAX: 212 759 6540

No.	DESCRIPTION	DATE
1	CD PROGRESS ISSUE 1	15 OCT 14
2	CD PROGRESS ISSUE 2	19 DEC 14
3	D.O.B. SUBMISSION	18 FEB 15
4	CD PROGRESS ISSUE 3	09 MAR 15
	D.O.B. SUBMISSION	27 APR 15
5	CD PROGRESS ISSUE 4	01 JUN 15
6	CD PROGRESS ISSUE 5	10 AUG 15
	D.O.B. AMENDMENT 2	21 SEP 15

0 2' - 0" 4' - 0" 8' - 0"

NOT FOR BID/CONSTRUCTION

Discrepancies must be reported immediately to the Architect before proceeding. Only figured dimensions are to be used. Contractors must check all dimensions on site. This drawing is protected by copyright.

ALL DIMENSIONS ARE SHOWN IN IMPERIAL.

CONSULTANT:
AAI ARCHITECTS, P.C.

PROJECT:
217 WEST 57TH STREET
NEW YORK, NY

DRAWING TITLE:
6TH FLOOR PART PLAN
(NORTH-EAST) (MFD-6TH FLOOR)

SEAL & SIGNATURE:
REGISTERED ARCHITECT ANDRE DAVID JAMES 028861 STATE OF NEW YORK

DATE:	15 OCT 14
PROJECT No:	1216-00
DRAWN: Author	REV: 6
CHK: Checker	
SCALE: 1/4" = 1'-0"	
DWG No:	A-456.01
DOB PAGE No:	310 of 569

DOB EMPLOYEE STAMP:

DOB B-SCAN:

36" x 48" Arch E SHEET SIZE
FILE NAME: C:\Revit Local Files\EXTELL-865-AAI-TWR-CNF_hadamm.rvt
PLOT DATE: 9/8/2015 11:07:55 AM

DEPT OF BLDGS 421206505 Job Number
E302420237 3 Scan Code

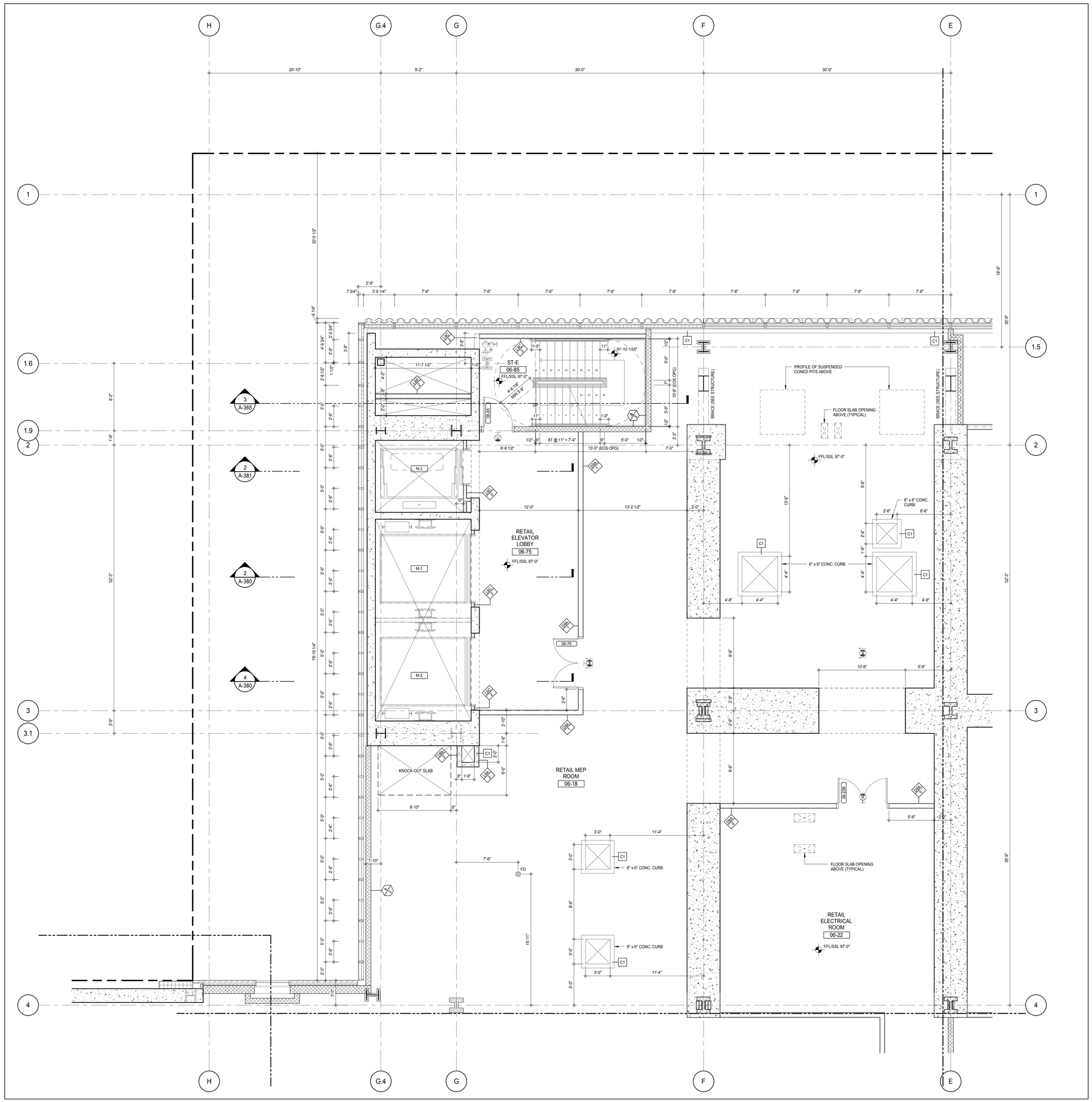

SHEET NOTES:

C1 DASHED LINE DENOTES EXTENT OF 6" HIGH C.I.P. CONCRETE CURB. WIDTH TO MATCH PARTITION UNLESS OTHERWISE NOTED

C2 DASHED LINE DENOTES EXTENT OF 8" HIGH C.I.P. CONCRETE CURB. WIDTH TO MATCH PARTITION UNLESS OTHERWISE NOTED

C3 DASHED LINE DENOTES EXTENT OF 8" HIGH CEMENT BOARD BASE CURB. REFER TO SECTION DETAIL (9) ON SHEET (A-574).

P1 CONCRETE HOUSEKEEPING PAD, HEIGHT, SIZE AND LOCATION TO BE COORDINATED WITH MECHANICAL DRAWINGS.

EDGE OF SLAB IS 11" FROM FACE OF GLASS UNLESS OTHERWISE STATED AND/OR AT SHEAR WALL CONDITIONS.

KEY PLAN:

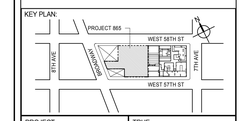

PROJECT NORTH

TRUE NORTH

DEVELOPER:
EXTELL DEVELOPMENT COMPANY
805 THIRD AVENUE, 7TH FLOOR
New York, NY 10022 USA
TEL: 212 712 6000 FAX: 212 712 6100

DESIGN ARCHITECT: Base Building Shell & Core
ADRIAN SMITH + GORDON GILL ARCHITECTURE
111 WEST MONROE STREET SUITE 2300
CHICAGO IL 60603
TEL: 312 920 1888 FAX: 312 920 1775

INTERIOR DESIGNER: Residential
Rottet Architecture and Design Studio, PLLC
298 Fifth Ave, 7th Floor
New York, NY 10001
TEL: 646 998 7000 FAX:

ARCHITECT OF RECORD: Base Building Shell, Core, & Residential
AAI ARCHITECTS, P.C.
401 Wellington St. W., 3rd Floor
Toronto, ON M5V 1E7 Canada
TEL: 416 967 1500 FAX: 416 967 7150

STRUCTURAL ENGINEERS:
WSP CANTOR SEINUK
228 EAST 45th Street
New York, NY 10017 USA
TEL: 212 687 9888 FAX: 646 487 5501

MEP ENGINEERS:
AKF GROUP
165 Broadway, 22nd Floor
New York, NY 10006 USA
TEL: 212 354 5656 FAX: 212 354 5668

GEOTECHNICAL ENGINEERS:
Langan Engineering & Environmental Services
21 Penn Plaza - 360 West 31st Street, 8th Floor
New York, NY 10001-2727
TEL: 212 479 5400 FAX: 212 479 5444

CODE CONSULTANTS:
Construction Consulting Associates
100 Church Street
New York, NY 10007
TEL: 212 385 1818 FAX: 212 385 1911

CURTAINWALL CONSULTANT:
AJLP Consulting
40 Worth Street. Suite 826
New York, NY 10013
TEL: 212 757 5659 FAX: 646 219 8508

LANDMARK/PRESERVATION CONSULTANT:
Jan Hird Pokorny Associates, Inc.
39 West 37th Street, 12A
New York, NY 10018
TEL: 212 759 6462 FAX: 212 759 6540

No.	DESCRIPTION	DATE
1	CD PROGRESS ISSUE 1	15 OCT 14
2	CD PROGRESS ISSUE 2	19 DEC 14
3	D.O.B. SUBMISSION	18 FEB 15
4	CD PROGRESS ISSUE 3	09 MAR 15
	D.O.B. SUBMISSION	27 APR 15
5	CD PROGRESS ISSUE 4	01 JUN 15
6	CD PROGRESS ISSUE 5	10 AUG 15
	D.O.B. AMENDMENT 2	21 SEP 15

0 2'-0" 4'-0" 8'-0"

NOT FOR BID/CONSTRUCTION

Discrepancies must be reported immediately to the Architect before proceeding. Only figured dimensions are to be used. Contractors must check all dimensions on site. This drawing is protected by copyright.

ALL DIMENSIONS ARE SHOWN IN IMPERIAL.

CONSULTANT:

AAI ARCHITECTS, P.C.

PROJECT:

217 WEST 57TH STREET
NEW YORK, NY

DRAWING TITLE:

6TH FLOOR PART PLAN
(NORTH-WEST) (MFD-6TH FLOOR)

SEAL & SIGNATURE:

REGISTERED ARCHITECT ANDRE DAVID JANSSEN No. 028881 STATE OF NEW YORK

DATE:	15 OCT 14
PROJECT No:	1216-00
DRAWN: Author	REV: 6
CHK: Checker	
SCALE: 1/4" = 1'-0"	
DWG No:	A-457.01
DOB PAGE No:	311 of 569

DOB EMPLOYEE STAMP:

DOB B-SCAN:

36" x 48" Arch E SHEET SIZE
FILE NAME: C:\Users\Local Files\EXTELL-865-AAI-TWR-CNF_Jansenm.rvt
PLOT DATE: 9/22/2015 11:07:39 AM

DEPT OF BLDGS 421208305 Job Number
E304580251 Scan Code

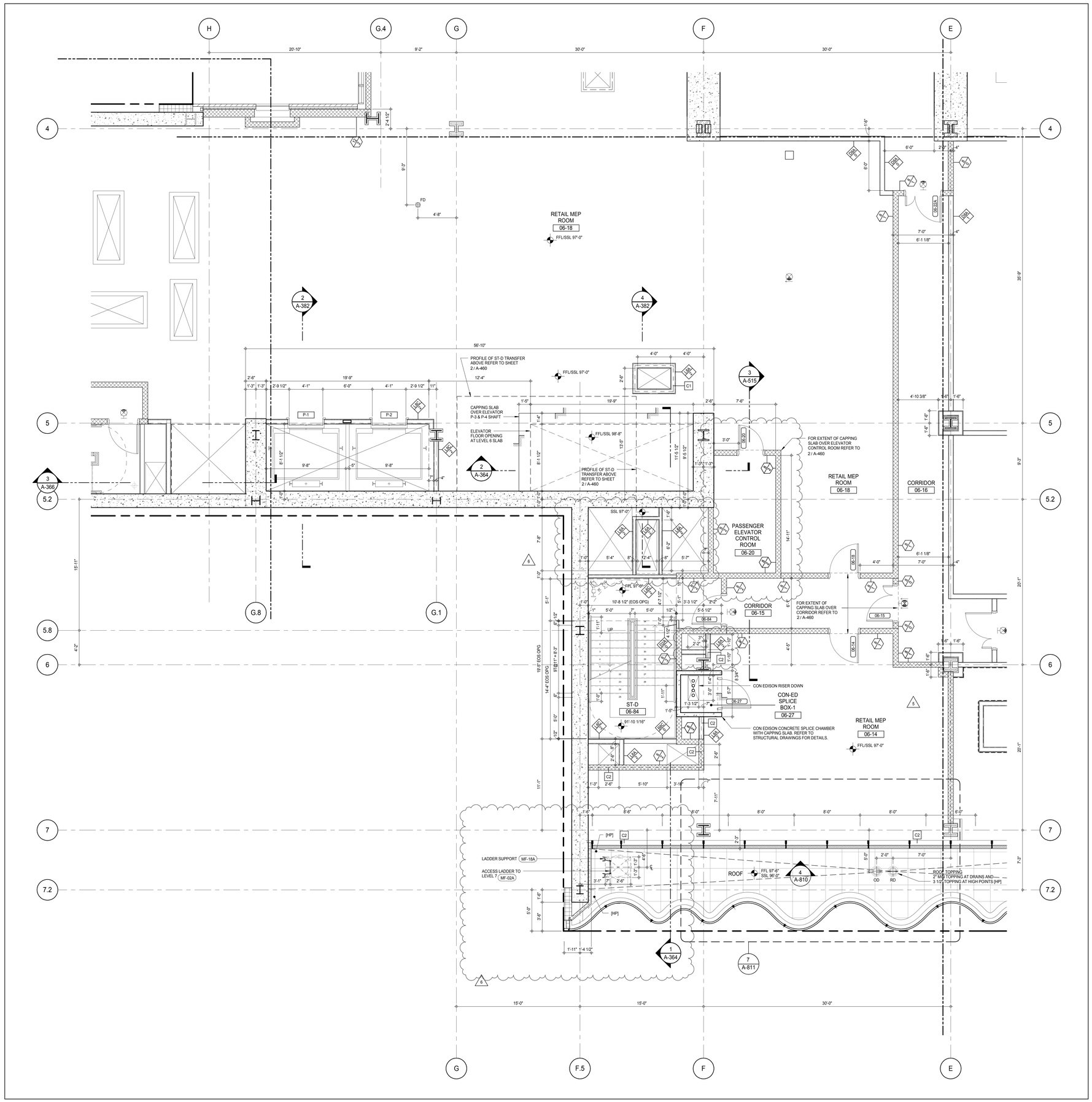

SHEET NOTES:

C1 DASHED LINE DENOTES EXTENT OF 6" HIGH C.I.P. CONCRETE CURB. WIDTH TO MATCH PARTITION UNLESS OTHERWISE NOTED

C2 DASHED LINE DENOTES EXTENT OF 8" HIGH C.I.P. CONCRETE CURB. WIDTH TO MATCH PARTITION UNLESS OTHERWISE NOTED

C3 DASHED LINE DENOTES EXTENT OF 8" HIGH CEMENT BOARD BASE CURB. REFER TO SECTION DETAIL (9) ON SHEET (A-574).

P1 CONCRETE HOUSEKEEPING PAD, HEIGHT, SIZE AND LOCATION TO BE COORDINATED WITH MECHANICAL DRAWINGS.

EDGE OF SLAB IS 11" FROM FACE OF GLASS UNLESS OTHERWISE STATED AND/OR AT SHEAR WALL CONDITIONS.

KEYNOTE LEGEND:

TAG #	DESCRIPTION
MF-02A	LADDER WITH CAGE - GALVANIZED
MF-18A	LADDER SUPPORT - GALVANIZED

KEY PLAN:

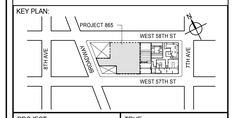

PROJECT NORTH | TRUE NORTH

DEVELOPER:
EXTELL DEVELOPMENT COMPANY
805 THIRD AVENUE, 7TH FLOOR
New York, NY 10022 USA
TEL: 212 712 6000 FAX: 212 712 6100

DESIGN ARCHITECT: Base Building Shell & Core
ADRIAN SMITH + GORDON GILL ARCHITECTURE
111 WEST MONROE STREET SUITE 2300
CHICAGO IL 60603
TEL: 312 920 1888 FAX: 312 920 1775

INTERIOR DESIGNER: Residential
Rottet Architecture and Design Studio, PLLC
298 Fifth Ave, 7th Floor
New York, NY 10001
TEL: 646 998 7000 FAX:

ARCHITECT OF RECORD: Base Building Shell, Core, & Residential
AAI ARCHITECTS, P.C.
401 Wellington St. W., 3rd Floor
Toronto, ON M5V 1E7 Canada
TEL: 416 967 1500 FAX: 416 967 7150

STRUCTURAL ENGINEERS:
WSP CANTOR SEINUK
228 EAST 45th Street
New York, NY 10017 USA
TEL: 212 687 9888 FAX: 646 487 5501

MEP ENGINEERS:
AKF GROUP
165 Broadway, 22nd Floor
New York, NY 10006 USA
TEL: 212 354 5656 FAX: 212 354 5668

GEOTECHNICAL ENGINEERS:
Langan Engineering & Environmental Services
21 Penn Plaza - 360 West 31st Street, 8th Floor
New York, NY 10001-2727
TEL: 212 479 5400 FAX: 212 479 5444

CODE CONSULTANTS:
Construction Consulting Associates
100 Church Street
New York, NY 10007
TEL: 212 385 1818 FAX: 212 385 1911

CURTAINWALL CONSULTANT:
AJLP Consulting
40 Worth Street. Suite 826
New York, NY 10013
TEL: 212 757 5659 FAX: 646 219 8508

LANDMARK/PRESERVATION CONSULTANT:
Jan Hird Pokorny Associates, Inc.
39 West 37th Street, 12A
New York, NY 10018
TEL: 212 759 6462 FAX: 212 759 6540

No.	DESCRIPTION	DATE
1	CD PROGRESS ISSUE 1	15 OCT 14
2	CD PROGRESS ISSUE 2	19 DEC 14
3	D.O.B. SUBMISSION	18 FEB 15
4	CD PROGRESS ISSUE 3	09 MAR 15
	D.O.B. SUBMISSION	27 APR 15
5	CD PROGRESS ISSUE 4	01 JUN 15
6	CD PROGRESS ISSUE 5	10 AUG 15
	D.O.B. AMENDMENT 2	21 SEP 15

0 2' - 0" 4' - 0" 8' - 0"

NOT FOR BID/CONSTRUCTION

Discrepancies must be reported immediately to the Architect before proceeding. Only figured dimensions are to be used. Contractors must check all dimensions on site. This drawing is protected by copyright.

ALL DIMENSIONS ARE SHOWN IN IMPERIAL.

CONSULTANT: AAI ARCHITECTS, P.C.

PROJECT:
217 WEST 57TH STREET
NEW YORK, NY

DRAWING TITLE:
6TH FLOOR PART PLAN
(SOUTH-WEST) (MFD-6TH FLOOR)

SEAL & SIGNATURE: REGISTERED ARCHITECT WILLIAM DAVID JAMES No. 028881 STATE OF NEW YORK

DATE:	15 OCT 14
PROJECT No:	1216-00
DRAWN: Author	REV:
CHK: Checker	6
SCALE: 1/4" = 1'-0"	
DWG No:	A-458.01
DOB PAGE No:	312 of 569

DOB EMPLOYEE STAMP: DOB B-SCAN:

36" x 48" Arch E SHEET SIZE
FILE NAME: C:\Revit Local Files\EXTELL-865-AAI-TWR-CNF_bullerin.rvt
PLOT DATE: 8/22/2015 11:07:52 AM

DEPT OF BLDGS 421258305 Job Number
E344258305 Scan Code

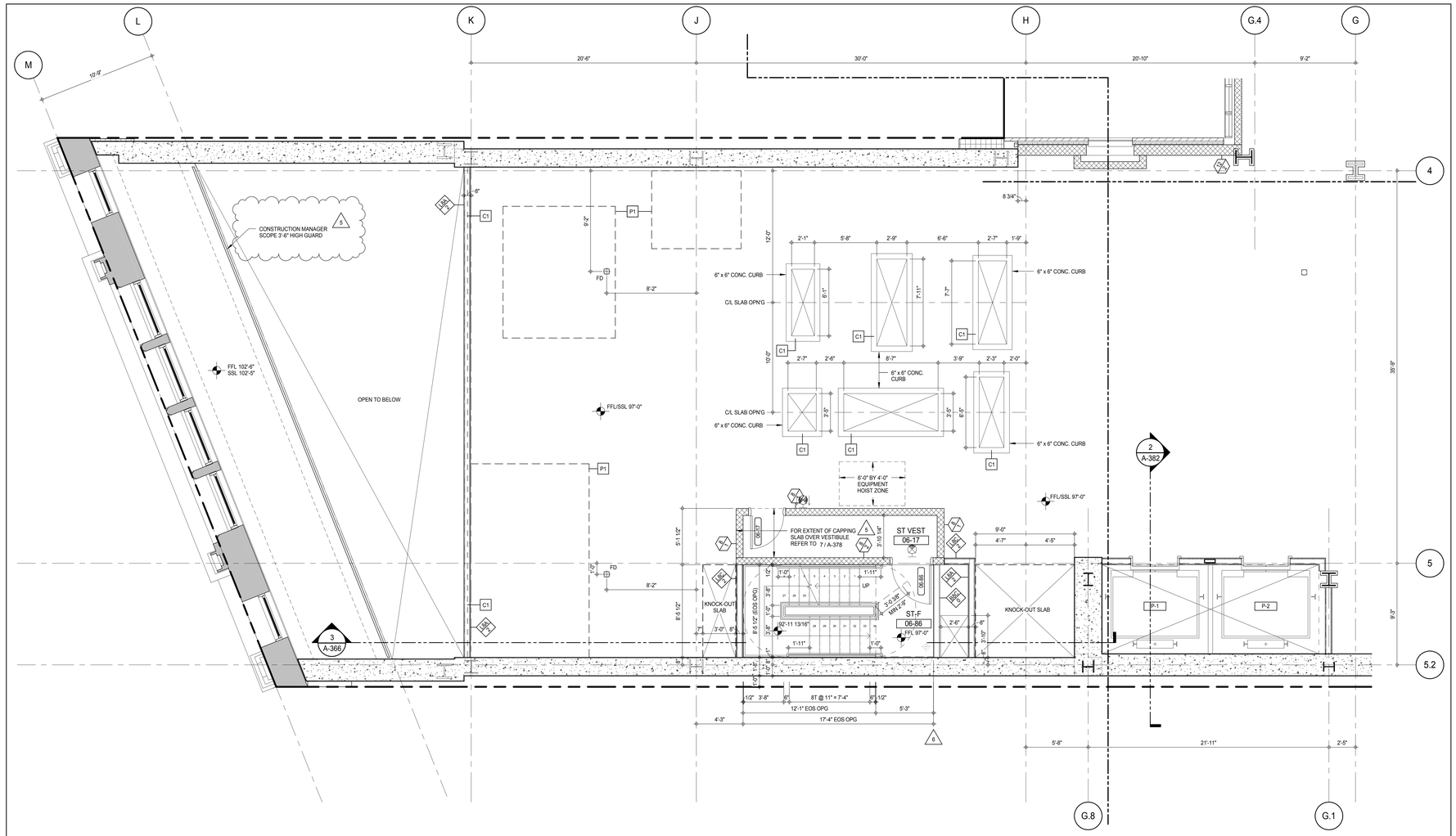

SHEET NOTES:

C1 DASHED LINE DENOTES EXTENT OF 6" HIGH C.I.P. CONCRETE CURB. WIDTH TO MATCH PARTITION UNLESS OTHERWISE NOTED

C2 DASHED LINE DENOTES EXTENT OF 8" HIGH C.I.P. CONCRETE CURB. WIDTH TO MATCH PARTITION UNLESS OTHERWISE NOTED

C3 DASHED LINE DENOTES EXTENT OF 8" HIGH CEMENT BOARD BASE CURB. REFER TO SECTION DETAIL (9) ON SHEET (A-574).

P1 CONCRETE HOUSEKEEPING PAD, HEIGHT, SIZE AND LOCATION TO BE COORDINATED WITH MECHANICAL DRAWINGS.

EDGE OF SLAB IS 11" FROM FACE OF GLASS UNLESS OTHERWISE STATED AND/OR AT SHEAR WALL CONDITIONS.

KEY PLAN:

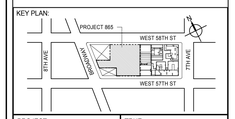

PROJECT NORTH

TRUE NORTH

DEVELOPER:
EXTELL DEVELOPMENT COMPANY
805 THIRD AVENUE, 7TH FLOOR
New York, NY 10022 USA
TEL: 212 712 6000 FAX: 212 712 6100

DESIGN ARCHITECT: Base Building Shell & Core
ADRIAN SMITH + GORDON GILL ARCHITECTURE
111 WEST MONROE STREET SUITE 2300
CHICAGO IL 60603
TEL: 312 920 1888 FAX: 312 920 1775

INTERIOR DESIGNER: Residential
Rottet Architecture and Design Studio, PLLC
298 Fifth Ave, 7th Floor
New York, NY 10001
TEL: 646 998 7000 FAX:

ARCHITECT OF RECORD: Base Building Shell, Core, & Residential
AAI ARCHITECTS, P.C.
401 Wellington St. W., 3rd Floor
Toronto, ON M5V 1E7 Canada
TEL: 416 967 1500 FAX: 416 967 7150

STRUCTURAL ENGINEERS:
WSP CANTOR SEINUK
228 EAST 45th Street
New York, NY 10017 USA
TEL: 212 687 9888 FAX: 646 487 5501

MEP ENGINEERS:
AKF GROUP
165 Broadway, 22nd Floor
New York, NY 10006 USA
TEL: 212 354 5656 FAX: 212 354 5668

GEOTECHNICAL ENGINEERS:
Langan Engineering & Environmental Services
21 Penn Plaza - 360 West 31st Street, 8th Floor
New York, NY 10001-2727
TEL: 212 479 5400 FAX: 212 479 5444

CODE CONSULTANTS:
Construction Consulting Associates
100 Church Street
New York, NY 10007
TEL: 212 385 1818 FAX: 212 385 1911

CURTAINWALL CONSULTANT:
AJLP Consulting
40 Worth Street. Suite 826
New York, NY 10013
TEL: 212 757 5659 FAX: 646 219 8508

LANDMARK/PRESERVATION CONSULTANT:
Jan Hird Pokorny Associates, Inc.
39 West 37th Street, 12A
New York, NY 10018
TEL: 212 759 6462 FAX: 212 759 6540

No.	DESCRIPTION	DATE
1	CD PROGRESS ISSUE 1	15 OCT 14
2	CD PROGRESS ISSUE 2	19 DEC 14
3	D.O.B. SUBMISSION	18 FEB 15
4	CD PROGRESS ISSUE 3	09 MAR 15
	D.O.B. SUBMISSION	27 APR 15
5	CD PROGRESS ISSUE 4	01 JUN 15
6	CD PROGRESS ISSUE 5	10 AUG 15
	D.O.B. AMENDMENT 2	21 SEP 15

0 2' - 0" 4' - 0" 8' - 0"

NOT FOR BID/CONSTRUCTION

Discrepancies must be reported immediately to the Architect before proceeding. Only figured dimensions are to be used. Contractors must check all dimensions on site. This drawing is protected by copyright.

ALL DIMENSIONS ARE SHOWN IN IMPERIAL.

CONSULTANT:

AAI ARCHITECTS, P.C.

PROJECT:

217 WEST 57TH STREET
NEW YORK, NY

DRAWING TITLE:

6TH FLOOR PART PLAN (WEST)
(MFD-6TH FLOOR)

SEAL & SIGNATURE:

REGISTERED ARCHITECT RENE DAVID JAUREGI 026885 STATE OF NEW YORK

DATE:	15 OCT 14
PROJECT No:	1216-00
DRAWN: Author	REV:
CHK: Checker	6
SCALE: 1/4" = 1'-0"	
DWG No:	A-459.01
DOB PAGE No:	313 of 569

DOB EMPLOYEE STAMP:

DOB B-SCAN:

36" x 48" Arch E SHEET SIZE
FILE NAME: C:\Revit Local Files\EXTELL-865-AAI-TWR-CNF_Jaureguiv.rvt
PLOT DATE: 9/28/2015 11:08:14 AM

DEPT OF BLDGS 421258305 Job Number
E350562425280 Scan Code

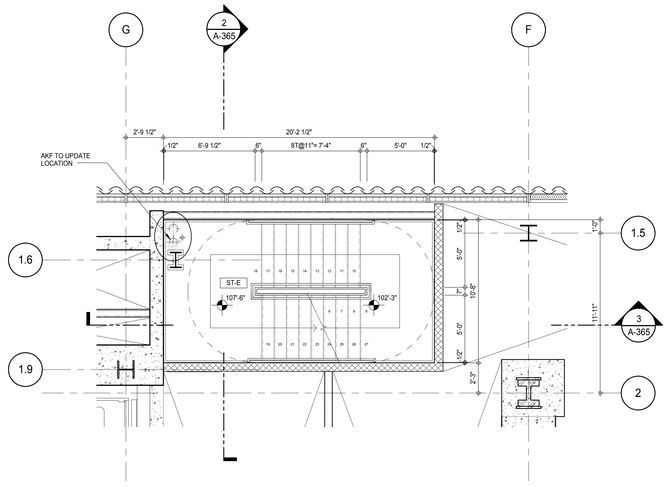

STAIR ST-E - 6TH FLOOR MID LANDING PLAN 3
1/4" = 1'-0"

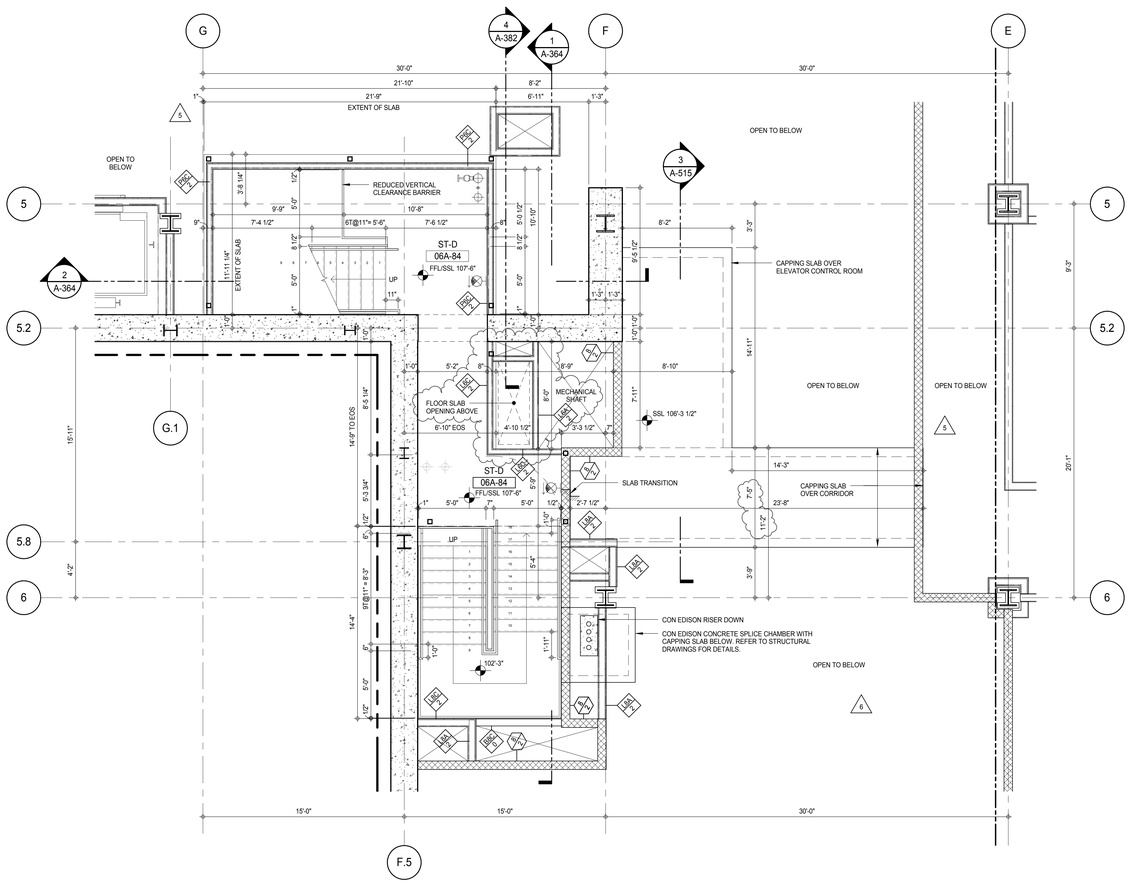

6TH FLOOR INTERMEDIATE PLAN - STAIR TRANSFER 2
A-202
1/4" = 1'-0"

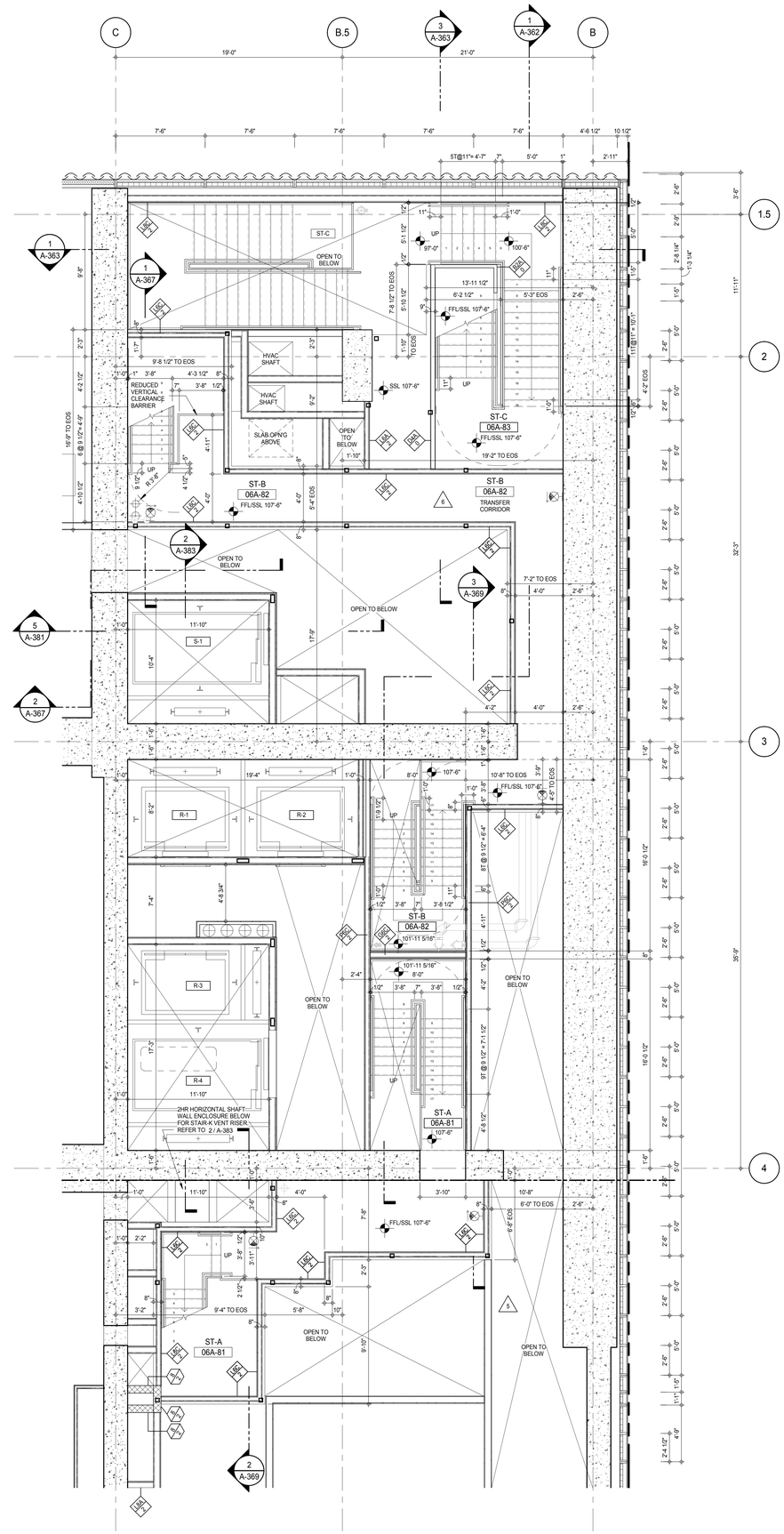

6TH FLOOR INTERMEDIATE PLAN - STAIR TRANSFER 1
A-202
1/4" = 1'-0"

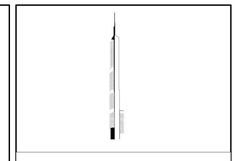

KEY PLAN:

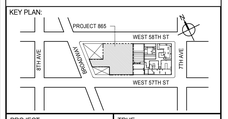

PROJECT NORTH | TRUE NORTH

DEVELOPER:
EXTELL DEVELOPMENT COMPANY
805 THIRD AVENUE, 7TH FLOOR
New York, NY 10022 USA
TEL: 212 712 6000 FAX: 212 712 6100

DESIGN ARCHITECT: Base Building Shell & Core
ADRIAN SMITH + GORDON GILL ARCHITECTURE
111 WEST MONROE STREET SUITE 2300
CHICAGO IL 60603
TEL: 312 920 1888 FAX: 312 920 1775

INTERIOR DESIGNER: Residential
Rottet Architecture and Design Studio, PLLC
298 Fifth Ave, 7th Floor
New York, NY 10001
TEL: 646 998 7000 FAX:

ARCHITECT OF RECORD: Base Building Shell, Core, & Residential
AAI ARCHITECTS, P.C.
401 Wellington St. W., 3rd Floor
Toronto, ON M5V 1E7 Canada
TEL: 416 967 1500 FAX: 416 967 7150

STRUCTURAL ENGINEERS:
WSP CANTOR SEINUK
228 EAST 45th Street
New York, NY 10017 USA
TEL: 212 687 9888 FAX: 646 487 5501

MEP ENGINEERS:
AKF GROUP
165 Broadway, 22nd Floor
New York, NY 10006 USA
TEL: 212 354 5656 FAX: 212 354 5668

GEOTECHNICAL ENGINEERS:
Langan Engineering & Environmental Services
21 Penn Plaza - 360 West 31st Street, 8th Floor
New York, NY 10001-2727
TEL: 212 479 5400 FAX: 212 479 5444

CODE CONSULTANTS:
Construction Consulting Associates
100 Church Street
New York, NY 10007
TEL: 212 385 1818 FAX: 212 385 1911

CURTAINWALL CONSULTANT:
AJLP Consulting
40 Worth Street. Suite 826
New York, NY 10013
TEL: 212 757 5659 FAX: 646 219 8508

LANDMARK/PRESERVATION CONSULTANT:
Jan Hird Pokorny Associates, Inc.
39 West 37th Street, 12A
New York, NY 10018
TEL: 212 759 6462 FAX: 212 759 6540

No.	DESCRIPTION	DATE
1	CD PROGRESS ISSUE 1	15 OCT 14
2	CD PROGRESS ISSUE 2	19 DEC 14
3	D.O.B. SUBMISSION	18 FEB 15
4	CD PROGRESS ISSUE 3	09 MAR 15
	D.O.B. SUBMISSION	27 APR 15
5	CD PROGRESS ISSUE 4	01 JUN 15
6	CD PROGRESS ISSUE 5	10 AUG 15
	D.O.B. AMENDMENT 2	21 SEP 15

0 2'-0" 4'-0" 8'-0"

NOT FOR BID/CONSTRUCTION

Discrepancies must be reported immediately to the Architect before proceeding. Only figured dimensions are to be used. Contractors must check all dimensions on site. This drawing is protected by copyright.

ALL DIMENSIONS ARE SHOWN IN IMPERIAL.

CONSULTANT:
AAI ARCHITECTS, P.C.

PROJECT:
217 WEST 57TH STREET
NEW YORK, NY

DRAWING TITLE:
6TH FLOOR INTERMEDIATE PART PLAN (STAIR TRANSFER) (MFD-6TH FLOOR INTERMEDIATE)

SEAL & SIGNATURE:
REGISTERED ARCHITECT ADRIAN DAVID GILL 026881 STATE OF NEW YORK

DATE:	15 OCT 14
PROJECT No:	1216-00
DRAWN: Author	REV: 6
CHK: Checker	
SCALE: 1/4" = 1'-0"	
DWG No:	A-460.01
DOB PAGE No:	314 of 569

DOB EMPLOYEE STAMP: DOB B-SCAN:

36" x 48" Arch E SHEET SIZE
FILE NAME: C:\Revit Local Files\EXTELL-865-AAI-TWR-CNF_hardarm.rvt
PLOT DATE: 9/22/2015 11:09:49 AM

DEPT OF BLDGS 421258305 Job Number
E342126247 70 Scan Code

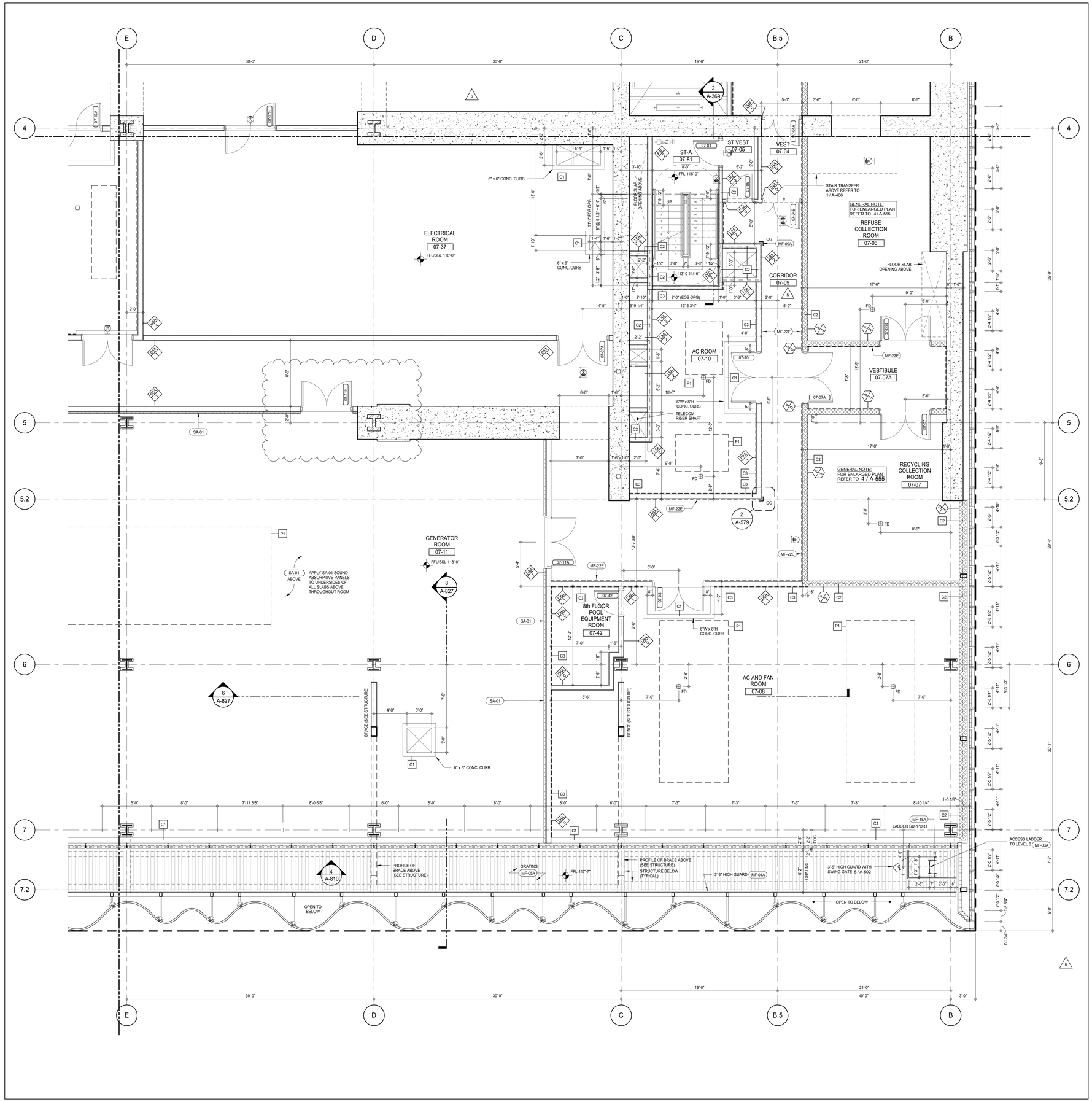

SHEET NOTES:

C1 DASHED LINE DENOTES EXTENT OF 6" HIGH C.I.P. CONCRETE CURB. WIDTH TO MATCH PARTITION UNLESS OTHERWISE NOTED

C2 DASHED LINE DENOTES EXTENT OF 8" HIGH C.I.P. CONCRETE CURB. WIDTH TO MATCH PARTITION UNLESS OTHERWISE NOTED

C3 DASHED LINE DENOTES EXTENT OF 8" HIGH CEMENT BOARD BASE CURB. REFER TO SECTION DETAIL (9) ON SHEET (A-574).

P1 CONCRETE HOUSEKEEPING PAD, HEIGHT, SIZE AND LOCATION TO BE COORDINATED WITH MECHANICAL DRAWINGS.

EDGE OF SLAB IS 11" FROM FACE OF GLASS UNLESS OTHERWISE STATED AND/OR AT SHEAR WALL CONDITIONS.

KEYNOTE LEGEND:

TAG #	DESCRIPTION
MF-01A	GUARDRAIL - GALVANIZED
MF-03A	LADDER - GALVANIZED
MF-05A	GRATING - GALVANIZED
MF-09A	CORNER GUARD (CG) - GALVANIZED
MF-18A	LADDER SUPPORT - GALVANIZED
MF-22E	WAINSCOT PANEL - ALUMINUM
SA-01	FIXED SOUND ABSORPTIVE PANELS

KEY PLAN:

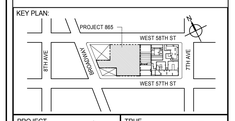

PROJECT NORTH / TRUE NORTH

DEVELOPER:
EXTELL DEVELOPMENT COMPANY
805 THIRD AVENUE, 7TH FLOOR
New York, NY 10022 USA
TEL: 212 712 6000 FAX: 212 712 6100

DESIGN ARCHITECT: Base Building Shell & Core
ADRIAN SMITH + GORDON GILL ARCHITECTURE
111 WEST MONROE STREET SUITE 2300
CHICAGO IL 60603
TEL: 312 920 1888 FAX: 312 920 1775

INTERIOR DESIGNER: Residential
Rottet Architecture and Design Studio, PLLC
298 Fifth Ave, 7th Floor
New York, NY 10001
TEL: 646 998 7000 FAX:

ARCHITECT OF RECORD: Base Building Shell, Core, & Residential
AAI ARCHITECTS, P.C.
401 Wellington St. W., 3rd Floor
Toronto, ON M5V 1E7 Canada
TEL: 416 967 1500 FAX: 416 967 7150

STRUCTURAL ENGINEERS:
WSP CANTOR SEINUK
228 EAST 45th Street
New York, NY 10017 USA
TEL: 212 687 9888 FAX: 646 487 5501

MEP ENGINEERS:
AKF GROUP
165 Broadway, 22nd Floor
New York, NY 10006 USA
TEL: 212 354 5656 FAX: 212 354 5668

GEOTECHNICAL ENGINEERS:
Langan Engineering & Environmental Services
21 Penn Plaza - 360 West 31st Street, 8th Floor
New York, NY 10001-2727
TEL: 212 479 5400 FAX: 212 479 5444

CODE CONSULTANTS:
Construction Consulting Associates
100 Church Street
New York, NY 10007
TEL: 212 385 1818 FAX: 212 385 1911

CURTAINWALL CONSULTANT:
AJLP Consulting
40 Worth Street. Suite 826
New York, NY 10013
TEL: 212 757 5659 FAX: 646 219 8508

LANDMARK/PRESERVATION CONSULTANT:
Jan Hird Pokorny Associates, Inc.
39 West 37th Street, 12A
New York, NY 10018
TEL: 212 759 6462 FAX: 212 759 6540

No.	DESCRIPTION	DATE
1	CD PROGRESS ISSUE 1	15 OCT 14
2	CD PROGRESS ISSUE 2	19 DEC 14
3	D.O.B. SUBMISSION	18 FEB 15
4	CD PROGRESS ISSUE 3	09 MAR 15
	D.O.B. SUBMISSION	27 APR 15
5	CD PROGRESS ISSUE 4	01 JUN 15
6	CD PROGRESS ISSUE 5	10 AUG 15
	D.O.B. AMENDMENT 2	21 SEP 15

0 2'-0" 4'-0" 8'-0"

NOT FOR BID/CONSTRUCTION

Discrepancies must be reported immediately to the Architect before proceeding. Only figured dimensions are to be used. Contractors must check all dimensions on site. This drawing is protected by copyright.

ALL DIMENSIONS ARE SHOWN IN IMPERIAL.

CONSULTANT: AAI ARCHITECTS, P.C.

PROJECT:
217 WEST 57TH STREET
NEW YORK, NY

DRAWING TITLE:
7TH FLOOR PART PLAN
(SOUTH-EAST) (MFD-7TH FLOOR)

SEAL & SIGNATURE: REGISTERED ARCHITECT WILLIAE DAVID JAMES 026885 STATE OF NEW YORK

DATE:	15 OCT 14
PROJECT No:	1216-00
DRAWN: Author	REV: 6
CHK: Checker	
SCALE: 1/4" = 1'-0"	
DWG No:	A-461.01
DOB PAGE No:	315 of 569

DOB EMPLOYEE STAMP: DOB B-SCAN:

36" x 48" Arch E SHEET SIZE
FILE NAME: C:\Revit Local Files\EXTELL-985-AAI-TWR-CNF_Jupiterin.rvt
PLOT DATE: 6/22/2015 11:09:15 AM

DEPT OF BLDGS 121263426 Job Number
E366095901 Scan Code

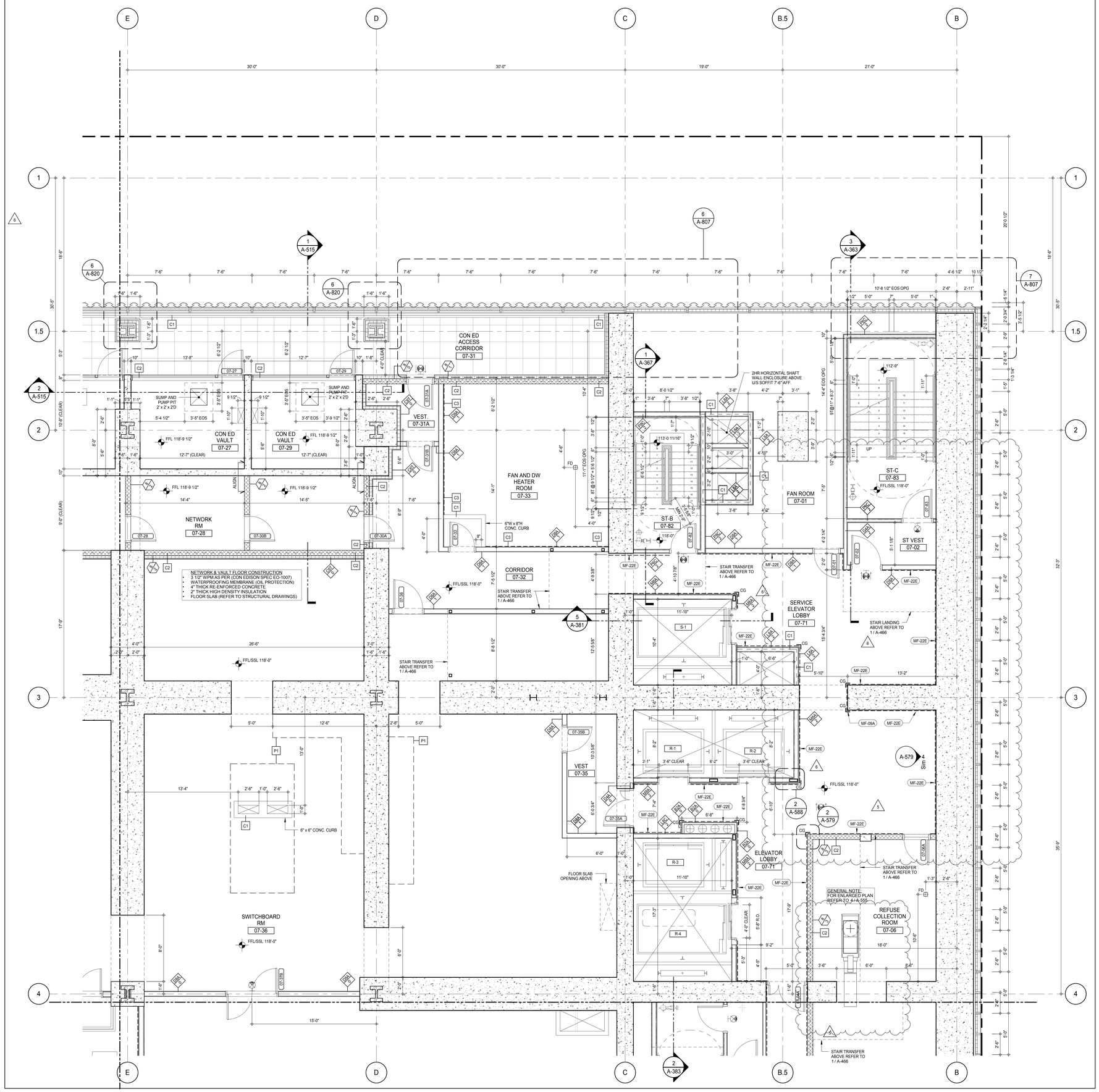

SHEET NOTES:

C1 DASHED LINE DENOTES EXTENT OF 6" HIGH C.I.P. CONCRETE CURB. WIDTH TO MATCH PARTITION UNLESS OTHERWISE NOTED

C2 DASHED LINE DENOTES EXTENT OF 8" HIGH C.I.P. CONCRETE CURB. WIDTH TO MATCH PARTITION UNLESS OTHERWISE NOTED

C3 DASHED LINE DENOTES EXTENT OF 8" HIGH CEMENT BOARD BASE CURB. REFER TO SECTION DETAIL (9) ON SHEET (A-574).

P1 CONCRETE HOUSEKEEPING PAD, HEIGHT, SIZE AND LOCATION TO BE COORDINATED WITH MECHANICAL DRAWINGS.

EDGE OF SLAB IS 11" FROM FACE OF GLASS UNLESS OTHERWISE STATED AND/OR AT SHEAR WALL CONDITIONS.

KEYNOTE LEGEND:

TAG #	DESCRIPTION
MF-09A	CORNER GUARD (CG) - GALVANIZED
MF-22E	WAINSCOT PANEL - ALUMINUM

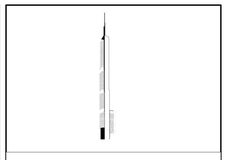

KEY PLAN:

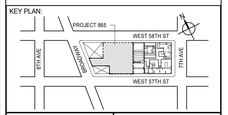

PROJECT NORTH: TRUE NORTH

DEVELOPER:
EXTELL DEVELOPMENT COMPANY
805 THIRD AVENUE, 7TH FLOOR
New York, NY 10022 USA
TEL: 212 712 6000 FAX: 212 712 6100

DESIGN ARCHITECT: Base Building Shell & Core
ADRIAN SMITH + GORDON GILL ARCHITECTURE
111 WEST MONROE STREET SUITE 2300
CHICAGO IL 60603
TEL: 312 920 1888 FAX: 312 920 1775

INTERIOR DESIGNER: Residential
Rottet Architecture and Design Studio, PLLC
298 Fifth Ave, 7th Floor
New York, NY 10001
TEL: 646 998 7000 FAX:

ARCHITECT OF RECORD: Base Building Shell, Core, & Residential
AAI ARCHITECTS, P.C.
401 Wellington St. W., 3rd Floor
Toronto, ON M5V 1E7 Canada
TEL: 416 967 1500 FAX: 416 967 7150

STRUCTURAL ENGINEERS:
WSP CANTOR SEINUK
228 EAST 45th Street
New York, NY 10017 USA
TEL: 212 687 9888 FAX: 646 487 5501

MEP ENGINEERS:
AKF GROUP
165 Broadway, 22nd Floor
New York, NY 10006 USA
TEL: 212 354 5656 FAX: 212 354 5668

GEOTECHNICAL ENGINEERS:
Langan Engineering & Environmental Services
21 Penn Plaza - 360 West 31st Street, 8th Floor
New York, NY 10001-2727
TEL: 212 479 5400 FAX: 212 479 5444

CODE CONSULTANTS:
Construction Consulting Associates
100 Church Street
New York, NY 10007
TEL: 212 385 1818 FAX: 212 385 1911

CURTAINWALL CONSULTANT:
AJLP Consulting
40 Worth Street. Suite 826
New York, NY 10013
TEL: 212 757 5659 FAX: 646 219 8508

LANDMARK/PRESERVATION CONSULTANT:
Jan Hird Pokorny Associates, Inc.
39 West 37th Street, 12A
New York, NY 10018
TEL: 212 759 6462 FAX: 212 759 6540

No.	DESCRIPTION	DATE
1	CD PROGRESS ISSUE 1	15 OCT 14
2	CD PROGRESS ISSUE 2	19 DEC 14
3	D.O.B. SUBMISSION	18 FEB 15
4	CD PROGRESS ISSUE 3	09 MAR 15
	D.O.B. SUBMISSION	27 APR 15
5	CD PROGRESS ISSUE 4	01 JUN 15
6	CD PROGRESS ISSUE 5	10 AUG 15
	D.O.B. AMENDMENT 2	21 SEP 15

0 2' - 0" 4' - 0" 8' - 0"

NOT FOR BID/CONSTRUCTION

Discrepancies must be reported immediately to the Architect before proceeding. Only figured dimensions are to be used. Contractors must check all dimensions on site. This drawing is protected by copyright.

ALL DIMENSIONS ARE SHOWN IN IMPERIAL.

CONSULTANT: AAI ARCHITECTS, P.C.

PROJECT:
217 WEST 57TH STREET
NEW YORK, NY

DRAWING TITLE:
7TH FLOOR PART PLAN
(NORTH-EAST) (MFD-7TH FLOOR)

SEAL & SIGNATURE: REGISTERED ARCHITECT ANDREW DAVID JAMES STATE OF NEW YORK No. 028881

DATE:	15 OCT 14
PROJECT No:	1216-00
DRAWN: Author	REV: 6
CHK: Checker	
SCALE: 1/4" = 1'-0"	
DWG No:	A-462.01
DOB PAGE No:	316 of 569

DOB EMPLOYEE STAMP: DOB B-SCAN:

36" x 48" Arch E SHEET SIZE
FILE NAME: C:\Revit Local Files\EXTELL-865-AAI-TWR-CNF_hardarch.rvt
PLOT DATE: 9/22/2015 11:09:44 AM

DEPT OF BLDGS 421263626 Job Number
E350341U040 Scan Code

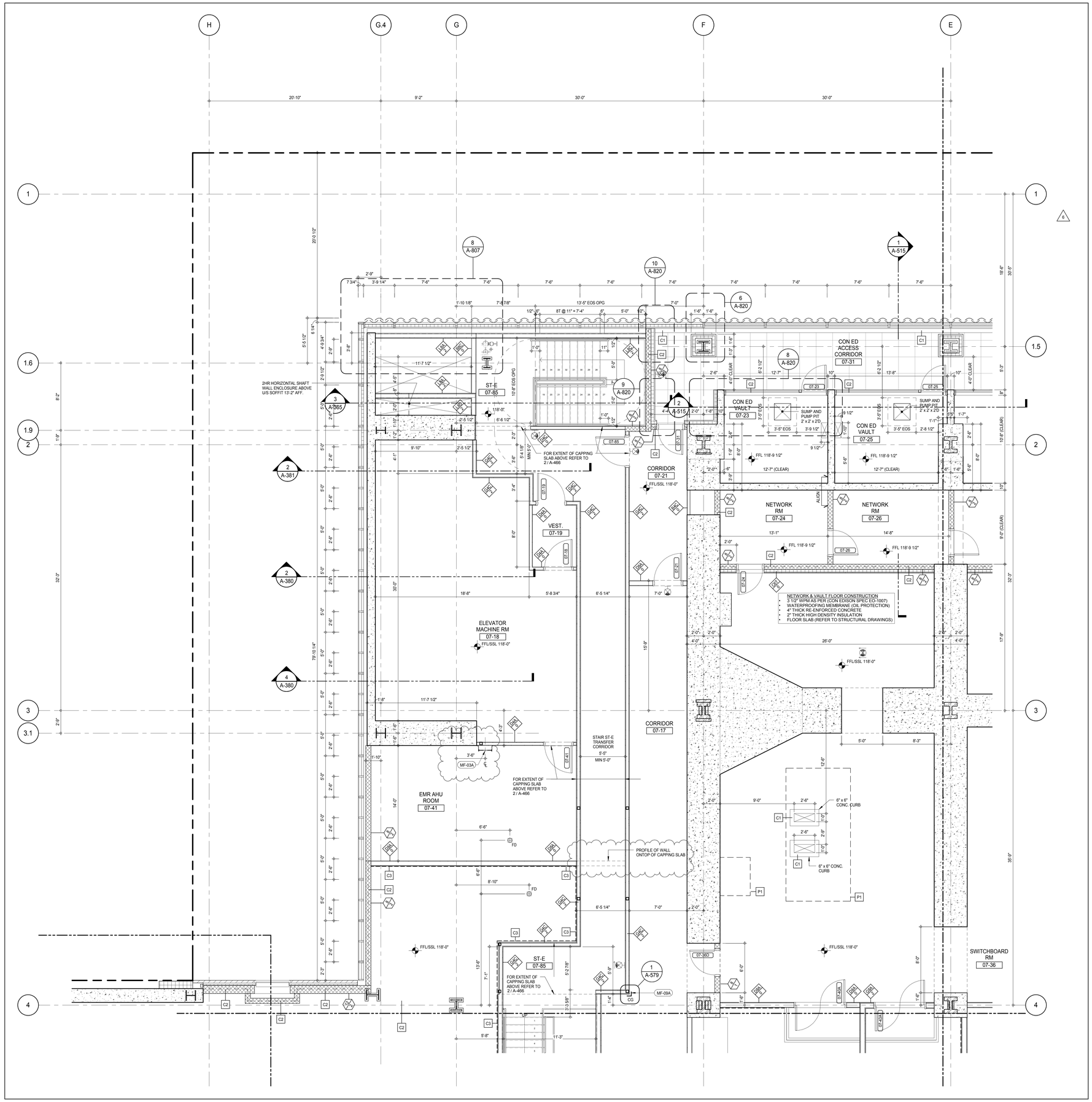

SHEET NOTES:

C1 DASHED LINE DENOTES EXTENT OF 6" HIGH C.I.P. CONCRETE CURB. WIDTH TO MATCH PARTITION UNLESS OTHERWISE NOTED

C2 DASHED LINE DENOTES EXTENT OF 8" HIGH C.I.P. CONCRETE CURB. WIDTH TO MATCH PARTITION UNLESS OTHERWISE NOTED

C3 DASHED LINE DENOTES EXTENT OF 8" HIGH CEMENT BOARD BASE CURB. REFER TO SECTION DETAIL (9) ON SHEET (A-574).

P1 CONCRETE HOUSEKEEPING PAD, HEIGHT, SIZE AND LOCATION TO BE COORDINATED WITH MECHANICAL DRAWINGS.

EDGE OF SLAB IS 11" FROM FACE OF GLASS UNLESS OTHERWISE STATED AND/OR AT SHEAR WALL CONDITIONS.

KEYNOTE LEGEND:

TAG #	DESCRIPTION
MF-03A	LADDER - GALVANIZED
MF-09A	CORNER GUARD (CG) - GALVANIZED

KEY PLAN:

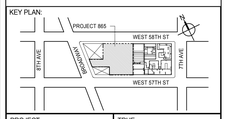

PROJECT NORTH | TRUE NORTH

DEVELOPER:
EXTELL DEVELOPMENT COMPANY
805 THIRD AVENUE, 7TH FLOOR
New York, NY 10022 USA
TEL: 212 712 6000 FAX: 212 712 6100

DESIGN ARCHITECT: Base Building Shell & Core
ADRIAN SMITH + GORDON GILL ARCHITECTURE
111 WEST MONROE STREET SUITE 2300
CHICAGO IL 60603
TEL: 312 920 1888 FAX: 312 920 1775

INTERIOR DESIGNER: Residential
Rottet Architecture and Design Studio, PLLC
298 Fifth Ave, 7th Floor
New York, NY 10001
TEL: 646 998 7000 FAX:

ARCHITECT OF RECORD: Base Building Shell, Core, & Residential
AAI ARCHITECTS, P.C.
401 Wellington St. W., 3rd Floor
Toronto, ON M5V 1E7 Canada
TEL: 416 967 1500 FAX: 416 967 7150

STRUCTURAL ENGINEERS:
WSP CANTOR SEINUK
228 EAST 45th Street
New York, NY 10017 USA
TEL: 212 687 9888 FAX: 646 487 5501

MEP ENGINEERS:
AKF GROUP
165 Broadway, 22nd Floor
New York, NY 10006 USA
TEL: 212 354 5656 FAX: 212 354 5668

GEOTECHNICAL ENGINEERS:
Langan Engineering & Environmental Services
21 Penn Plaza - 360 West 31st Street, 8th Floor
New York, NY 10001-2727
TEL: 212 479 5400 FAX: 212 479 5444

CODE CONSULTANTS:
Construction Consulting Associates
100 Church Street
New York, NY 10007
TEL: 212 385 1818 FAX: 212 385 1911

CURTAINWALL CONSULTANT:
AJLP Consulting
40 Worth Street. Suite 826
New York, NY 10013
TEL: 212 757 5659 FAX: 646 219 8508

LANDMARK/PRESERVATION CONSULTANT:
Jan Hird Pokorny Associates, Inc.
39 West 37th Street, 12A
New York, NY 10018
TEL: 212 759 6462 FAX: 212 759 6540

No.	DESCRIPTION	DATE
1	CD PROGRESS ISSUE 1	15 OCT 14
2	CD PROGRESS ISSUE 2	19 DEC 14
3	D.O.B. SUBMISSION	18 FEB 15
4	CD PROGRESS ISSUE 3	09 MAR 15
	D.O.B. SUBMISSION	27 APR 15
5	CD PROGRESS ISSUE 4	01 JUN 15
6	CD PROGRESS ISSUE 5	10 AUG 15
	D.O.B. AMENDMENT 2	21 SEP 15

0 2'-0" 4'-0" 8'-0"

NOT FOR BID/CONSTRUCTION

Discrepancies must be reported immediately to the Architect before proceeding. Only figured dimensions are to be used. Contractors must check all dimensions on site. This drawing is protected by copyright.

ALL DIMENSIONS ARE SHOWN IN IMPERIAL.

CONSULTANT: AAI ARCHITECTS, P.C.

PROJECT:
217 WEST 57TH STREET
NEW YORK, NY

DRAWING TITLE:
7TH FLOOR PART PLAN
(NORTH-WEST) (MFD-7TH FLOOR)

SEAL & SIGNATURE: REGISTERED ARCHITECT MICHAEL DAVID UNGER No. 028881 STATE OF NEW YORK

DATE:	15 OCT 14
PROJECT No:	1216-00
DRAWN: Author	REV:
CHK: Checker	6
SCALE: 1/4" = 1'-0"	
DWG No:	A-463.01
DOB PAGE No:	317 of 569

DOB EMPLOYEE STAMP: DOB B-SCAN:

36" x 48" Arch E SHEET SIZE
FILE NAME: C:\Revit Local Files\EXTELL-865-AAI-THW-CNF_hudsonn.rvt
PLOT DATE: 8/20/2015 11:10:09 AM

DEPT OF BLDGS 421263825 Job Number
E350600137 Scan Code

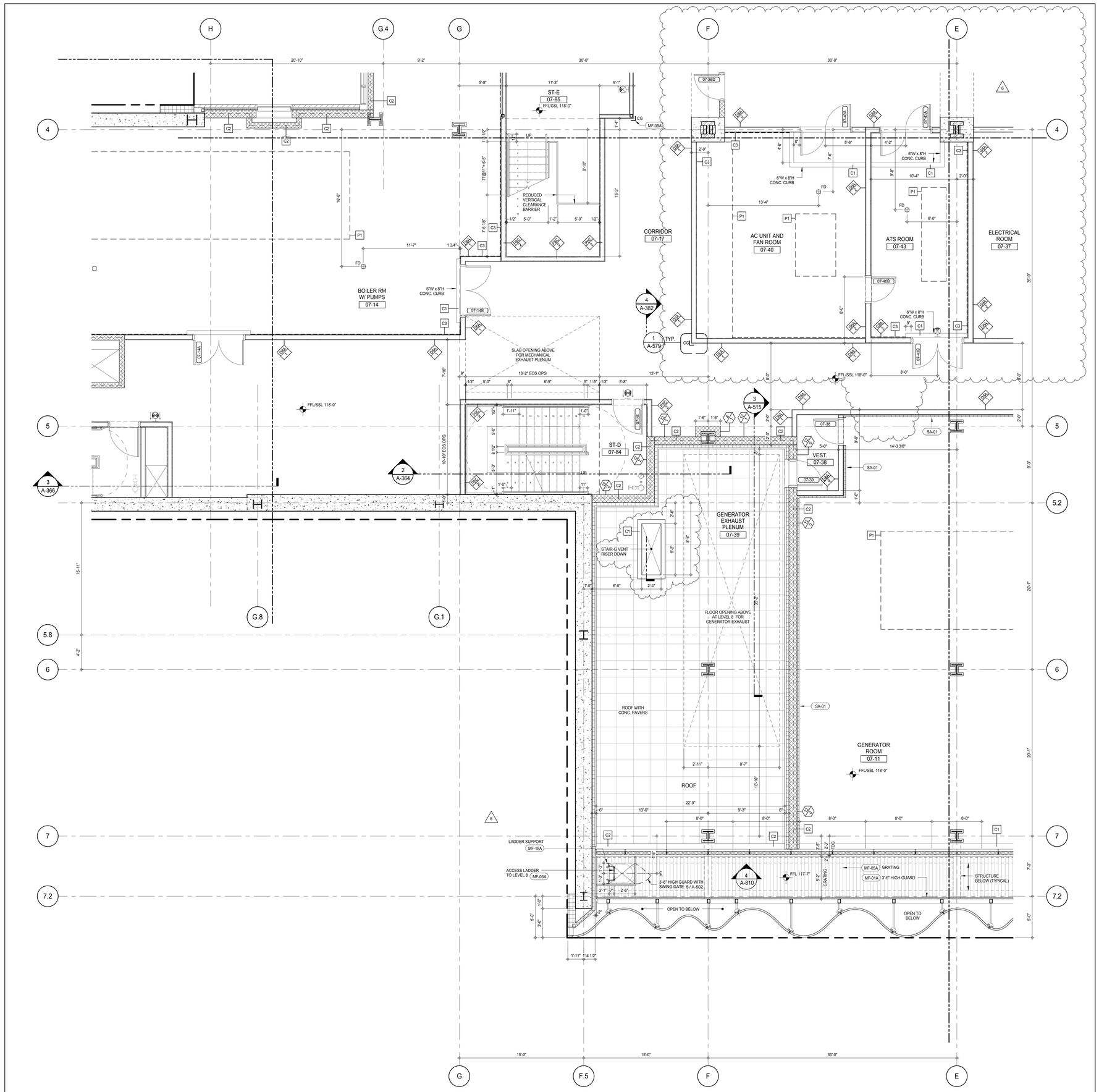

SHEET NOTES:

C1 DASHED LINE DENOTES EXTENT OF 6" HIGH C.I.P. CONCRETE CURB. WIDTH TO MATCH PARTITION UNLESS OTHERWISE NOTED

C2 DASHED LINE DENOTES EXTENT OF 8" HIGH C.I.P. CONCRETE CURB. WIDTH TO MATCH PARTITION UNLESS OTHERWISE NOTED

C3 DASHED LINE DENOTES EXTENT OF 8" HIGH CEMENT BOARD BASE CURB. REFER TO SECTION DETAIL (9) ON SHEET (A-574).

P1 CONCRETE HOUSEKEEPING PAD, HEIGHT, SIZE AND LOCATION TO BE COORDINATED WITH MECHANICAL DRAWINGS.

EDGE OF SLAB IS 11" FROM FACE OF GLASS UNLESS OTHERWISE STATED AND/OR AT SHEAR WALL CONDITIONS.

KEYNOTE LEGEND:

TAG #	DESCRIPTION
MF-01A	GUARDRAIL - GALVANIZED
MF-03A	LADDER - GALVANIZED
MF-05A	GRATING - GALVANIZED
MF-09A	CORNER GUARD (CG) - GALVANIZED
MF-18A	LADDER SUPPORT - GALVANIZED
SA-01	FIXED SOUND ABSORPTIVE PANELS

KEY PLAN:

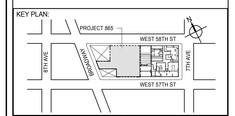

PROJECT NORTH: TRUE NORTH

DEVELOPER:
EXTELL DEVELOPMENT COMPANY
805 THIRD AVENUE, 7TH FLOOR
New York, NY 10022 USA
TEL: 212 712 6000 FAX: 212 712 6100

DESIGN ARCHITECT: Base Building Shell & Core
ADRIAN SMITH + GORDON GILL ARCHITECTURE
111 WEST MONROE STREET SUITE 2300
CHICAGO IL 60603
TEL: 312 920 1888 FAX: 312 920 1775

INTERIOR DESIGNER: Residential
Rottet Architecture and Design Studio, PLLC
298 Fifth Ave, 7th Floor
New York, NY 10001
TEL: 646 998 7000 FAX:

ARCHITECT OF RECORD: Base Building Shell, Core, & Residential
AAI ARCHITECTS, P.C.
401 Wellington St. W., 3rd Floor
Toronto, ON M5V 1E7 Canada
TEL: 416 967 1500 FAX: 416 967 7150

STRUCTURAL ENGINEERS:
WSP CANTOR SEINUK
228 EAST 45th Street
New York, NY 10017 USA
TEL: 212 687 9888 FAX: 646 487 5501

MEP ENGINEERS:
AKF GROUP
165 Broadway, 22nd Floor
New York, NY 10006 USA
TEL: 212 354 5656 FAX: 212 354 5668

GEOTECHNICAL ENGINEERS:
Langan Engineering & Environmental Services
21 Penn Plaza - 360 West 31st Street, 8th Floor
New York, NY 10001-2727
TEL: 212 479 5400 FAX: 212 479 5444

CODE CONSULTANTS:
Construction Consulting Associates
100 Church Street
New York, NY 10007
TEL: 212 385 1818 FAX: 212 385 1911

CURTAINWALL CONSULTANT:
AJLP Consulting
40 Worth Street. Suite 826
New York, NY 10013
TEL: 212 757 5659 FAX: 646 219 8508

LANDMARK/PRESERVATION CONSULTANT:
Jan Hird Pokorny Associates, Inc.
39 West 37th Street, 12A
New York, NY 10018
TEL: 212 759 6462 FAX: 212 759 6540

No.	DESCRIPTION	DATE
1	CD PROGRESS ISSUE 1	15 OCT 14
2	CD PROGRESS ISSUE 2	19 DEC 14
3	D.O.B. SUBMISSION	18 FEB 15
4	CD PROGRESS ISSUE 3	09 MAR 15
	D.O.B. SUBMISSION	27 APR 15
5	CD PROGRESS ISSUE 4	01 JUN 15
6	CD PROGRESS ISSUE 5	10 AUG 15
	D.O.B. AMENDMENT 2	21 SEP 15

0 2' - 0" 4' - 0" 8' - 0"

NOT FOR BID/CONSTRUCTION

Discrepancies must be reported immediately to the Architect before proceeding. Only figured dimensions are to be used. Contractors must check all dimensions on site. This drawing is protected by copyright.

ALL DIMENSIONS ARE SHOWN IN IMPERIAL.

CONSULTANT: AAI ARCHITECTS, P.C.

PROJECT:
217 WEST 57TH STREET
NEW YORK, NY

DRAWING TITLE:
7TH FLOOR PART PLAN
(SOUTH-WEST) (MFD-7TH FLOOR)

SEAL & SIGNATURE: REGISTERED ARCHITECT JAMIE DAVID JAMES 028883 STATE OF NEW YORK

DATE:	15 OCT 14
PROJECT No:	1216-00
DRAWN: Author	REV:
CHK: Checker	6
SCALE: 1/4" = 1'-0"	
DWG No:	A-464.01
DOB PAGE No:	318 of 569

DOB EMPLOYEE STAMP: DOB B-SCAN:

36" x 48" Arch E SHEET SIZE
FILE NAME: C:\Revit Local Files\EXTELL-865-AAI-TWR-CNF_hudsonv.rvt
PLOT DATE: 9/22/2015 11:10:31 AM

DEPT OF BLDGS 421258305 Job Number
E290620247PS Scan Code

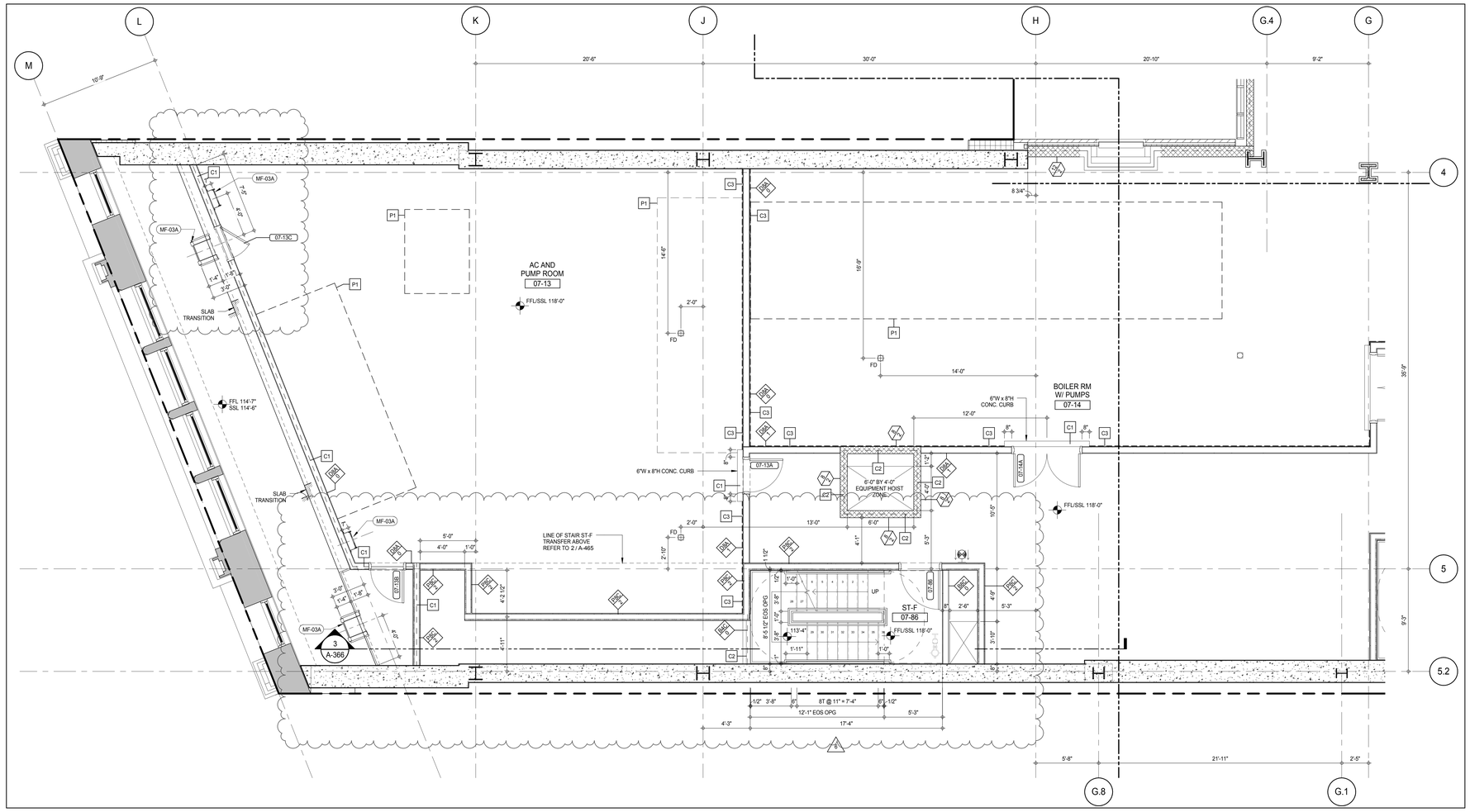

7TH FLOOR PART PLAN (WEST) 1

A-112
1/4" = 1'-0"

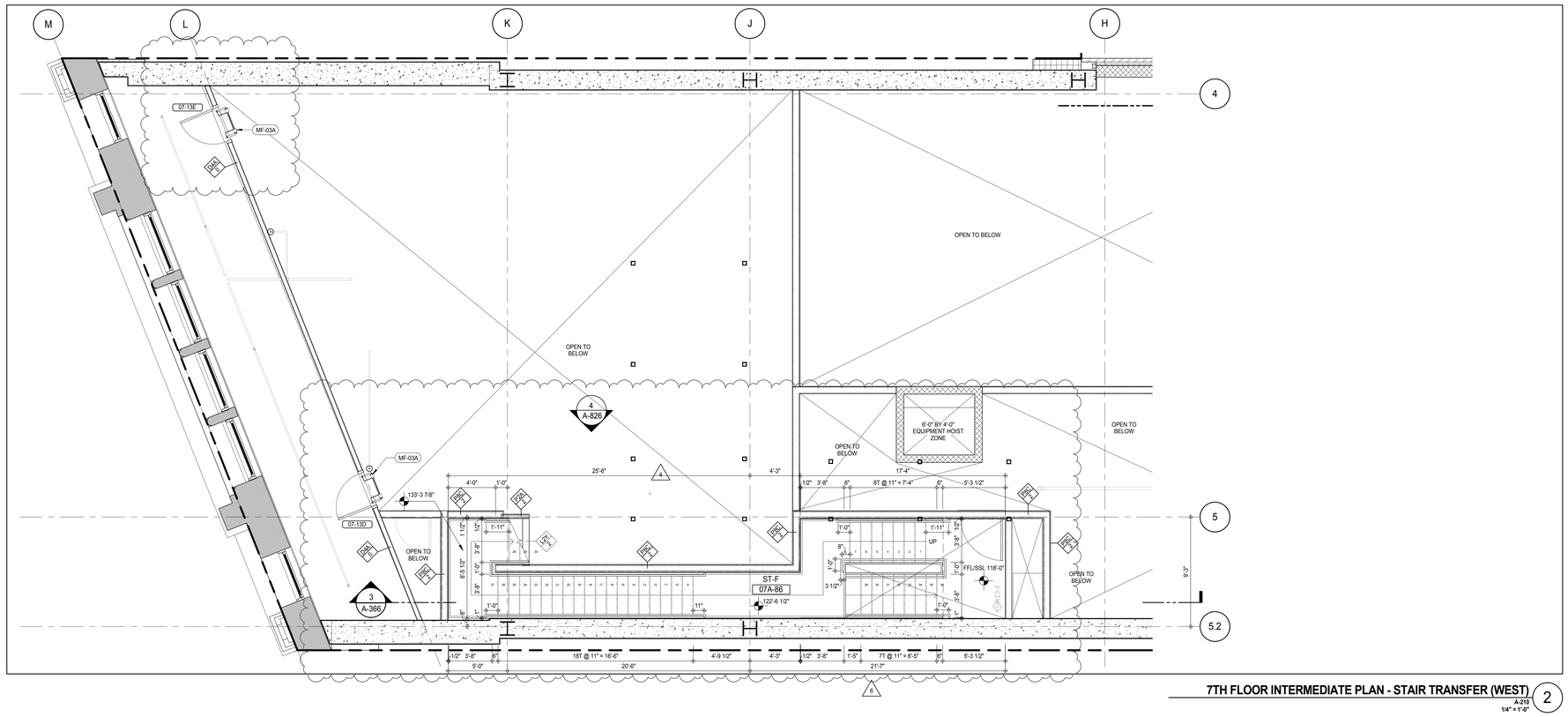

7TH FLOOR INTERMEDIATE PLAN - STAIR TRANSFER (WEST) 2

A-210
1/4" = 1'-0"

SHEET NOTES:

C1 DASHED LINE DENOTES EXTENT OF 6" HIGH C.I.P. CONCRETE CURB. WIDTH TO MATCH PARTITION UNLESS OTHERWISE NOTED

C2 DASHED LINE DENOTES EXTENT OF 8" HIGH C.I.P. CONCRETE CURB. WIDTH TO MATCH PARTITION UNLESS OTHERWISE NOTED

C3 DASHED LINE DENOTES EXTENT OF 8" HIGH CEMENT BOARD BASE CURB. REFER TO SECTION DETAIL (9) ON SHEET (A-574).

P1 CONCRETE HOUSEKEEPING PAD, HEIGHT, SIZE AND LOCATION TO BE COORDINATED WITH MECHANICAL DRAWINGS.

EDGE OF SLAB IS 11" FROM FACE OF GLASS UNLESS OTHERWISE STATED AND/OR AT SHEAR WALL CONDITIONS.

KEYNOTE LEGEND:

TAG #	DESCRIPTION
MF-03A	LADDER - GALVANIZED



PROJECT NORTH

TRUE NORTH

DEVELOPER:
EXTELL DEVELOPMENT COMPANY
805 THIRD AVENUE, 7TH FLOOR
New York, NY 10022 USA
TEL: 212 712 6000 FAX: 212 712 6100

DESIGN ARCHITECT: Base Building Shell & Core
ADRIAN SMITH + GORDON GILL ARCHITECTURE
111 WEST MONROE STREET SUITE 2300
CHICAGO IL 60603
TEL: 312 920 1888 FAX: 312 920 1775

INTERIOR DESIGNER: Residential
Rottet Architecture and Design Studio, PLLC
298 Fifth Ave, 7th Floor
New York, NY 10001
TEL: 646 998 7000 FAX:

ARCHITECT OF RECORD: Base Building Shell, Core, & Residential
AAI ARCHITECTS, P.C.
401 Wellington St. W., 3rd Floor
Toronto, ON M5V 1E7 Canada
TEL: 416 967 1500 FAX: 416 967 7150

STRUCTURAL ENGINEERS:
WSP CANTOR SEINUK
228 EAST 45th Street
New York, NY 10017 USA
TEL: 212 687 9888 FAX: 646 487 5501

MEP ENGINEERS:
AKF GROUP
165 Broadway, 22nd Floor
New York, NY 10006 USA
TEL: 212 354 5656 FAX: 212 354 5668

GEOTECHNICAL ENGINEERS:
Langan Engineering & Environmental Services
21 Penn Plaza - 360 West 31st Street, 8th Floor
New York, NY 10001-2727
TEL: 212 479 5400 FAX: 212 479 5444

CODE CONSULTANTS:
Construction Consulting Associates
100 Church Street
New York, NY 10007
TEL: 212 385 1818 FAX: 212 385 1911

CURTAINWALL CONSULTANT:
AJLP Consulting
40 Worth Street. Suite 826
New York, NY 10013
TEL: 212 757 5659 FAX: 646 219 8508

LANDMARK/PRESERVATION CONSULTANT:
Jan Hird Pokorny Associates, Inc.
39 West 37th Street, 12A
New York, NY 10018
TEL: 212 759 6462 FAX: 212 759 6540

No.	DESCRIPTION	DATE
1	CD PROGRESS ISSUE 1	15 OCT 14
2	CD PROGRESS ISSUE 2	19 DEC 14
3	D.O.B. SUBMISSION	18 FEB 15
4	CD PROGRESS ISSUE 3	09 MAR 15
	D.O.B. SUBMISSION	27 APR 15
5	CD PROGRESS ISSUE 4	01 JUN 15
6	CD PROGRESS ISSUE 5	10 AUG 15
	D.O.B. AMENDMENT 2	21 SEP 15

0 2' - 0" 4' - 0" 8' - 0"

NOT FOR BID/CONSTRUCTION

Discrepancies must be reported immediately to the Architect before proceeding. Only figured dimensions are to be used. Contractors must check all dimensions on site. This drawing is protected by copyright.

ALL DIMENSIONS ARE SHOWN IN IMPERIAL.

CONSULTANT: AAI ARCHITECTS, P.C.

PROJECT:
217 WEST 57TH STREET
NEW YORK, NY

DRAWING TITLE:
7TH FLOOR AND 7TH FLOOR INTERMEDIATE PART PLAN (WEST) (MFD-7TH FLOOR AND 7TH FLOOR INTERMEDIATE)

SEAL & SIGNATURE: REGISTERED ARCHITECT WAYNE DAVID JANSEN No. 026881 STATE OF NEW YORK

DATE:	15 OCT 14
PROJECT No:	1216-00
DRAWN: Author	REV:
CHK: Checker	6
SCALE: 1/4" = 1'-0"	
DWG No:	A-465.01
DOB PAGE No:	319 of 569

DOB EMPLOYEE STAMP: DOB B-SCAN:

36" x 48" Arch E SHEET SIZE
FILE NAME: C:\Revit Local Files\EXTELL-865-AAI-THR-CNF_Jsellerin.rvt
PLOT DATE: 6/22/2015 11:10:59 AM

DEPT OF BLDGS 421258305 Job Number
E527195975 Scan Code

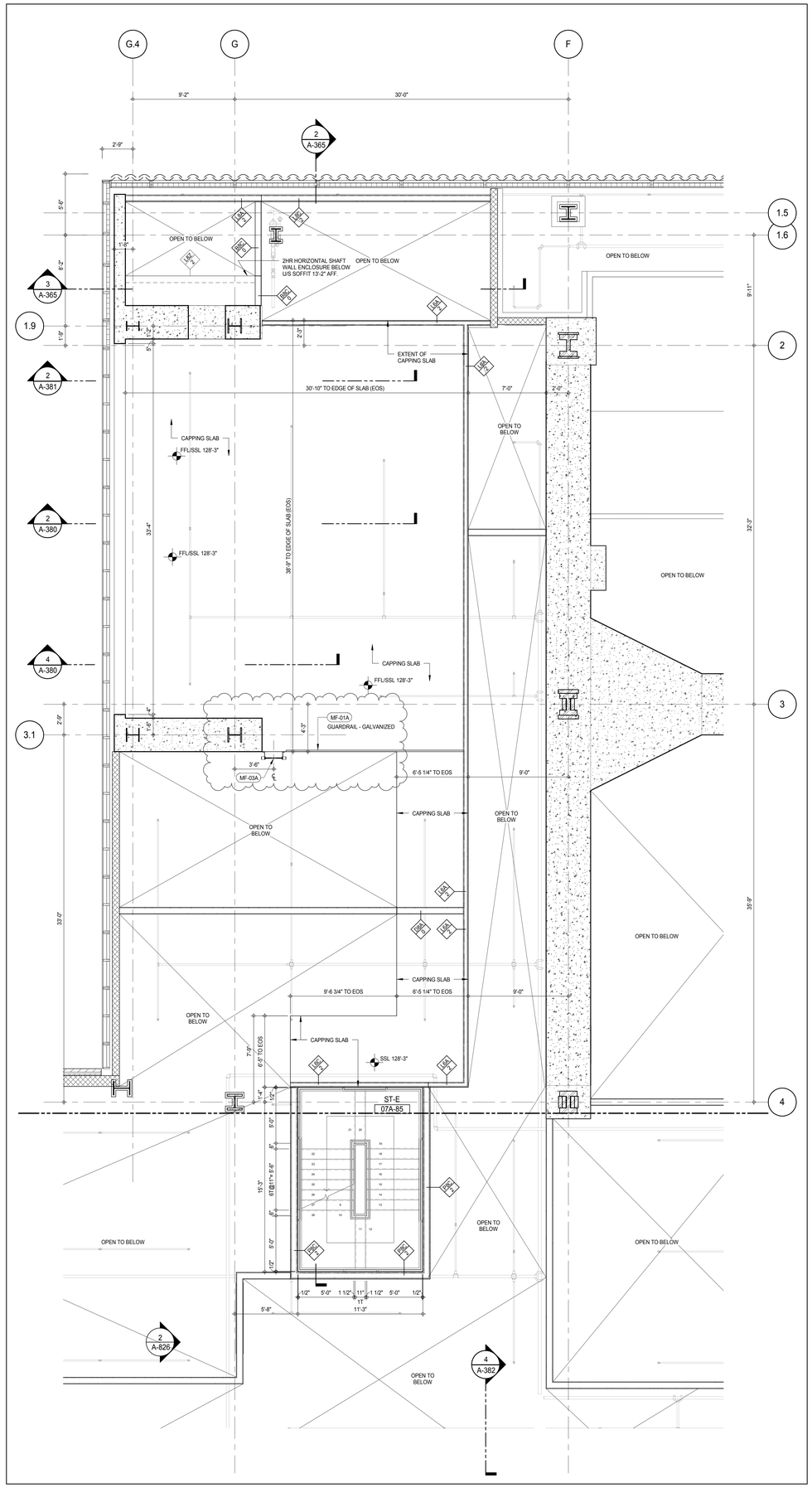

7TH FLOOR INTERMEDIATE PLAN - CAPPING SLAB 2
A-210
1/4" = 1'-0"

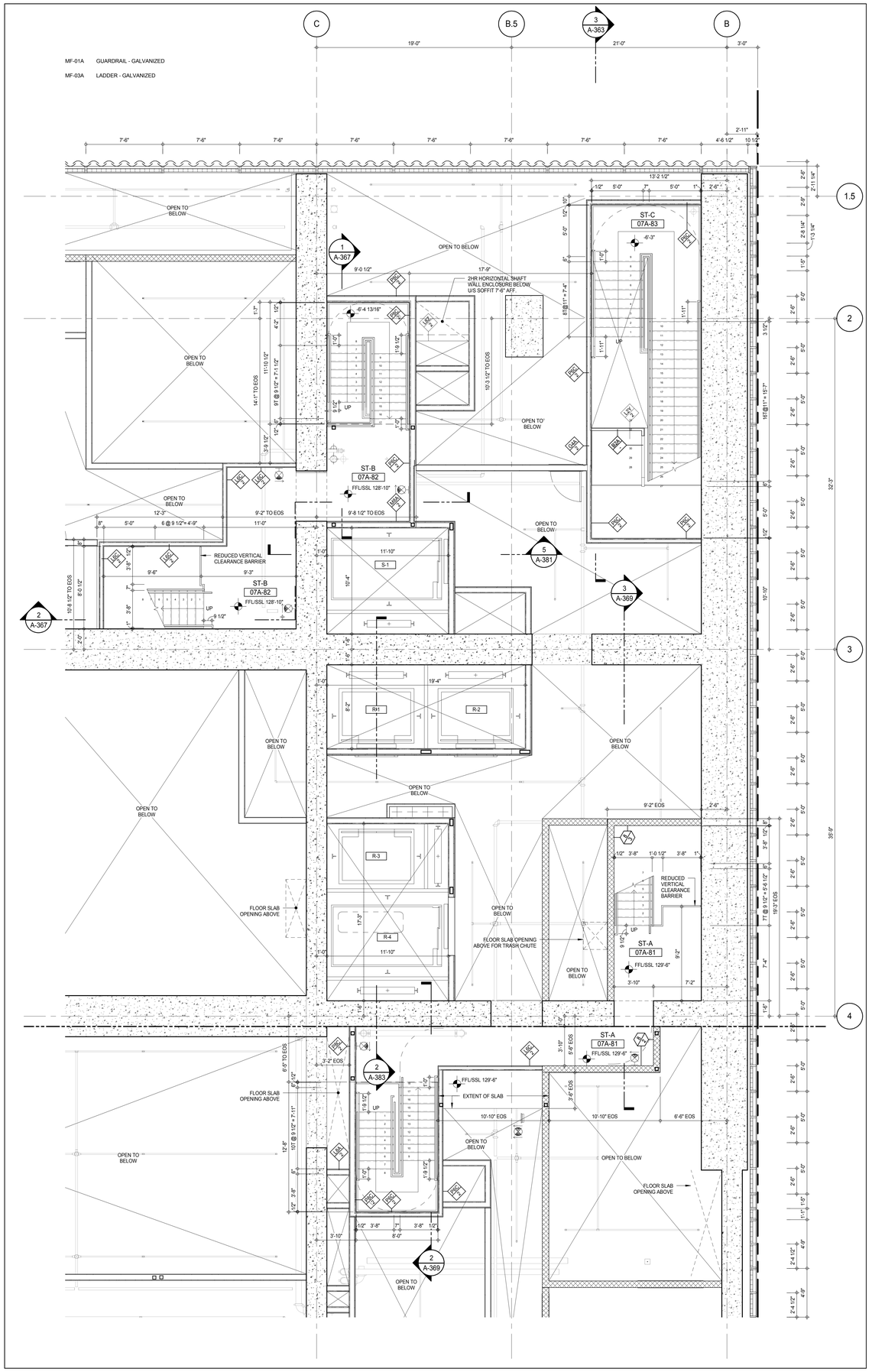

7TH FLOOR INTERMEDIATE STAIR PLAN - STAIR TRANSFERS 1
A-210
1/4" = 1'-0"



KEY PLAN:

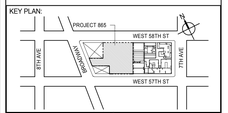

PROJECT NORTH | TRUE NORTH

DEVELOPER:
EXTELL DEVELOPMENT COMPANY
805 THIRD AVENUE, 7TH FLOOR
New York, NY 10022 USA
TEL: 212 712 6000 FAX: 212 712 6100

DESIGN ARCHITECT: Base Building Shell & Core
ADRIAN SMITH + GORDON GILL ARCHITECTURE
111 WEST MONROE STREET SUITE 2300
CHICAGO IL 60603
TEL: 312 920 1888 FAX: 312 920 1775

INTERIOR DESIGNER: Residential
Rottet Architecture and Design Studio, PLLC
298 Fifth Ave, 7th Floor
New York, NY 10001
TEL: 646 998 7000 FAX:

ARCHITECT OF RECORD: Base Building Shell, Core, & Residential
AAI ARCHITECTS, P.C.
401 Wellington St. W., 3rd Floor
Toronto, ON M5V 1E7 Canada
TEL: 416 967 1500 FAX: 416 967 7150

STRUCTURAL ENGINEERS:
WSP CANTOR SEINUK
228 EAST 45th Street
New York, NY 10017 USA
TEL: 212 687 9888 FAX: 646 487 5501

MEP ENGINEERS:
AKF GROUP
165 Broadway, 22nd Floor
New York, NY 10006 USA
TEL: 212 354 5656 FAX: 212 354 5668

GEOTECHNICAL ENGINEERS:
Langan Engineering & Environmental Services
21 Penn Plaza - 360 West 31st Street, 8th Floor
New York, NY 10001-2727
TEL: 212 479 5400 FAX: 212 479 5444

CODE CONSULTANTS:
Construction Consulting Associates
100 Church Street
New York, NY 10007
TEL: 212 385 1818 FAX: 212 385 1911

CURTAINWALL CONSULTANT:
AJLP Consulting
40 Worth Street. Suite 826
New York, NY 10013
TEL: 212 757 5659 FAX: 646 219 8508

LANDMARK/PRESERVATION CONSULTANT:
Jan Hird Pokorny Associates, Inc.
39 West 37th Street, 12A
New York, NY 10018
TEL: 212 759 6462 FAX: 212 759 6540

No.	DESCRIPTION	DATE
1	CD PROGRESS ISSUE 1	15 OCT 14
2	CD PROGRESS ISSUE 2	19 DEC 14
3	D.O.B. SUBMISSION	18 FEB 15
4	CD PROGRESS ISSUE 3	09 MAR 15
	D.O.B. SUBMISSION	27 APR 15
5	CD PROGRESS ISSUE 4	01 JUN 15
6	CD PROGRESS ISSUE 5	10 AUG 15
	D.O.B. AMENDMENT 2	21 SEP 15

0 2' - 0" 4' - 0" 8' - 0"

NOT FOR BID/CONSTRUCTION

Discrepancies must be reported immediately to the Architect before proceeding. Only figured dimensions are to be used. Contractors must check all dimensions on site. This drawing is protected by copyright.

ALL DIMENSIONS ARE SHOWN IN IMPERIAL.

CONSULTANT:
AAI ARCHITECTS, P.C.

PROJECT:
217 WEST 57TH STREET
NEW YORK, NY

DRAWING TITLE:
7TH FLOOR INTERMEDIATE PART PLAN (STAIR TRANSFER) (MDF-7TH FLOOR INTERMEDIATE)

SEAL & SIGNATURE:
REGISTERED ARCHITECT DAVID JAMES AA 028881 STATE OF NEW YORK

DATE:	15 OCT 14
PROJECT No:	1216-00
DRAWN: Author	REV: 6
CHK: Checker	
SCALE: 1/4" = 1'-0"	
DWG No:	A-466.01
DOB PAGE No:	320 of 569

DOB EMPLOYEE STAMP: DOB B-SCAN:

36" x 48" Arch E SHEET SIZE
FILE NAME: C:\Revit Local Files\EXTELL-865-AAI-TYR-CNF_Jwilliams.rvt
PLOT DATE: 9/22/2015 11:11:53 AM

DEPT OF BLDGS 421208805 Job Number
E381531086 Scan Code

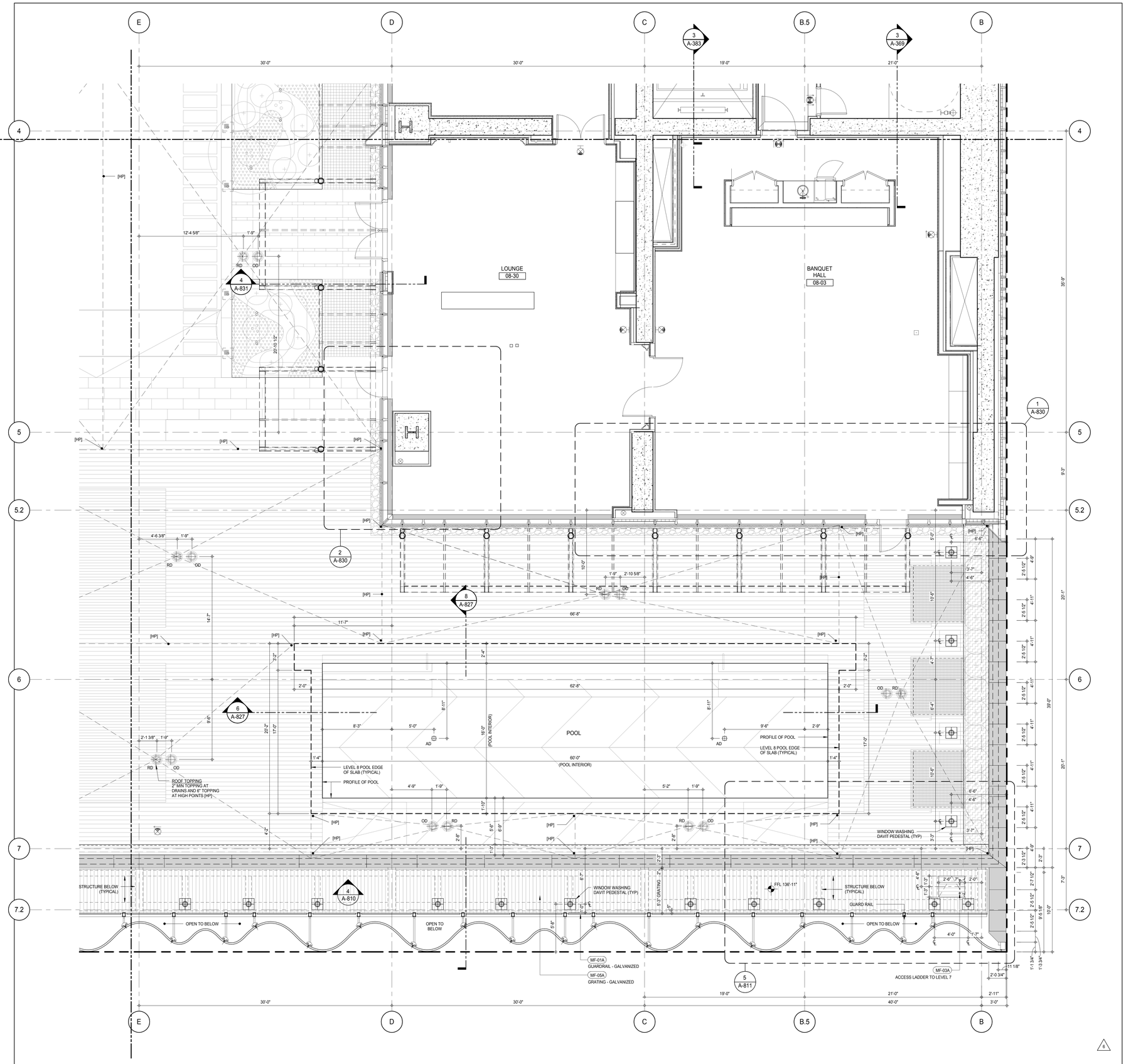

8TH FLOOR PART PLAN (SOUTH-EAST) 1
1/4" = 1'-0"

SHEET NOTES:

C1 DASHED LINE DENOTES EXTENT OF 6" HIGH C.I.P. CONCRETE CURB. WIDTH TO MATCH PARTITION UNLESS OTHERWISE NOTED

C2 DASHED LINE DENOTES EXTENT OF 8" HIGH C.I.P. CONCRETE CURB. WIDTH TO MATCH PARTITION UNLESS OTHERWISE NOTED

C3 DASHED LINE DENOTES EXTENT OF 8" HIGH CEMENT BOARD BASE CURB. REFER TO SECTION DETAIL (9) ON SHEET (A-574).

P1 CONCRETE HOUSEKEEPING PAD, HEIGHT, SIZE AND LOCATION TO BE COORDINATED WITH MECHANICAL DRAWINGS.

EDGE OF SLAB IS 11" FROM FACE OF GLASS UNLESS OTHERWISE STATED AND/OR AT SHEAR WALL CONDITIONS.

KEYNOTE LEGEND:

TAG #	DESCRIPTION
MF-01A	GUARDRAIL - GALVANIZED
MF-03A	LADDER - GALVANIZED
MF-05A	GRATING - GALVANIZED

KEY PLAN:

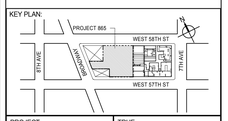

PROJECT NORTH

TRUE NORTH

DEVELOPER:
EXTELL DEVELOPMENT COMPANY
805 THIRD AVENUE, 7TH FLOOR
New York, NY 10022 USA
TEL: 212 712 6000 FAX: 212 712 6100

DESIGN ARCHITECT: Base Building Shell & Core
ADRIAN SMITH + GORDON GILL ARCHITECTURE
111 WEST MONROE STREET SUITE 2300
CHICAGO IL 60603
TEL: 312 920 1888 FAX: 312 920 1775

INTERIOR DESIGNER: Residential
Rottet Architecture and Design Studio, PLLC
298 Fifth Ave, 7th Floor
New York, NY 10001
TEL: 646 998 7000 FAX:

ARCHITECT OF RECORD: Base Building Shell, Core, & Residential
AAI ARCHITECTS, P.C.
401 Wellington St. W., 3rd Floor
Toronto, ON M5V 1E7 Canada
TEL: 416 967 1500 FAX: 416 967 7150

STRUCTURAL ENGINEERS:
WSP CANTOR SEINUK
228 EAST 45th Street
New York, NY 10017 USA
TEL: 212 687 9888 FAX: 646 487 5501

MEP ENGINEERS:
AKF GROUP
165 Broadway, 22nd Floor
New York, NY 10006 USA
TEL: 212 354 5656 FAX: 212 354 5668

GEOTECHNICAL ENGINEERS:
Langan Engineering & Environmental Services
21 Penn Plaza - 360 West 31st Street, 8th Floor
New York, NY 10001-2727
TEL: 212 479 5400 FAX: 212 479 5444

CODE CONSULTANTS:
Construction Consulting Associates
100 Church Street
New York, NY 10007
TEL: 212 385 1818 FAX: 212 385 1911

CURTAINWALL CONSULTANT:
AJLP Consulting
40 Worth Street. Suite 826
New York, NY 10013
TEL: 212 757 5659 FAX: 646 219 8508

LANDMARK/PRESERVATION CONSULTANT:
Jan Hird Pokorny Associates, Inc.
39 West 37th Street, 12A
New York, NY 10018
TEL: 212 759 6462 FAX: 212 759 6540

No.	DESCRIPTION	DATE
1	CD PROGRESS ISSUE 1	15 OCT 14
2	CD PROGRESS ISSUE 2	19 DEC 14
3	D.O.B. SUBMISSION	18 FEB 15
4	CD PROGRESS ISSUE 3	09 MAR 15
	D.O.B. SUBMISSION	27 APR 15
5	CD PROGRESS ISSUE 4	01 JUN 15
6	CD PROGRESS ISSUE 5	10 AUG 15
	D.O.B. AMENDMENT 2	21 SEP 15

0 2'-0" 4'-0" 8'-0"

NOT FOR BID/CONSTRUCTION

Discrepancies must be reported immediately to the Architect before proceeding. Only figured dimensions are to be used. Contractors must check all dimensions on site. This drawing is protected by copyright.

ALL DIMENSIONS ARE SHOWN IN IMPERIAL.

CONSULTANT: AAI ARCHITECTS, P.C.

PROJECT:
217 WEST 57TH STREET
NEW YORK, NY

DRAWING TITLE:
8TH FLOOR PART PLAN (EXTERIOR AMENITIES) (SOUTH-EAST) (MFD-14TH FLOOR)

SEAL & SIGNATURE: REGISTERED ARCHITECT JOSE DAVID JASSEY 022883 STATE OF NEW YORK

DATE:	15 OCT 14
PROJECT No:	1216-00
DRAWN: Author	REV: 6
CHK: Checker	
SCALE: 1/4" = 1'-0"	
DWG No:	A-467.01
DOB PAGE No:	321 of 569

DOB EMPLOYEE STAMP: DOB B-SCAN:

36" x 48" Arch E SHEET SIZE
FILE NAME: C:\Revit Local Files\EXTELL-865-AAI-TWR-CNF_huddarm.rvt
PLOT DATE: 9/22/2015 11:12:03 AM

DEPT OF BLDGS 421263505 Job Number
E350439954 Scan Code

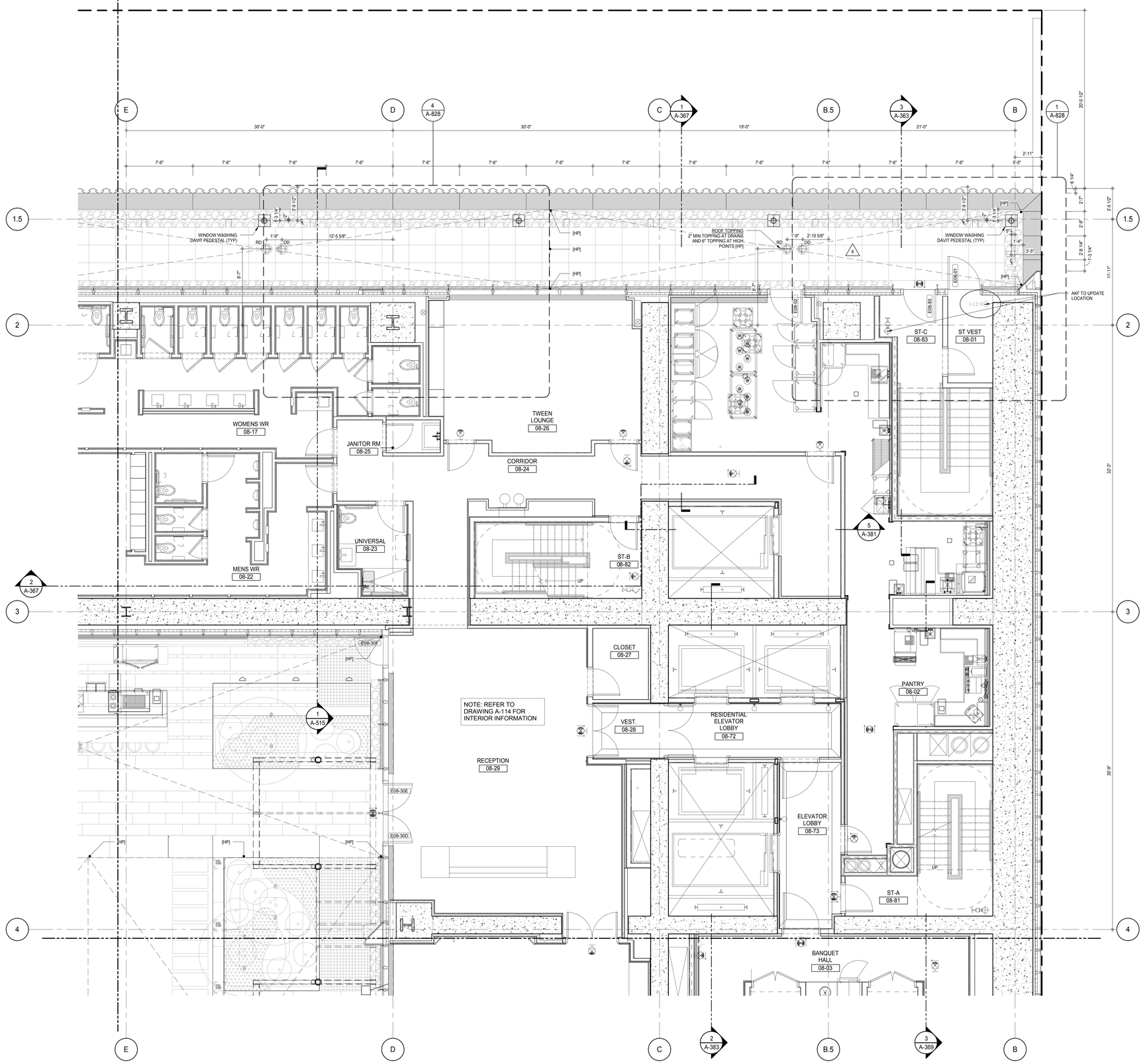

SHEET NOTES:

C1 DASHED LINE DENOTES EXTENT OF 6" HIGH C.I.P. CONCRETE CURB. WIDTH TO MATCH PARTITION UNLESS OTHERWISE NOTED

C2 DASHED LINE DENOTES EXTENT OF 8" HIGH C.I.P. CONCRETE CURB. WIDTH TO MATCH PARTITION UNLESS OTHERWISE NOTED

C3 DASHED LINE DENOTES EXTENT OF 8" HIGH CEMENT BOARD BASE CURB. REFER TO SECTION DETAIL (9) ON SHEET (A-574).

P1 CONCRETE HOUSEKEEPING PAD, HEIGHT, SIZE AND LOCATION TO BE COORDINATED WITH MECHANICAL DRAWINGS.

EDGE OF SLAB IS 11" FROM FACE OF GLASS UNLESS OTHERWISE STATED AND/OR AT SHEAR WALL CONDITIONS.

KEYNOTE LEGEND:

TAG #	DESCRIPTION

KEY PLAN:

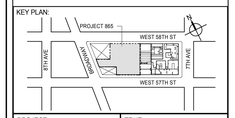

PROJECT NORTH / TRUE NORTH

DEVELOPER:
EXTELL DEVELOPMENT COMPANY
805 THIRD AVENUE, 7TH FLOOR
New York, NY 10022 USA
TEL: 212 712 6000 FAX: 212 712 6100

DESIGN ARCHITECT: Base Building Shell & Core
ADRIAN SMITH + GORDON GILL ARCHITECTURE
111 WEST MONROE STREET SUITE 2300
CHICAGO IL 60603
TEL: 312 920 1888 FAX: 312 920 1775

INTERIOR DESIGNER: Residential
Rottet Architecture and Design Studio, PLLC
298 Fifth Ave, 7th Floor
New York, NY 10001
TEL: 646 998 7000 FAX:

ARCHITECT OF RECORD: Base Building Shell, Core, & Residential
AAI ARCHITECTS, P.C.
401 Wellington St. W., 3rd Floor
Toronto, ON M5V 1E7 Canada
TEL: 416 967 1500 FAX: 416 967 7150

STRUCTURAL ENGINEERS:
WSP CANTOR SEINUK
228 EAST 45th Street
New York, NY 10017 USA
TEL: 212 687 9888 FAX: 646 487 5501

MEP ENGINEERS:
AKF GROUP
165 Broadway, 22nd Floor
New York, NY 10006 USA
TEL: 212 354 5656 FAX: 212 354 5668

GEOTECHNICAL ENGINEERS:
Langan Engineering & Environmental Services
21 Penn Plaza - 360 West 31st Street, 8th Floor
New York, NY 10001-2727
TEL: 212 479 5400 FAX: 212 479 5444

CODE CONSULTANTS:
Construction Consulting Associates
100 Church Street
New York, NY 10007
TEL: 212 385 1818 FAX: 212 385 1911

CURTAINWALL CONSULTANT:
AJLP Consulting
40 Worth Street. Suite 826
New York, NY 10013
TEL: 212 757 5659 FAX: 646 219 8508

LANDMARK/PRESERVATION CONSULTANT:
Jan Hird Pokorny Associates, Inc.
39 West 37th Street, 12A
New York, NY 10018
TEL: 212 759 6462 FAX: 212 759 6540

No.	DESCRIPTION	DATE
1	CD PROGRESS ISSUE 1	15 OCT 14
2	CD PROGRESS ISSUE 2	19 DEC 14
3	D.O.B. SUBMISSION	18 FEB 15
4	CD PROGRESS ISSUE 3	09 MAR 15
	D.O.B. SUBMISSION	27 APR 15
5	CD PROGRESS ISSUE 4	01 JUN 15
6	CD PROGRESS ISSUE 5	10 AUG 15
	D.O.B. AMENDMENT 2	21 SEP 15

0 2'-0" 4'-0" 8'-0"

NOT FOR BID/CONSTRUCTION

Discrepancies must be reported immediately to the Architect before proceeding. Only figured dimensions are to be used. Contractors must check all dimensions on site. This drawing is protected by copyright.

ALL DIMENSIONS ARE SHOWN IN IMPERIAL.

CONSULTANT: AAI ARCHITECTS, P.C.

PROJECT:
217 WEST 57TH STREET
NEW YORK, NY

DRAWING TITLE:
8TH FLOOR PART PLAN (EXTERIOR AMENITIES) (NORTH-EAST) (MFD-14TH FLOOR)

SEAL & SIGNATURE: REGISTERED ARCHITECT MICHAEL DAVID JANSSEN No. 026881 STATE OF NEW YORK

DATE:	15 OCT 14
PROJECT No:	1216-00
DRAWN: Author	REV:
CHK: Checker	6
SCALE: 1/4" = 1'-0"	
DWG No:	A-468.01
DOB PAGE No:	322 of 569

DOB EMPLOYEE STAMP: DOB B-SCAN:

36" x 48" Arch E SHEET SIZE
FILE NAME: C:\Revit local files\EXTELL-865-AAI-TWR-CNE_hedberm.rvt
PLOT DATE: 9/22/2015 11:12:37 AM

DEPT OF BLDGS 421206305 Job Number
E523178899935 Scan Code

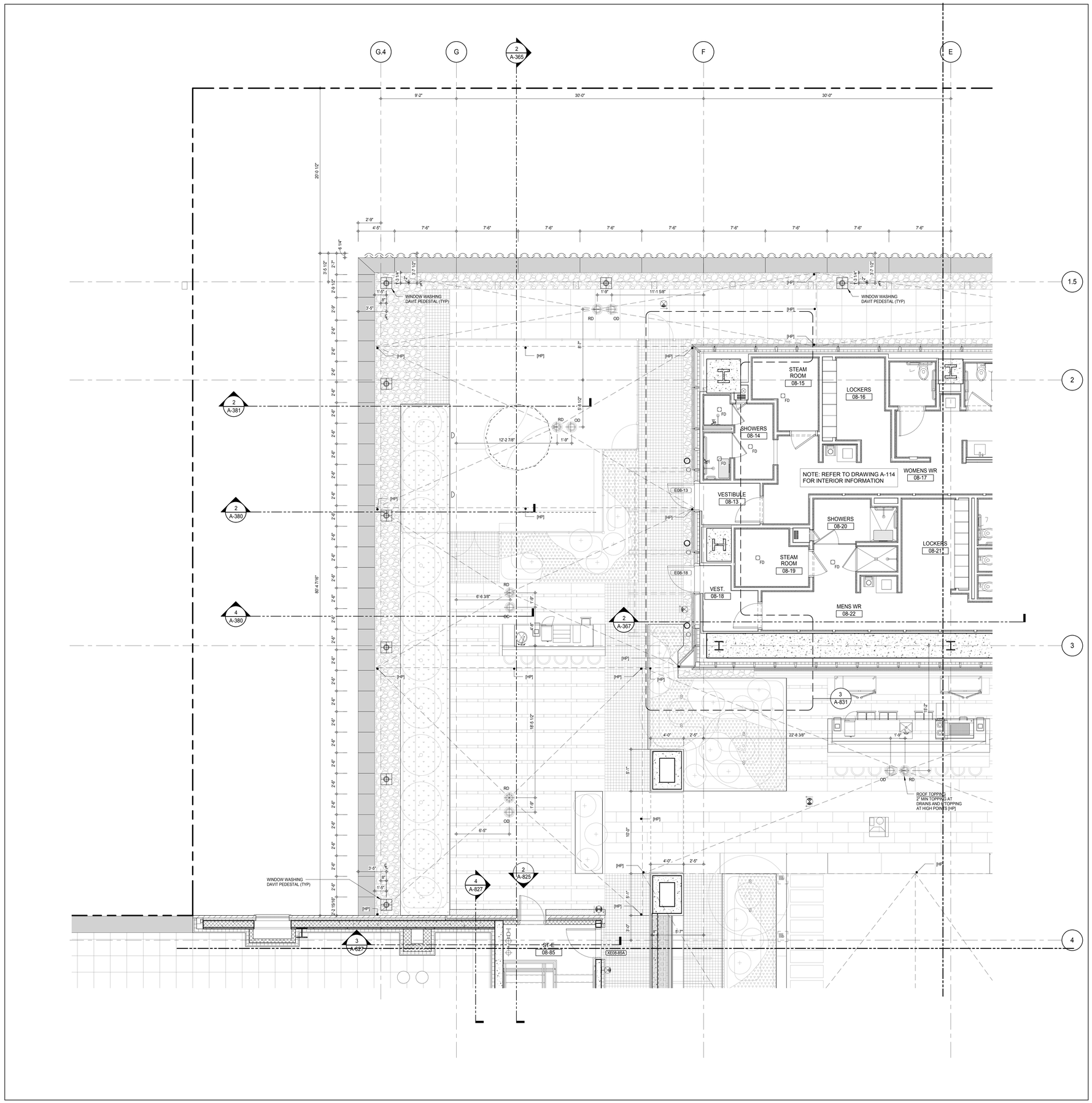

SHEET NOTES:

C1 DASHED LINE DENOTES EXTENT OF 6" HIGH C.I.P. CONCRETE CURB. WIDTH TO MATCH PARTITION UNLESS OTHERWISE NOTED

C2 DASHED LINE DENOTES EXTENT OF 8" HIGH C.I.P. CONCRETE CURB. WIDTH TO MATCH PARTITION UNLESS OTHERWISE NOTED

C3 DASHED LINE DENOTES EXTENT OF 8" HIGH CEMENT BOARD BASE CURB. REFER TO SECTION DETAIL (9) ON SHEET (A-574).

P1 CONCRETE HOUSEKEEPING PAD, HEIGHT, SIZE AND LOCATION TO BE COORDINATED WITH MECHANICAL DRAWINGS.

EDGE OF SLAB IS 11" FROM FACE OF GLASS UNLESS OTHERWISE STATED AND/OR AT SHEAR WALL CONDITIONS.

KEY PLAN:

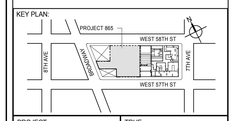

PROJECT NORTH

TRUE NORTH

DEVELOPER:
EXTELL DEVELOPMENT COMPANY
805 THIRD AVENUE, 7TH FLOOR
New York, NY 10022 USA
TEL: 212 712 6000 FAX: 212 712 6100

DESIGN ARCHITECT: Base Building Shell & Core
ADRIAN SMITH + GORDON GILL ARCHITECTURE
111 WEST MONROE STREET SUITE 2300
CHICAGO IL 60603
TEL: 312 920 1888 FAX: 312 920 1775

INTERIOR DESIGNER: Residential
Rottet Architecture and Design Studio, PLLC
298 Fifth Ave, 7th Floor
New York, NY 10001
TEL: 646 998 7000 FAX:

ARCHITECT OF RECORD: Base Building Shell, Core, & Residential
AAI ARCHITECTS, P.C.
401 Wellington St. W., 3rd Floor
Toronto, ON M5V 1E7 Canada
TEL: 416 967 1500 FAX: 416 967 7150

STRUCTURAL ENGINEERS:
WSP CANTOR SEINUK
228 EAST 45th Street
New York, NY 10017 USA
TEL: 212 687 9888 FAX: 646 487 5501

MEP ENGINEERS:
AKF GROUP
165 Broadway, 22nd Floor
New York, NY 10006 USA
TEL: 212 354 5656 FAX: 212 354 5668

GEOTECHNICAL ENGINEERS:
Langan Engineering & Environmental Services
21 Penn Plaza - 360 West 31st Street, 8th Floor
New York, NY 10001-2727
TEL: 212 479 5400 FAX: 212 479 5444

CODE CONSULTANTS:
Construction Consulting Associates
100 Church Street
New York, NY 10007
TEL: 212 385 1818 FAX: 212 385 1911

CURTAINWALL CONSULTANT:
AJLP Consulting
40 Worth Street. Suite 826
New York, NY 10013
TEL: 212 757 5659 FAX: 646 219 8508

LANDMARK/PRESERVATION CONSULTANT:
Jan Hird Pokorny Associates, Inc.
39 West 37th Street, 12A
New York, NY 10018
TEL: 212 759 6462 FAX: 212 759 6540

No.	DESCRIPTION	DATE
1	CD PROGRESS ISSUE 1	15 OCT 14
2	CD PROGRESS ISSUE 2	19 DEC 14
3	D.O.B. SUBMISSION	18 FEB 15
4	CD PROGRESS ISSUE 3	09 MAR 15
	D.O.B. SUBMISSION	27 APR 15
5	CD PROGRESS ISSUE 4	01 JUN 15
6	CD PROGRESS ISSUE 5	10 AUG 15
	D.O.B. AMENDMENT 2	21 SEP 15

0 2' - 0" 4' - 0" 8' - 0"

NOT FOR BID/CONSTRUCTION

Discrepancies must be reported immediately to the Architect before proceeding. Only figured dimensions are to be used. Contractors must check all dimensions on site. This drawing is protected by copyright.

ALL DIMENSIONS ARE SHOWN IN IMPERIAL.

CONSULTANT:

AAI ARCHITECTS, P.C.

PROJECT:

217 WEST 57TH STREET
NEW YORK, NY

DRAWING TITLE:

8TH FLOOR PART PLAN (EXTERIOR AMENITIES) (NORTH-WEST) (MFD-14TH FLOOR)

SEAL & SIGNATURE:

REGISTERED ARCHITECT WAYNE DAVID JAMES AS 026881 STATE OF NEW YORK

DATE:	15 OCT 14
PROJECT No:	1216-00
DRAWN: Author	REV:
CHK: Checker	6
SCALE: 1/4" = 1'-0"	
DWG No:	A-469.01
DOB PAGE No:	323 of 569

DOB EMPLOYEE STAMP:

DOB B-SCAN:

36" x 48" Arch E SHEET SIZE
FILE NAME: C:\Revit Local Files\EXTELL-865-AAI-TWR-CNF_bullpen.rvt
PLOT DATE: 9/22/2015 11:13:54 AM

DEPT OF BLDGS 121263505 Job Number
E3F16DC1D90 Scan Code

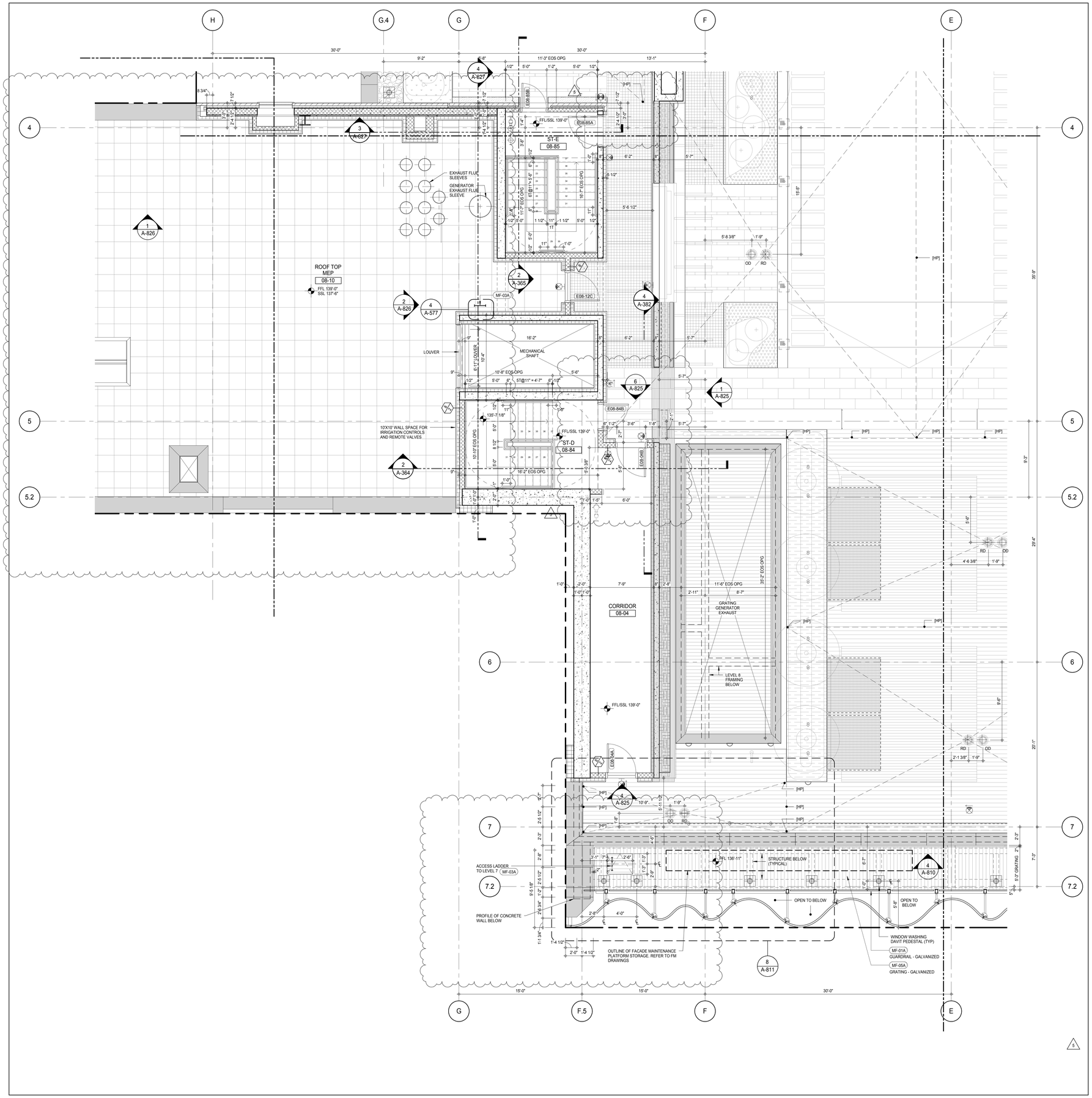

SHEET NOTES:

C1 DASHED LINE DENOTES EXTENT OF 6" HIGH C.I.P. CONCRETE CURB. WIDTH TO MATCH PARTITION UNLESS OTHERWISE NOTED

C2 DASHED LINE DENOTES EXTENT OF 8" HIGH C.I.P. CONCRETE CURB. WIDTH TO MATCH PARTITION UNLESS OTHERWISE NOTED

C3 DASHED LINE DENOTES EXTENT OF 8" HIGH CEMENT BOARD BASE CURB. REFER TO SECTION DETAIL (9) ON SHEET (A-574).

P1 CONCRETE HOUSEKEEPING PAD, HEIGHT, SIZE AND LOCATION TO BE COORDINATED WITH MECHANICAL DRAWINGS.

EDGE OF SLAB IS 11" FROM FACE OF GLASS UNLESS OTHERWISE STATED AND/OR AT SHEAR WALL CONDITIONS.

KEYNOTE LEGEND:

TAG #	DESCRIPTION
MF-01A	GUARDRAIL - GALVANIZED
MF-03A	LADDER - GALVANIZED
MF-05A	GRATING - GALVANIZED

KEY PLAN:

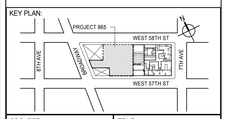

PROJECT NORTH | TRUE NORTH

DEVELOPER:
EXTELL DEVELOPMENT COMPANY
805 THIRD AVENUE, 7TH FLOOR
New York, NY 10022 USA
TEL: 212 712 6000 FAX: 212 712 6100

DESIGN ARCHITECT: Base Building Shell & Core
ADRIAN SMITH + GORDON GILL ARCHITECTURE
111 WEST MONROE STREET SUITE 2300
CHICAGO IL 60603
TEL: 312 920 1888 FAX: 312 920 1775

INTERIOR DESIGNER: Residential
Rottet Architecture and Design Studio, PLLC
298 Fifth Ave, 7th Floor
New York, NY 10001
TEL: 646 998 7000 FAX:

ARCHITECT OF RECORD: Base Building Shell, Core, & Residential
AAI ARCHITECTS, P.C.
401 Wellington St. W., 3rd Floor
Toronto, ON M5V 1E7 Canada
TEL: 416 967 1500 FAX: 416 967 7150

STRUCTURAL ENGINEERS:
WSP CANTOR SEINUK
228 EAST 45th Street
New York, NY 10017 USA
TEL: 212 687 9888 FAX: 646 487 5501

MEP ENGINEERS:
AKF GROUP
165 Broadway, 22nd Floor
New York, NY 10006 USA
TEL: 212 354 5656 FAX: 212 354 5668

GEOTECHNICAL ENGINEERS:
Langan Engineering & Environmental Services
21 Penn Plaza - 360 West 31st Street, 8th Floor
New York, NY 10001-2727
TEL: 212 479 5400 FAX: 212 479 5444

CODE CONSULTANTS:
Construction Consulting Associates
100 Church Street
New York, NY 10007
TEL: 212 385 1818 FAX: 212 385 1911

CURTAINWALL CONSULTANT:
AJLP Consulting
40 Worth Street. Suite 826
New York, NY 10013
TEL: 212 757 5659 FAX: 646 219 8508

LANDMARK/PRESERVATION CONSULTANT:
Jan Hird Pokorny Associates, Inc.
39 West 37th Street, 12A
New York, NY 10018
TEL: 212 759 6462 FAX: 212 759 6540

No.	DESCRIPTION	DATE
1	CD PROGRESS ISSUE 2	19 DEC 14
2	D.O.B. SUBMISSION	18 FEB 15
3	CD PROGRESS ISSUE 3	09 MAR 15
	D.O.B. SUBMISSION	27 APR 15
4	CD PROGRESS ISSUE 4	01 JUN 15
5	CD PROGRESS ISSUE 5	10 AUG 15
	D.O.B. AMENDMENT 2	21 SEP 15

NOT FOR BID/CONSTRUCTION

Discrepancies must be reported immediately to the Architect before proceeding. Only figured dimensions are to be used. Contractors must check all dimensions on site. This drawing is protected by copyright.

ALL DIMENSIONS ARE SHOWN IN IMPERIAL.

CONSULTANT: AAI ARCHITECTS, P.C.

PROJECT:
217 WEST 57TH STREET
NEW YORK, NY

DRAWING TITLE:
8TH FLOOR PART PLAN (EXTERIOR AMENITIES) (SOUTH-WEST) (MFD-14TH FLOOR)

SEAL & SIGNATURE: REGISTERED ARCHITECT RE DAVID JAMES No. 022883 STATE OF NEW YORK

DATE:	19 DEC 14
PROJECT No:	1216-00
DRAWN: Author	REV: 5
CHK: Checker	
SCALE: 1/4" = 1'-0"	
DWG No:	A-470.01
DOB PAGE No:	324 of 569

DOB EMPLOYEE STAMP: DOB B-SCAN:

36" x 48" Arch E SHEET SIZE
FILE NAME: C:\Revit Local Files\EXTELL-865-AAI-TWR-CNE_huslaim.rvt
PLOT DATE: 9/28/2015 11:12:27 AM

DEPT OF BLDGS 421258305 Job Number
E364176230X0 Scan Code

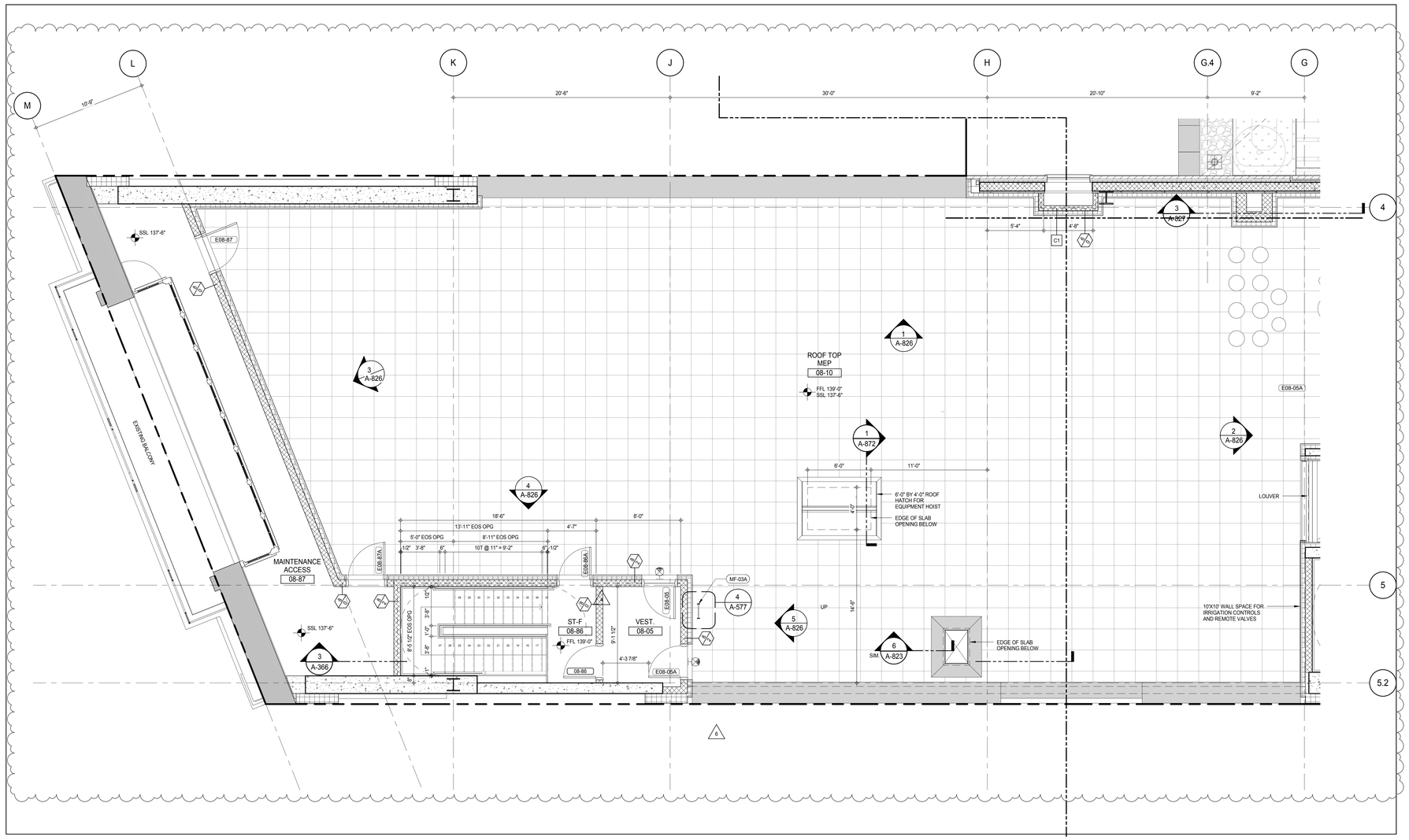

8TH FLOOR PART PLAN (WEST) (1)

1/4" = 1'-0"

SHEET NOTES:

C1 DASHED LINE DENOTES EXTENT OF 6" HIGH C.I.P. CONCRETE CURB. WIDTH TO MATCH PARTITION UNLESS OTHERWISE NOTED

C2 DASHED LINE DENOTES EXTENT OF 8" HIGH C.I.P. CONCRETE CURB. WIDTH TO MATCH PARTITION UNLESS OTHERWISE NOTED

C3 DASHED LINE DENOTES EXTENT OF 8" HIGH CEMENT BOARD BASE CURB. REFER TO SECTION DETAIL (9) ON SHEET (A-574).

P1 CONCRETE HOUSEKEEPING PAD, HEIGHT, SIZE AND LOCATION TO BE COORDINATED WITH MECHANICAL DRAWINGS.

EDGE OF SLAB IS 11" FROM FACE OF GLASS UNLESS OTHERWISE STATED AND/OR AT SHEAR WALL CONDITIONS.

KEYNOTE LEGEND:

TAG #	DESCRIPTION
MF-03A	LADDER - GALVANIZED

KEY PLAN:

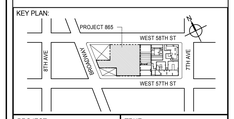

PROJECT NORTH

TRUE NORTH

DEVELOPER:
EXTELL DEVELOPMENT COMPANY
805 THIRD AVENUE, 7TH FLOOR
New York, NY 10022 USA
TEL: 212 712 6000 FAX: 212 712 6100

DESIGN ARCHITECT: Base Building Shell & Core
ADRIAN SMITH + GORDON GILL ARCHITECTURE
111 WEST MONROE STREET SUITE 2300
CHICAGO IL 60603
TEL: 312 920 1888 FAX: 312 920 1775

INTERIOR DESIGNER: Residential
Rottet Architecture and Design Studio, PLLC
298 Fifth Ave, 7th Floor
New York, NY 10001
TEL: 646 998 7000 FAX:

ARCHITECT OF RECORD: Base Building Shell, Core, & Residential
AAI ARCHITECTS, P.C.
401 Wellington St. W., 3rd Floor
Toronto, ON M5V 1E7 Canada
TEL: 416 967 1500 FAX: 416 967 7150

STRUCTURAL ENGINEERS:
WSP CANTOR SEINUK
228 EAST 45th Street
New York, NY 10017 USA
TEL: 212 687 9888 FAX: 646 487 5501

MEP ENGINEERS:
AKF GROUP
165 Broadway, 22nd Floor
New York, NY 10006 USA
TEL: 212 354 5656 FAX: 212 354 5668

GEOTECHNICAL ENGINEERS:
Langan Engineering & Environmental Services
21 Penn Plaza - 360 West 31st Street, 8th Floor
New York, NY 10001-2727
TEL: 212 479 5400 FAX: 212 479 5444

CODE CONSULTANTS:
Construction Consulting Associates
100 Church Street
New York, NY 10007
TEL: 212 385 1818 FAX: 212 385 1911

CURTAINWALL CONSULTANT:
AJLP Consulting
40 Worth Street. Suite 826
New York, NY 10013
TEL: 212 757 5659 FAX: 646 219 8508

LANDMARK/PRESERVATION CONSULTANT:
Jan Hird Pokorny Associates, Inc.
39 West 37th Street, 12A
New York, NY 10018
TEL: 212 759 6462 FAX: 212 759 6540

No.	DESCRIPTION	DATE
1	CD PROGRESS ISSUE 1	15 OCT 14
2	CD PROGRESS ISSUE 2	19 DEC 14
3	D.O.B. SUBMISSION	18 FEB 15
4	CD PROGRESS ISSUE 3	09 MAR 15
	D.O.B. SUBMISSION	27 APR 15
5	CD PROGRESS ISSUE 4	01 JUN 15
6	CD PROGRESS ISSUE 5	10 AUG 15
	D.O.B. AMENDMENT 2	21 SEP 15

NOT FOR BID/CONSTRUCTION

Discrepancies must be reported immediately to the Architect before proceeding. Only figured dimensions are to be used. Contractors must check all dimensions on site. This drawing is protected by copyright.

ALL DIMENSIONS ARE SHOWN IN IMPERIAL.

CONSULTANT:

AAI ARCHITECTS, P.C.

PROJECT:

217 WEST 57TH STREET
NEW YORK, NY

DRAWING TITLE:

8TH FLOOR PLAN (WEST) (MFD-14TH FLOOR)

SEAL & SIGNATURE:

REGISTERED ARCHITECT WAYNE DAVID JAGER No. 028881 STATE OF NEW YORK

DATE:	19 DEC 14
PROJECT No:	1216-00
DRAWN: Author	REV:
CHK: Checker	6
SCALE: 1/4" = 1'-0"	
DWG No:	A-471.01
DOB PAGE No:	325 of 569

DOB EMPLOYEE STAMP:

DOB B-SCAN:

36" x 48" Arch E SHEET SIZE
FILE NAME: C:\Revit Local Files\EXTELL-865-AAI-TWR-CNF_Jagger.rvt
PLOT DATE: 8/20/2015 11:13:47 AM

DEPT OF BLDGS 421258305 Job Number
E3181390639 Scan Code

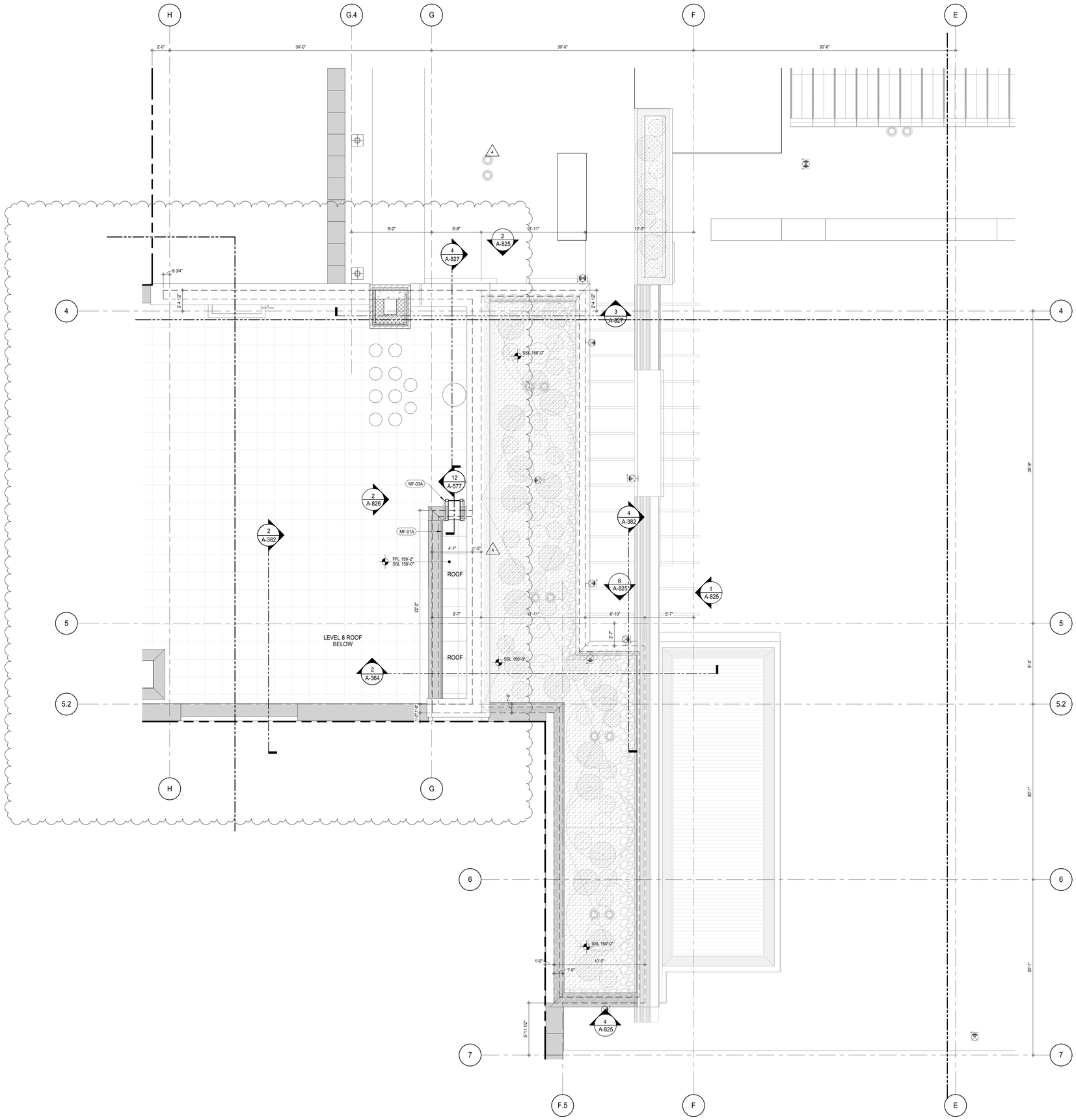

SHEET NOTES:

C1 DASHED LINE DENOTES EXTENT OF 6" HIGH C.I.P. CONCRETE CURB. WIDTH TO MATCH PARTITION UNLESS OTHERWISE NOTED

C2 DASHED LINE DENOTES EXTENT OF 8" HIGH C.I.P. CONCRETE CURB. WIDTH TO MATCH PARTITION UNLESS OTHERWISE NOTED

C3 DASHED LINE DENOTES EXTENT OF 8" HIGH CEMENT BOARD BASE CURB. REFER TO SECTION DETAIL (9) ON SHEET (A-574).

P1 CONCRETE HOUSEKEEPING PAD, HEIGHT, SIZE AND LOCATION TO BE COORDINATED WITH MECHANICAL DRAWINGS.

EDGE OF SLAB IS 11" FROM FACE OF GLASS UNLESS OTHERWISE STATED AND/OR AT SHEAR WALL CONDITIONS.

KEYNOTE LEGEND:

TAG #	DESCRIPTION
MF-01A	GUARDRAIL - GALVANIZED
MF-03A	LADDER - GALVANIZED

KEY PLAN:

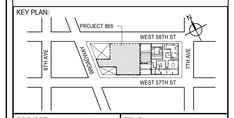

PROJECT NORTH

TRUE NORTH

DEVELOPER:
EXTELL DEVELOPMENT COMPANY
805 THIRD AVENUE, 7TH FLOOR
New York, NY 10022 USA
TEL: 212 712 6000 FAX: 212 712 6100

DESIGN ARCHITECT: Base Building Shell & Core
ADRIAN SMITH + GORDON GILL ARCHITECTURE
111 WEST MONROE STREET SUITE 2300
CHICAGO IL 60603
TEL: 312 920 1888 FAX: 312 920 1775

INTERIOR DESIGNER: Residential
Rottet Architecture and Design Studio, PLLC
298 Fifth Ave, 7th Floor
New York, NY 10001
TEL: 646 998 7000 FAX:

ARCHITECT OF RECORD: Base Building Shell, Core, & Residential
AAI ARCHITECTS, P.C.
401 Wellington St. W., 3rd Floor
Toronto, ON M5V 1E7 Canada
TEL: 416 967 1500 FAX: 416 967 7150

STRUCTURAL ENGINEERS:
WSP CANTOR SEINUK
228 EAST 45th Street
New York, NY 10017 USA
TEL: 212 687 9888 FAX: 646 487 5501

MEP ENGINEERS:
AKF GROUP
165 Broadway, 22nd Floor
New York, NY 10006 USA
TEL: 212 354 5656 FAX: 212 354 5668

GEOTECHNICAL ENGINEERS:
Langan Engineering & Environmental Services
21 Penn Plaza - 360 West 31st Street, 8th Floor
New York, NY 10001-2727
TEL: 212 479 5400 FAX: 212 479 5444

CODE CONSULTANTS:
Construction Consulting Associates
100 Church Street
New York, NY 10007
TEL: 212 385 1818 FAX: 212 385 1911

CURTAINWALL CONSULTANT:
AJLP Consulting
40 Worth Street. Suite 826
New York, NY 10013
TEL: 212 757 5659 FAX: 646 219 8508

LANDMARK/PRESERVATION CONSULTANT:
Jan Hird Pokorny Associates, Inc.
39 West 37th Street, 12A
New York, NY 10018
TEL: 212 759 6462 FAX: 212 759 6540

No.	DESCRIPTION	DATE
1	CD PROGRESS ISSUE 2	19 DEC 14
2	D.O.B. SUBMISSION	18 FEB 15
3	CD PROGRESS ISSUE 3	09 MAR 15
	D.O.B. SUBMISSION	27 APR 15
4	CD PROGRESS ISSUE 4	01 JUN 15
5	CD PROGRESS ISSUE 5	10 AUG 15
	D.O.B. AMENDMENT 2	21 SEP 15

NOT FOR BID/CONSTRUCTION

Discrepancies must be reported immediately to the Architect before proceeding. Only figured dimensions are to be used. Contractors must check all dimensions on site. This drawing is protected by copyright.

ALL DIMENSIONS ARE SHOWN IN IMPERIAL.

CONSULTANT:

AAI ARCHITECTS, P.C.

PROJECT:
217 WEST 57TH STREET
NEW YORK, NY

DRAWING TITLE:
9TH FLOOR PART PLAN
(SOUTH-WEST) (MFD-15TH FLOOR)

SEAL & SIGNATURE:

REGISTERED ARCHITECT ALAN DAVID JASKOL 022883 STATE OF NEW YORK

DATE:	19 DEC 14
PROJECT No:	1216-00
DRAWN: Author	REV: 5
CHK: Checker	
SCALE: 1/4" = 1'-0"	
DWG No:	A-475.01
DOB PAGE No:	326 of 569

DOB EMPLOYEE STAMP:

DOB B-SCAN:

36" x 48" Arch E SHEET SIZE
FILE NAME: C:\Revit Local Files\EXTELL-865-AAI-TWR.CNF_Jaskolem.rvt
PLOT DATE: 9/22/2015 11:14:15 AM

DEPT OF BLDGS 421263605 Job Number
E3446779905 Scan Code

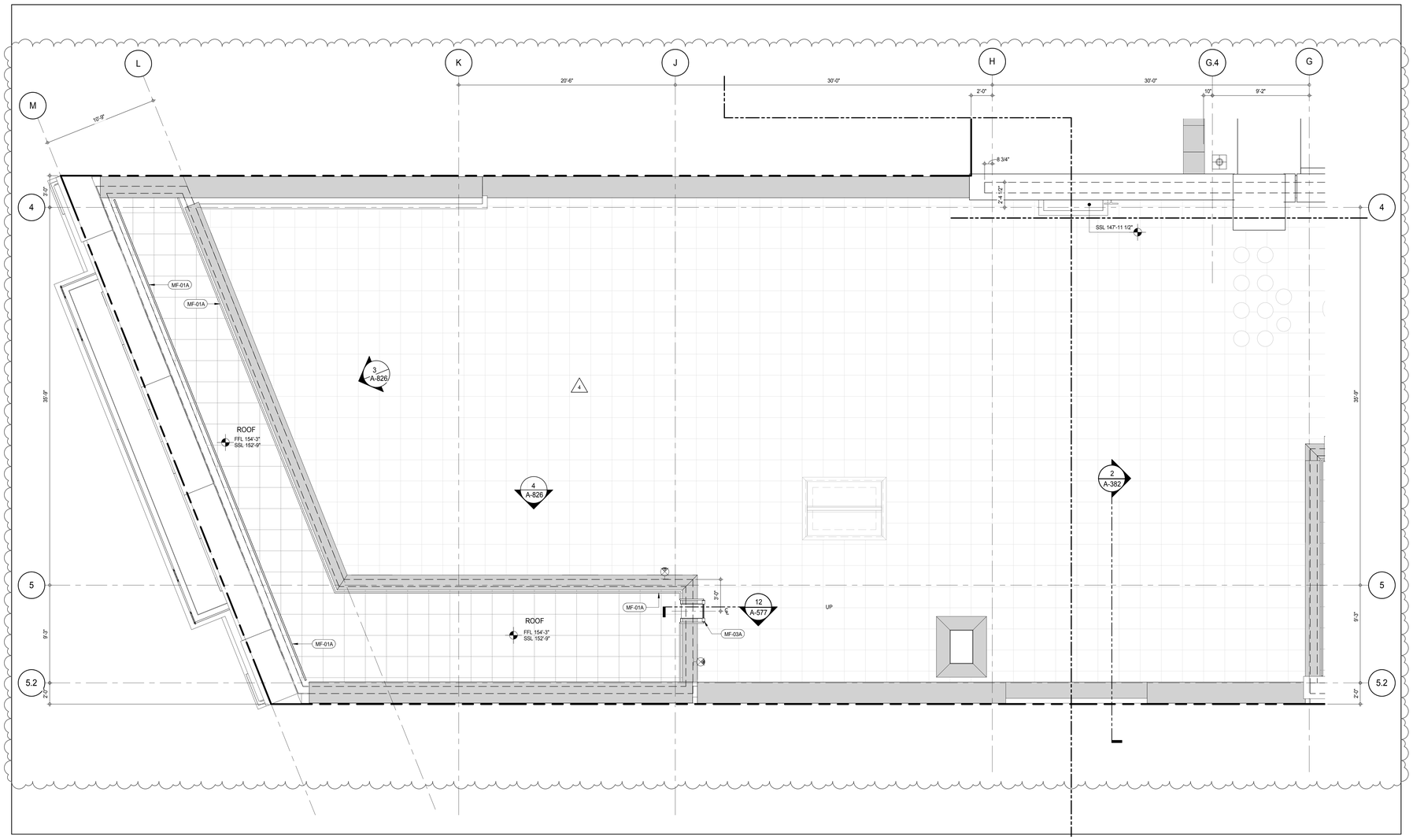

SHEET NOTES:

C1 DASHED LINE DENOTES EXTENT OF 6" HIGH C.I.P. CONCRETE CURB. WIDTH TO MATCH PARTITION UNLESS OTHERWISE NOTED

C2 DASHED LINE DENOTES EXTENT OF 8" HIGH C.I.P. CONCRETE CURB. WIDTH TO MATCH PARTITION UNLESS OTHERWISE NOTED

C3 DASHED LINE DENOTES EXTENT OF 8" HIGH CEMENT BOARD BASE CURB. REFER TO SECTION DETAIL (9) ON SHEET (A-574).

P1 CONCRETE HOUSEKEEPING PAD, HEIGHT, SIZE AND LOCATION TO BE COORDINATED WITH MECHANICAL DRAWINGS.

EDGE OF SLAB IS 11" FROM FACE OF GLASS UNLESS OTHERWISE STATED AND/OR AT SHEAR WALL CONDITIONS.

KEYNOTE LEGEND:

TAG #	DESCRIPTION
MF-01A	GUARDRAIL - GALVANIZED
MF-03A	LADDER - GALVANIZED

KEY PLAN:

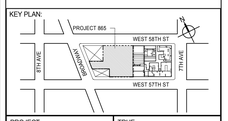

PROJECT NORTH

TRUE NORTH

DEVELOPER:
EXTELL DEVELOPMENT COMPANY
805 THIRD AVENUE, 7TH FLOOR
New York, NY 10022 USA
TEL: 212 712 6000 FAX: 212 712 6100

DESIGN ARCHITECT: Base Building Shell & Core
ADRIAN SMITH + GORDON GILL ARCHITECTURE
111 WEST MONROE STREET SUITE 2300
CHICAGO IL 60603
TEL: 312 920 1888 FAX: 312 920 1775

INTERIOR DESIGNER: Residential
Rottet Architecture and Design Studio, PLLC
298 Fifth Ave, 7th Floor
New York, NY 10001
TEL: 646 998 7000 FAX:

ARCHITECT OF RECORD: Base Building Shell, Core, & Residential
AAI ARCHITECTS, P.C.
401 Wellington St. W., 3rd Floor
Toronto, ON M5V 1E7 Canada
TEL: 416 967 1500 FAX: 416 967 7150

STRUCTURAL ENGINEERS:
WSP CANTOR SEINUK
228 EAST 45th Street
New York, NY 10017 USA
TEL: 212 687 9888 FAX: 646 487 5501

MEP ENGINEERS:
AKF GROUP
165 Broadway, 22nd Floor
New York, NY 10006 USA
TEL: 212 354 5656 FAX: 212 354 5668

GEOTECHNICAL ENGINEERS:
Langan Engineering & Environmental Services
21 Penn Plaza - 360 West 31st Street, 8th Floor
New York, NY 10001-2727
TEL: 212 479 5400 FAX: 212 479 5444

CODE CONSULTANTS:
Construction Consulting Associates
100 Church Street
New York, NY 10007
TEL: 212 385 1818 FAX: 212 385 1911

CURTAINWALL CONSULTANT:
AJLP Consulting
40 Worth Street. Suite 826
New York, NY 10013
TEL: 212 757 5659 FAX: 646 219 8508

LANDMARK/PRESERVATION CONSULTANT:
Jan Hird Pokorny Associates, Inc.
39 West 37th Street, 12A
New York, NY 10018
TEL: 212 759 6462 FAX: 212 759 6540

No.	DESCRIPTION	DATE
1	CD PROGRESS ISSUE 2	19 DEC 14
2	D.O.B. SUBMISSION	18 FEB 15
3	CD PROGRESS ISSUE 3	09 MAR 15
	D.O.B. SUBMISSION	27 APR 15
4	CD PROGRESS ISSUE 4	01 JUN 15
5	CD PROGRESS ISSUE 5	10 AUG 15
	D.O.B. AMENDMENT 2	21 SEP 15

NOT FOR BID/CONSTRUCTION

Discrepancies must be reported immediately to the Architect before proceeding. Only figured dimensions are to be used. Contractors must check all dimensions on site. This drawing is protected by copyright.

ALL DIMENSIONS ARE SHOWN IN IMPERIAL.

CONSULTANT:
AAI ARCHITECTS, P.C.

PROJECT:
217 WEST 57TH STREET
NEW YORK, NY

DRAWING TITLE:
9TH FLOOR PART PLAN (WEST)
(MFD-15TH FLOOR)

SEAL & SIGNATURE:
REGISTERED ARCHITECT
JAMES DAVID JANSSEN
No. 026881
STATE OF NEW YORK

DATE:	19 DEC 14
PROJECT No:	1216-00
DRAWN: Author	REV:
CHK: Checker	5
SCALE: 1/4" = 1'-0"	
DWG No:	A-476.01
DOB PAGE No:	327 of 569

DOB EMPLOYEE STAMP:

DOB B-SCAN:

36" x 48" Arch E SHEET SIZE
FILE NAME: C:\Revit Local Files\EXTELL-865-AAI-TWR-CNE_healerm.rvt
PLOT DATE: 9/22/2015 11:14:29 AM

DEPT OF BLDGS 421263505 Job Number
E344318937A Scan Code

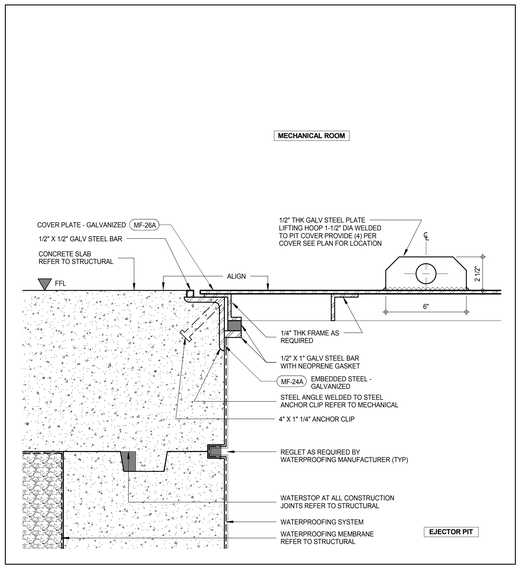

SECTION DETAIL - EJECTOR PIT COVER (10)
A-501
3" = 1'-0"

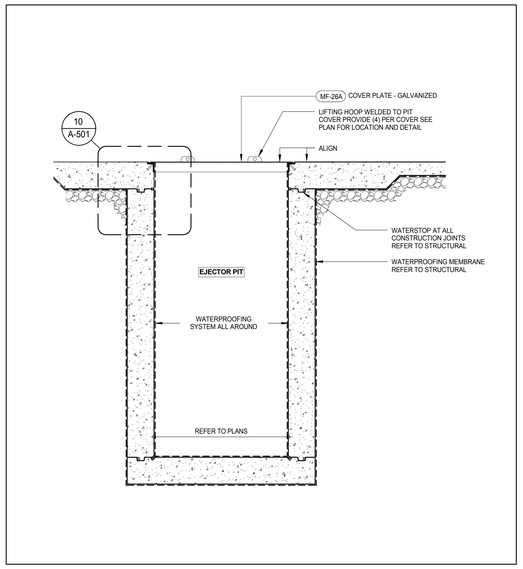

SECTION DETAIL - EJECTOR PUMP PIT SECTION (6)
A-501
1/2" = 1'-0"

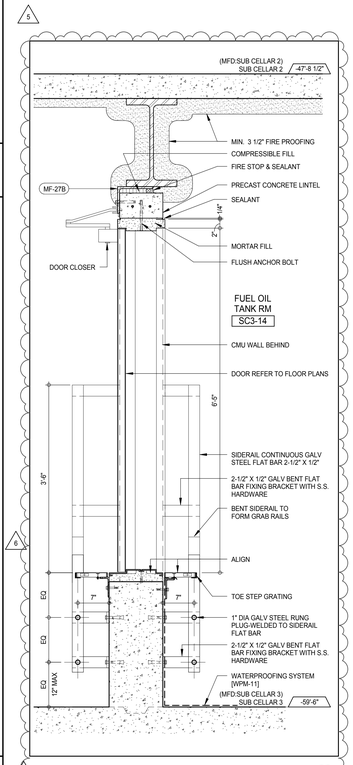

SECTION - FUEL TANK ACCESS LADDER (12)
A-501
1" = 1'-0"

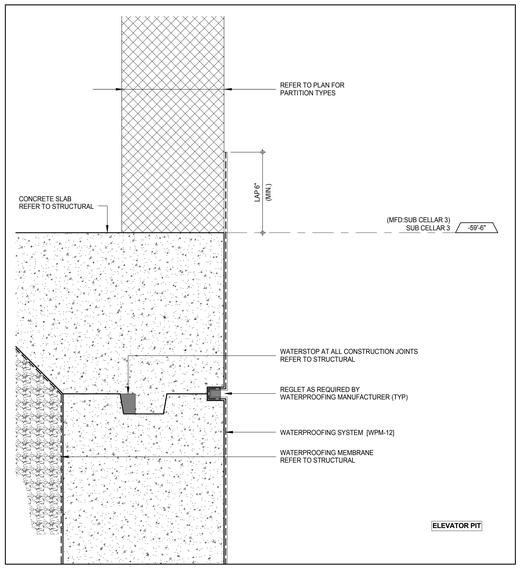

SECTION DETAIL - ELEVATOR PIT (9)
A-501
3" = 1'-0"

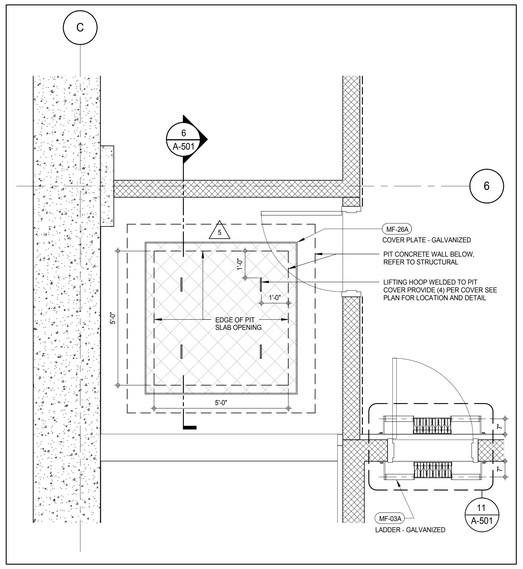

PLAN DETAIL - EJECTOR PUMP PIT (5)
A-401
1/2" = 1'-0"

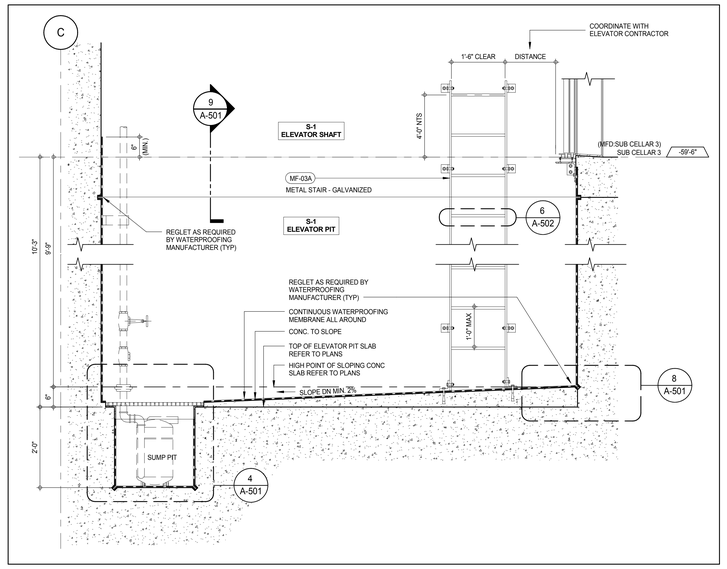

SECTION DETAIL - PIT (SERVICE ELEVATOR S-1) (2)
A-501
3/4" = 1'-0"

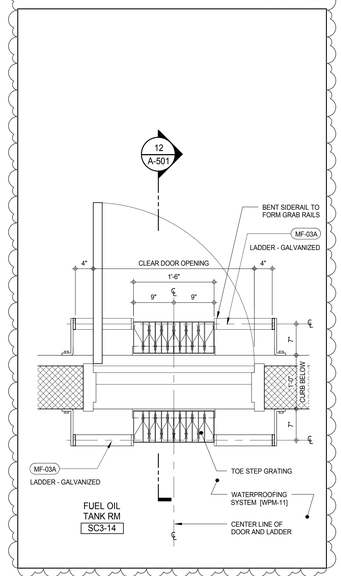

PLAN DETAIL - FUEL TANK ACCESS LADDER (11)
A-401
1" = 1'-0"

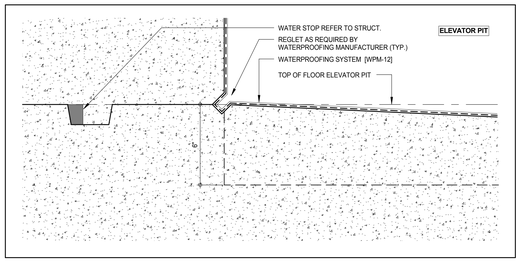

SECTION DETAIL - ELEVATOR PIT (8)
A-381
3" = 1'-0"

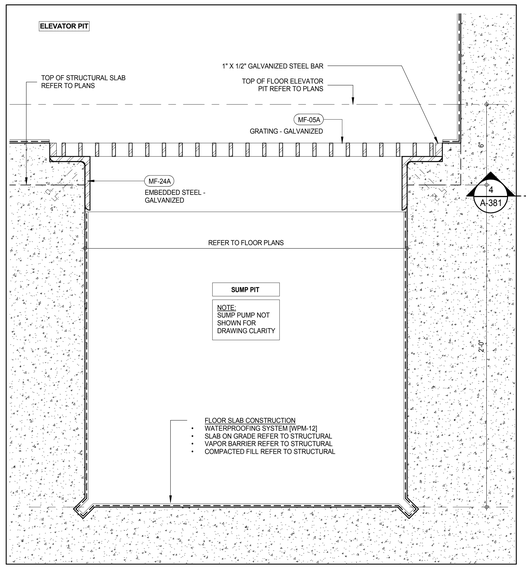

SECTION DETAIL - TYPICAL SUMP PIT (4)
A-380
3" = 1'-0"

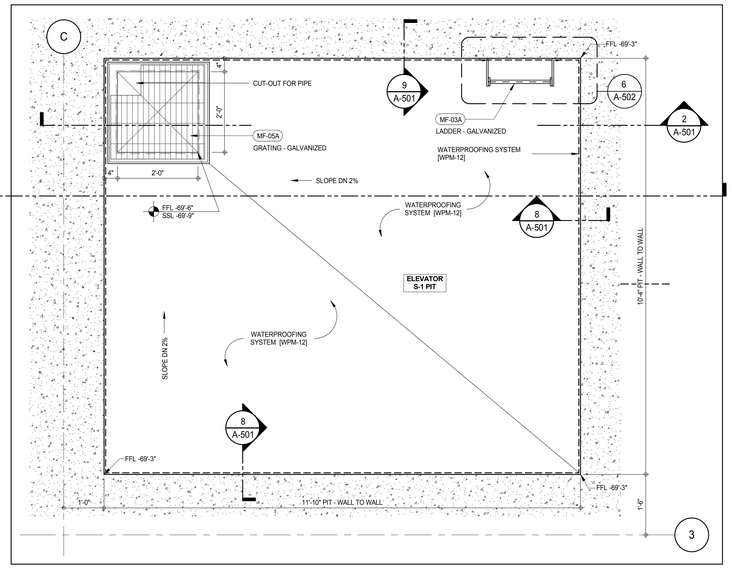

PLAN DETAIL - TYPICAL SUMP PIT (SERVICE ELEVATOR S-1) (1)
A-402
3/4" = 1'-0"

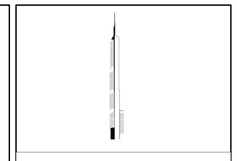

KEY PLAN:

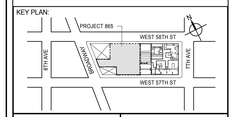

PROJECT NORTH

TRUE NORTH

DEVELOPER:
EXTELL DEVELOPMENT COMPANY
805 THIRD AVENUE, 7TH FLOOR
New York, NY 10022 USA
TEL: 212 712 6000 FAX: 212 712 6100

DESIGN ARCHITECT: Base Building Shell & Core
ADRIAN SMITH + GORDON GILL ARCHITECTURE
111 WEST MONROE STREET SUITE 2300
CHICAGO IL 60603
TEL: 312 920 1888 FAX: 312 920 1775

INTERIOR DESIGNER: Residential
Rottet Architecture and Design Studio, PLLC
298 Fifth Ave, 7th Floor
New York, NY 10001
TEL: 646 998 7000 FAX:

ARCHITECT OF RECORD: Base Building Shell, Core, & Residential
AAI ARCHITECTS, P.C.
401 Wellington St. W., 3rd Floor
Toronto, ON M5V 1E7 Canada
TEL: 416 967 1500 FAX: 416 967 7150

STRUCTURAL ENGINEERS:
WSP CANTOR SEINUK
228 EAST 45th Street
New York, NY 10017 USA
TEL: 212 687 9888 FAX: 646 487 5501

MEP ENGINEERS:
AKF GROUP
165 Broadway, 22nd Floor
New York, NY 10006 USA
TEL: 212 354 5656 FAX: 212 354 5668

GEOTECHNICAL ENGINEERS:
Langan Engineering & Environmental Services
21 Penn Plaza - 360 West 31st Street, 8th Floor
New York, NY 10001-2727
TEL: 212 479 5400 FAX: 212 479 5444

CODE CONSULTANTS:
Construction Consulting Associates
100 Church Street
New York, NY 10007
TEL: 212 385 1818 FAX: 212 385 1911

CURTAINWALL CONSULTANT:
AJLP Consulting
40 Worth Street. Suite 826
New York, NY 10013
TEL: 212 757 5659 FAX: 646 219 8508

LANDMARK/PRESERVATION CONSULTANT:
Jan Hird Pokorny Associates, Inc.
39 West 37th Street, 12A
New York, NY 10018
TEL: 212 759 6462 FAX: 212 759 6540

No.	DESCRIPTION	DATE
1	CD PROGRESS ISSUE 1	15 OCT 14
2	CD PROGRESS ISSUE 2	19 DEC 14
3	D.O.B. SUBMISSION	18 FEB 15
4	CD PROGRESS ISSUE 3	09 MAR 15
	D.O.B. SUBMISSION	27 APR 15
5	CD PROGRESS ISSUE 4	01 JUN 15
6	CD PROGRESS ISSUE 5	10 AUG 15
	D.O.B. AMENDMENT 2	21 SEP 15

NOT FOR BID/CONSTRUCTION

Discrepancies must be reported immediately to the Architect before proceeding. Only figured dimensions are to be used. Contractors must check all dimensions on site. This drawing is protected by copyright.

ALL DIMENSIONS ARE SHOWN IN IMPERIAL.

CONSULTANT:

AAI ARCHITECTS, P.C.

PROJECT:

217 WEST 57TH STREET
NEW YORK, NY

DRAWING TITLE:

ELEVATOR PIT, SUMP PIT & EJECTOR PIT DETAILS

SEAL & SIGNATURE:

REGISTERED ARCHITECT ADRIAN DAVID JAMES AA 028581 STATE OF NEW YORK

DATE:	15 OCT 14
PROJECT No:	1216-00
DRAWN: Author	REV: 6
CHK: Checker	
SCALE: As indicated	
DWG No:	**A-501.01**
DOB PAGE No:	328 of 569

DOB EMPLOYEE STAMP:

DOB B-SCAN:

36" x 48" Arch E SHEET SIZE
FILE NAME: C:\Revit Local Files\EXTELL-865-AAI-TYWI-CNF_Jsedlarim.rvt
PLOT DATE: 9/02/2015 11:15:54 AM

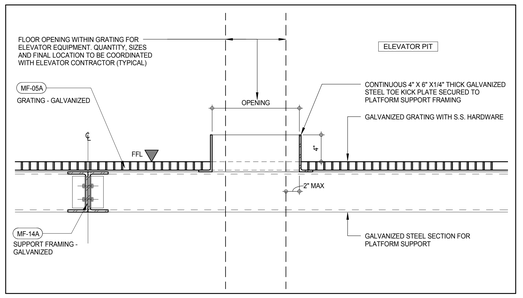

SECTION DETAIL - PLATFORM GRATING EDGE (7)
A-383
1 1/2" = 1'-0"

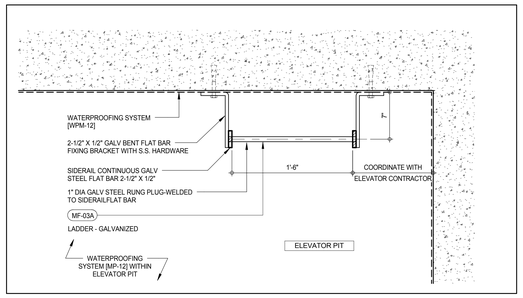

PLAN DETAIL - ELEVATOR PIT LADDER (6)
A-501
1 1/2" = 1'-0"

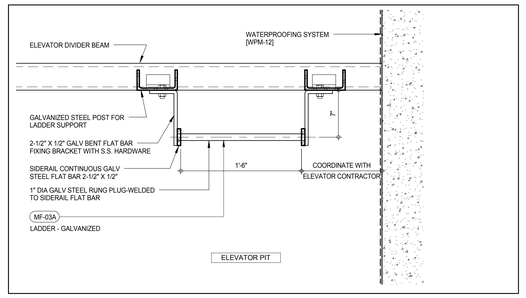

PLAN DETAIL - ELEVATOR PIT LADDER (3)
A-502
1 1/2" = 1'-0"

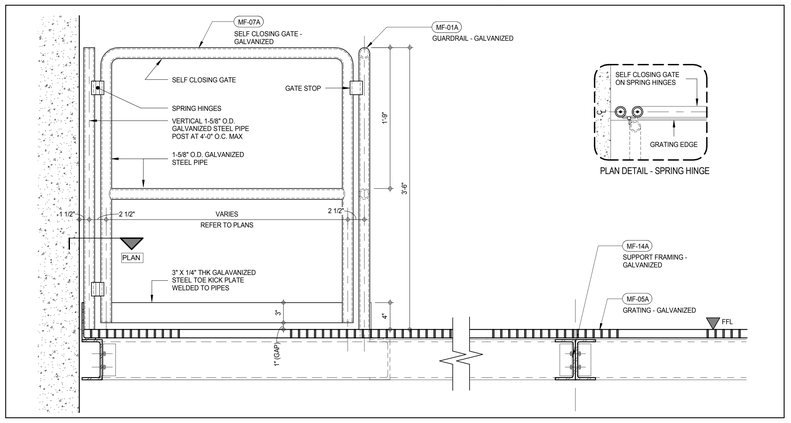

SECTION DETAIL - SELF CLOSING GATE AT PLATFORM (5)
A-383
1 1/2" = 1'-0"

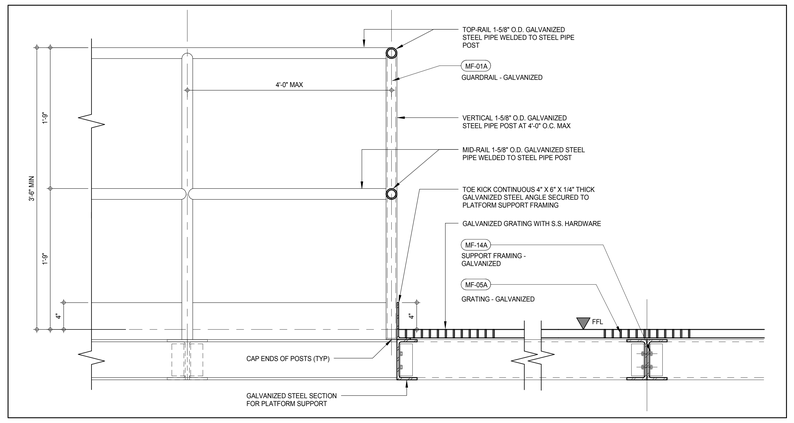

SECTION DETAIL- GUARDRAIL AT PLATFORM (2)
A-383
1 1/2" = 1'-0"

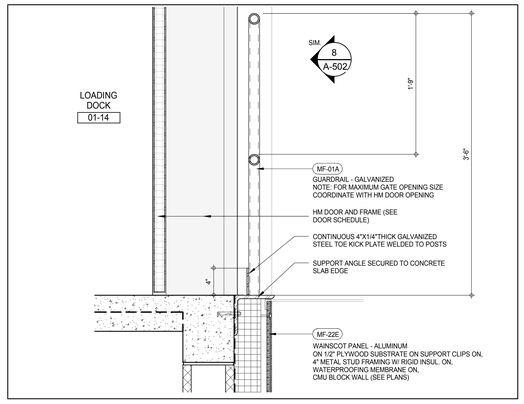

SECTION DETAIL - GATE AT LOADING DOCK MAN DOOR (9)
A-509
1 1/2" = 1'-0"

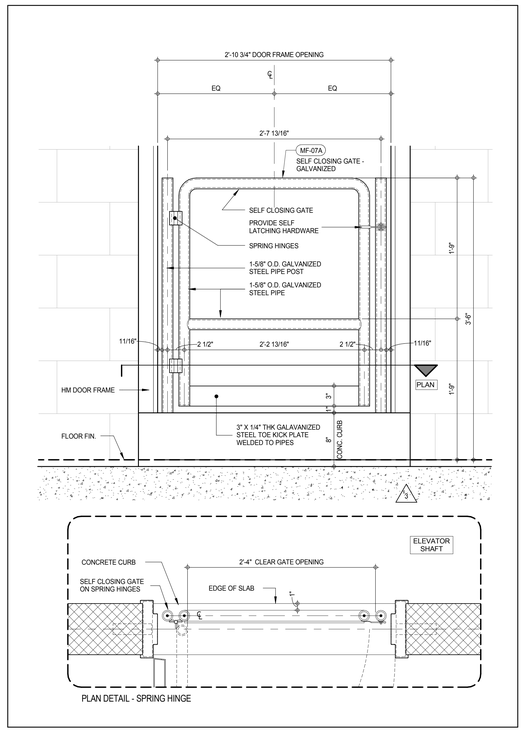

SECTION DETAIL - SELF CLOSING GATE AT FREIGHT ELEVATOR S-1 (8)
A-381
1 1/2" = 1'-0"

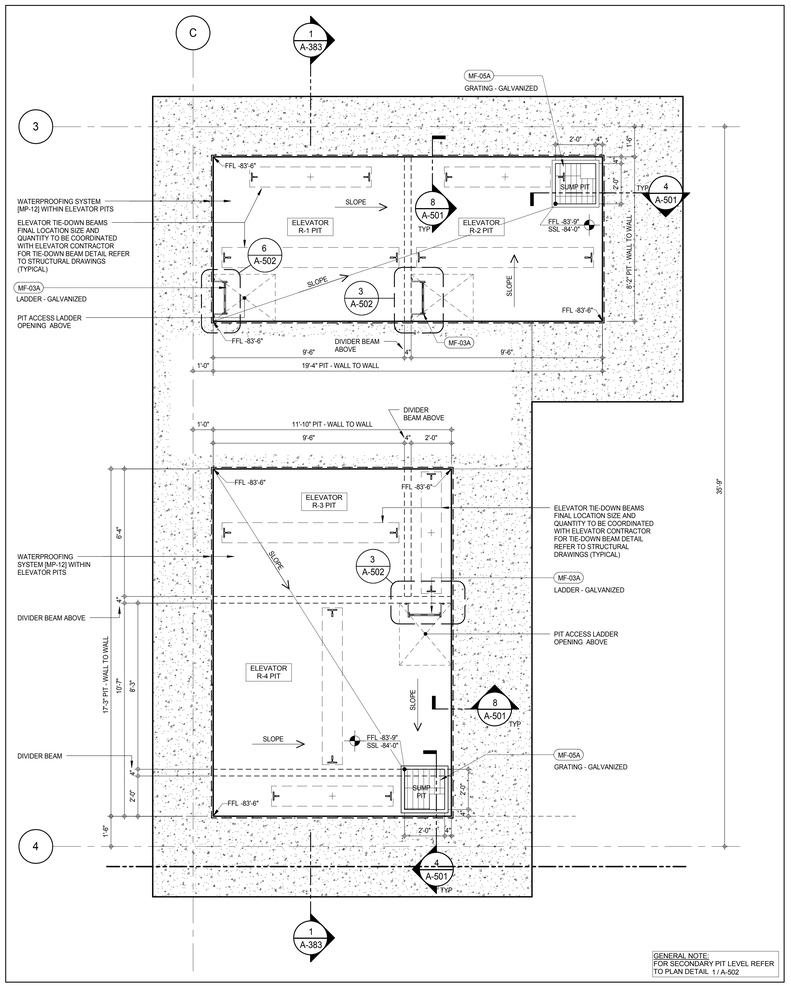

PARTIAL PLAN - TOWER ELEVATOR PITS (4)
A-402
3/8" = 1'-0"

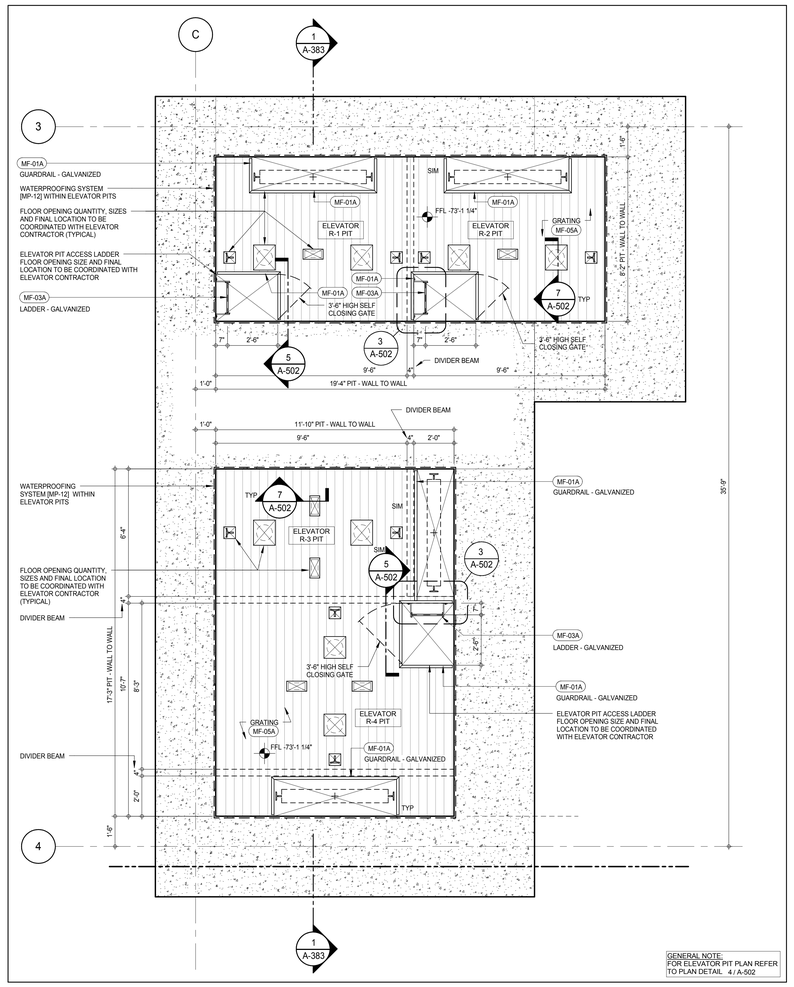

PARTIAL PLAN - TOWER ELEVATOR INTERMEDIATE PIT LEVEL (1)
3/8" = 1'-0"

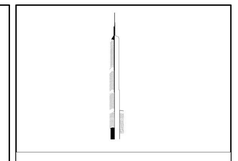

KEY PLAN:

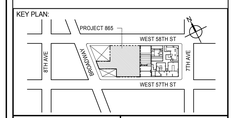

PROJECT NORTH: TRUE NORTH

DEVELOPER:
EXTELL DEVELOPMENT COMPANY
805 THIRD AVENUE, 7TH FLOOR
New York, NY 10022 USA
TEL: 212 712 6000 FAX: 212 712 6100

DESIGN ARCHITECT: Base Building Shell & Core
ADRIAN SMITH + GORDON GILL ARCHITECTURE
111 WEST MONROE STREET SUITE 2300
CHICAGO IL 60603
TEL: 312 920 1888 FAX: 312 920 1775

INTERIOR DESIGNER: Residential
Rottet Architecture and Design Studio, PLLC
298 Fifth Ave, 7th Floor
New York, NY 10001
TEL: 646 998 7000 FAX:

ARCHITECT OF RECORD: Base Building Shell, Core, & Residential
AAI ARCHITECTS, P.C.
401 Wellington St. W., 3rd Floor
Toronto, ON M5V 1E7 Canada
TEL: 416 967 1500 FAX: 416 967 7150

STRUCTURAL ENGINEERS:
WSP CANTOR SEINUK
228 EAST 45th Street
New York, NY 10017 USA
TEL: 212 687 9888 FAX: 646 487 5501

MEP ENGINEERS:
AKF GROUP
165 Broadway, 22nd Floor
New York, NY 10006 USA
TEL: 212 354 5656 FAX: 212 354 5668

GEOTECHNICAL ENGINEERS:
Langan Engineering & Environmental Services
21 Penn Plaza - 360 West 31st Street, 8th Floor
New York, NY 10001-2727
TEL: 212 479 5400 FAX: 212 479 5444

CODE CONSULTANTS:
Construction Consulting Associates
100 Church Street
New York, NY 10007
TEL: 212 385 1818 FAX: 212 385 1911

CURTAINWALL CONSULTANT:
AJLP Consulting
40 Worth Street. Suite 826
New York, NY 10013
TEL: 212 757 5659 FAX: 646 219 8508

LANDMARK/PRESERVATION CONSULTANT:
Jan Hird Pokorny Associates, Inc.
39 West 37th Street, 12A
New York, NY 10018
TEL: 212 759 6462 FAX: 212 759 6540

No.	DESCRIPTION	DATE
1	CD PROGRESS ISSUE 3	09 MAR 15
2	CD PROGRESS ISSUE 4	01 JUN 15
3	CD PROGRESS ISSUE 5	10 AUG 15
	D.O.B. AMENDMENT 2	21 SEP 15

NOT FOR BID/CONSTRUCTION

Discrepancies must be reported immediately to the Architect before proceeding. Only figured dimensions are to be used. Contractors must check all dimensions on site. This drawing is protected by copyright.

ALL DIMENSIONS ARE SHOWN IN IMPERIAL.

CONSULTANT:
AAI ARCHITECTS, P.C.

PROJECT:
217 WEST 57TH STREET
NEW YORK, NY

DRAWING TITLE:
TOWER ELEVATOR ENLARGED PIT PLANS AND DETAILS

SEAL & SIGNATURE:

DATE:	09 MAR 15
PROJECT No:	1216-00
DRAWN: Author	REV: 3
CHK: Checker	
SCALE: As indicated	
DWG No:	**A-502.00**
DOB PAGE No:	329 of 569

DOB EMPLOYEE STAMP: DOB B-SCAN:

36" x 48" Arch E SHEET SIZE

FILE NAME: C:\Revit Local Files\EXTELL-865-AAI-TWR-CNE_hardcentr.rvt
PLOT DATE: 9/22/2015 11:19:59 AM

DEPT OF BLDGS 421236426 Job Number
ES 916 421870 Scan Code

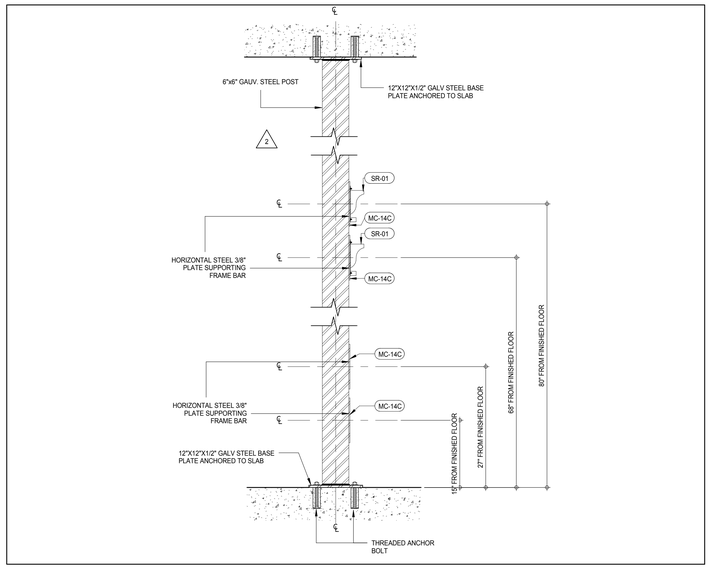

STEEL FRAME MOUNTED RESIDENTIAL BIKE STORAGE SYSTEM SECTION 3

A-503
1" = 1'-0"

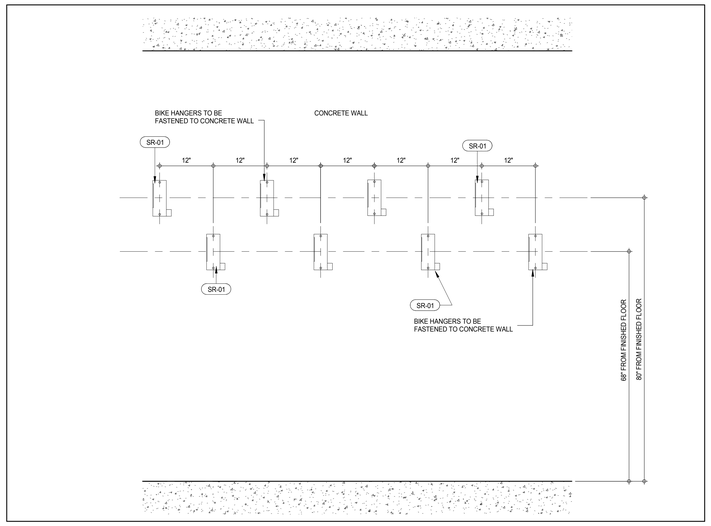

WALL MOUNTED RESIDENTIAL BIKE STORAGE SYSTEM 2

A-402
1" = 1'-0"

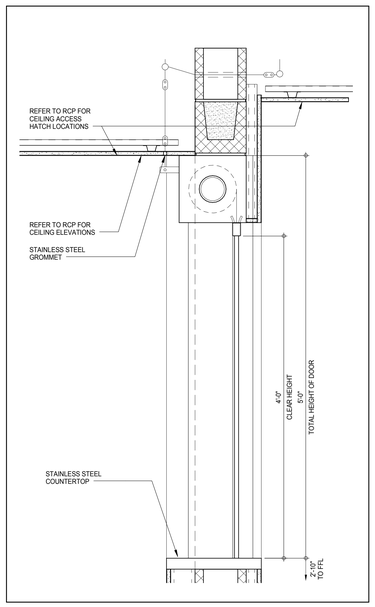

SECTION DETAIL - FIRE RATED COUNTER SHUTTER 4

A-901
1 1/2" = 1'-0"

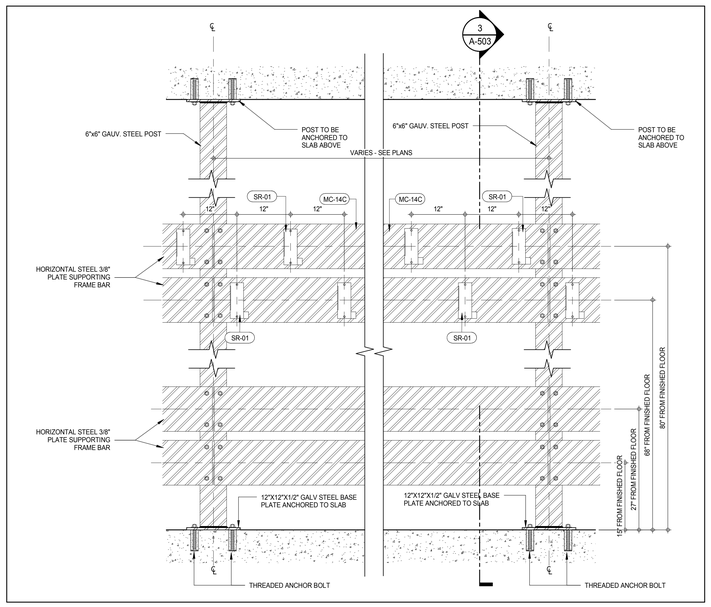

STEEL FRAME MOUNTED RESIDENTIAL BIKE STORAGE SYSTEM 1

A-402
1" = 1'-0"

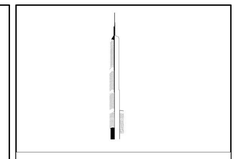

KEY PLAN:

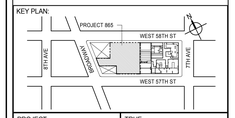

PROJECT NORTH

TRUE NORTH

DEVELOPER:
EXTELL DEVELOPMENT COMPANY
805 THIRD AVENUE, 7TH FLOOR
New York, NY 10022 USA
TEL: 212 712 6000 FAX: 212 712 6100

DESIGN ARCHITECT: Base Building Shell & Core
ADRIAN SMITH + GORDON GILL ARCHITECTURE
111 WEST MONROE STREET SUITE 2300
CHICAGO IL 60603
TEL: 312 920 1888 FAX: 312 920 1775

INTERIOR DESIGNER: Residential
Rottet Architecture and Design Studio, PLLC
298 Fifth Ave, 7th Floor
New York, NY 10001
TEL: 646 998 7000 FAX:

ARCHITECT OF RECORD: Base Building Shell, Core, & Residential
AAI ARCHITECTS, P.C.
401 Wellington St. W., 3rd Floor
Toronto, ON M5V 1E7 Canada
TEL: 416 967 1500 FAX: 416 967 7150

STRUCTURAL ENGINEERS:
WSP CANTOR SEINUK
228 EAST 45th Street
New York, NY 10017 USA
TEL: 212 687 9888 FAX: 646 487 5501

MEP ENGINEERS:
AKF GROUP
165 Broadway, 22nd Floor
New York, NY 10006 USA
TEL: 212 354 5656 FAX: 212 354 5668

GEOTECHNICAL ENGINEERS:
Langan Engineering & Environmental Services
21 Penn Plaza - 360 West 31st Street, 8th Floor
New York, NY 10001-2727
TEL: 212 479 5400 FAX: 212 479 5444

CODE CONSULTANTS:
Construction Consulting Associates
100 Church Street
New York, NY 10007
TEL: 212 385 1818 FAX: 212 385 1911

CURTAINWALL CONSULTANT:
AJLP Consulting
40 Worth Street. Suite 826
New York, NY 10013
TEL: 212 757 5659 FAX: 646 219 8508

LANDMARK/PRESERVATION CONSULTANT:
Jan Hird Pokorny Associates, Inc.
39 West 37th Street, 12A
New York, NY 10018
TEL: 212 759 6462 FAX: 212 759 6540

No.	DESCRIPTION	DATE
1	CD PROGRESS ISSUE 4	01 JUN 15
2	CD PROGRESS ISSUE 5	10 AUG 15
	D.O.B. AMENDMENT 2	21 SEP 15

NOT FOR BID/CONSTRUCTION

Discrepancies must be reported immediately to the Architect before proceeding. Only figured dimensions are to be used. Contractors must check all dimensions on site. This drawing is protected by copyright.

ALL DIMENSIONS ARE SHOWN IN IMPERIAL.

CONSULTANT:

AAI ARCHITECTS, P.C.

PROJECT:
217 WEST 57TH STREET
NEW YORK, NY

DRAWING TITLE:
MISC. BOH DETAILS

SEAL & SIGNATURE:

REGISTERED ARCHITECT WAYNE DAVID JAMES 026885 STATE OF NEW YORK

DATE:	01 JUN 15
PROJECT No:	1216-00
DRAWN: Author	REV:
CHK. Checker	2
SCALE: As indicated	
DWG No:	A-503.00
DOB PAGE No:	330 of 569

DOB EMPLOYEE STAMP:

DOB B-SCAN:

36" x 48" Arch E SHEET SIZE
FILE NAME: C:\Revit Local Files\EXTELL-865-AAI-TWR-CNF_Jsaltarin.rvt
PLOT DATE: 6/22/2015 11:15:53 AM

DEPT OF BLDGS 421253305 Job Number
E540795345 Scan Code

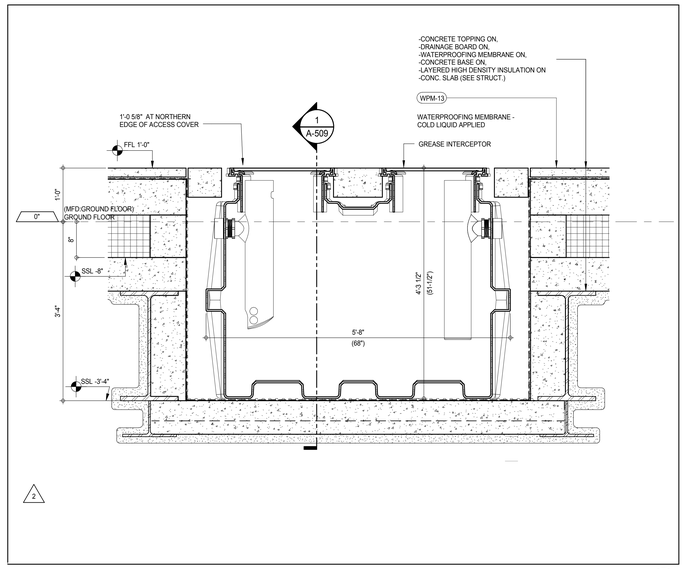

SECTION DETAIL - GREASE INTERCEPTOR PIT 7
A-421
1" = 1'-0"

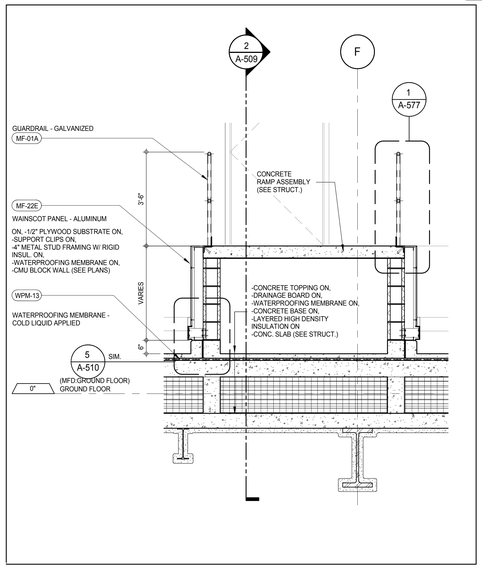

SECTION DETAIL - RAMP AT LOADING BERTH 6
A-509
1/2" = 1'-0"

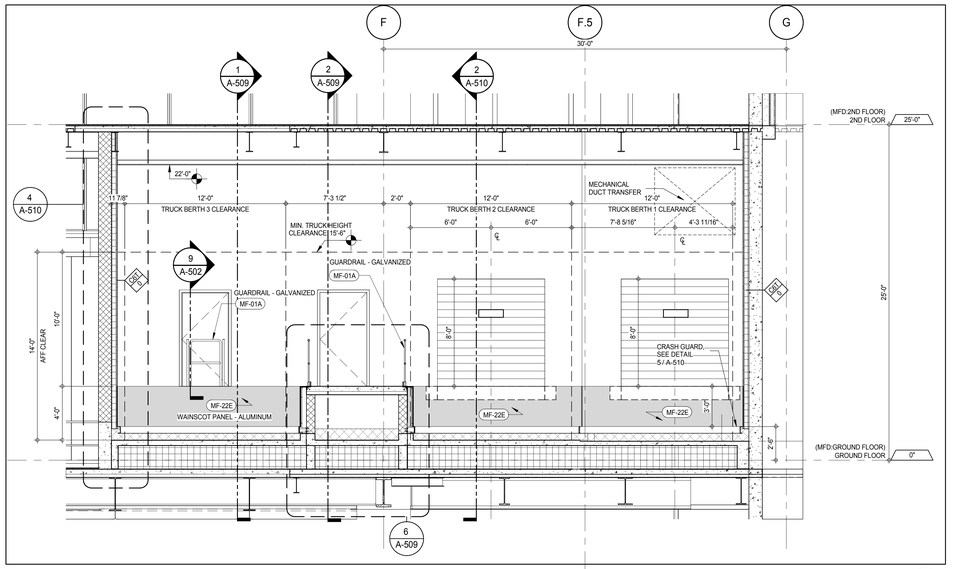

LOADING BERTH - SOUTH ELEVATION 3
A-106
1/4" = 1'-0"

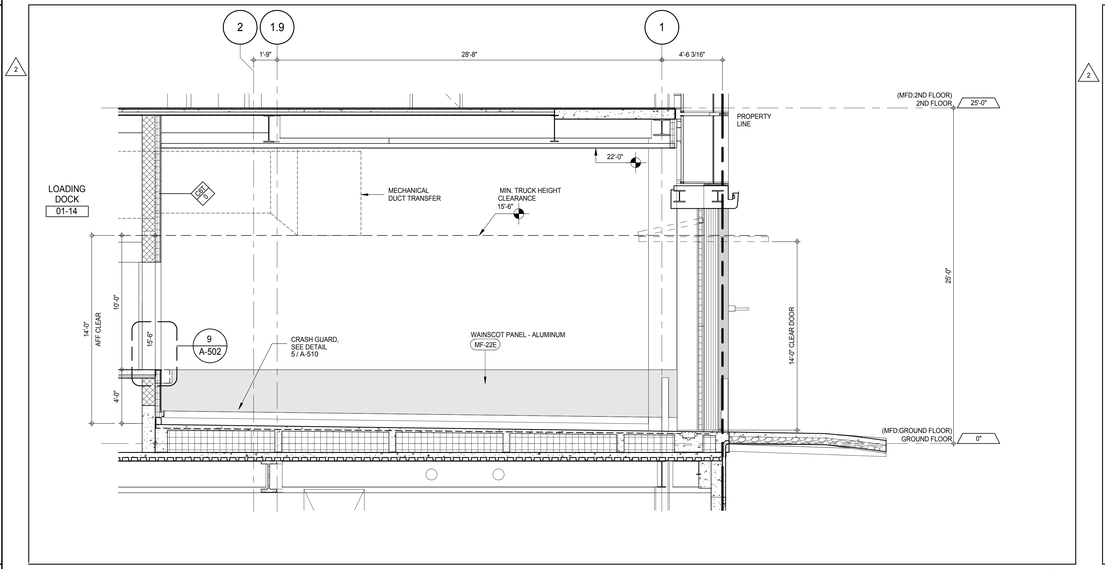

LOADING BERTH - WEST ELEVATION 5
A-106
1/4" = 1'-0"

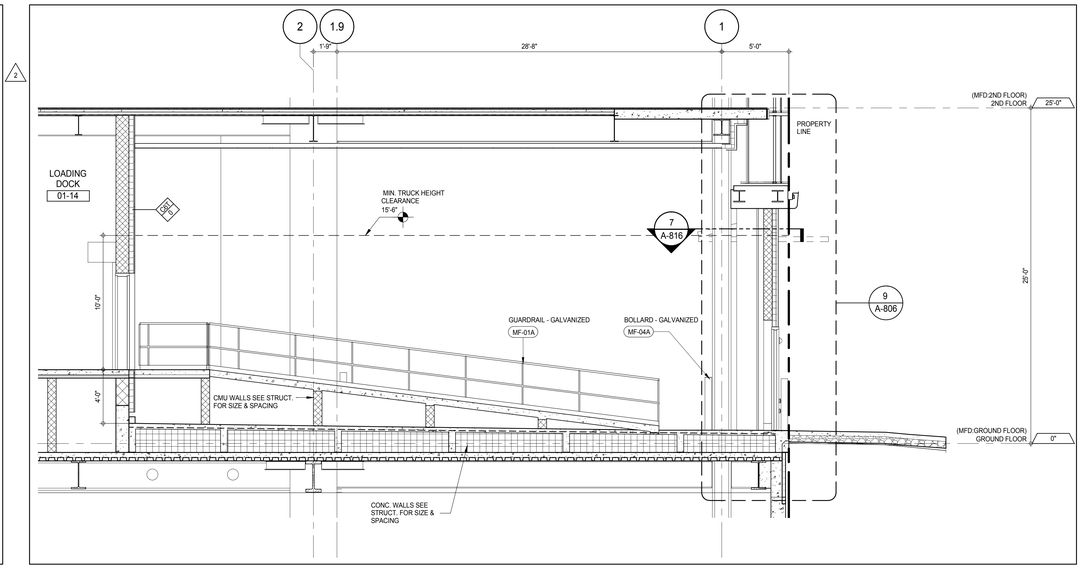

SECTION - LOADING BERTH THRU RAMP 2
A-421
1/4" = 1'-0"

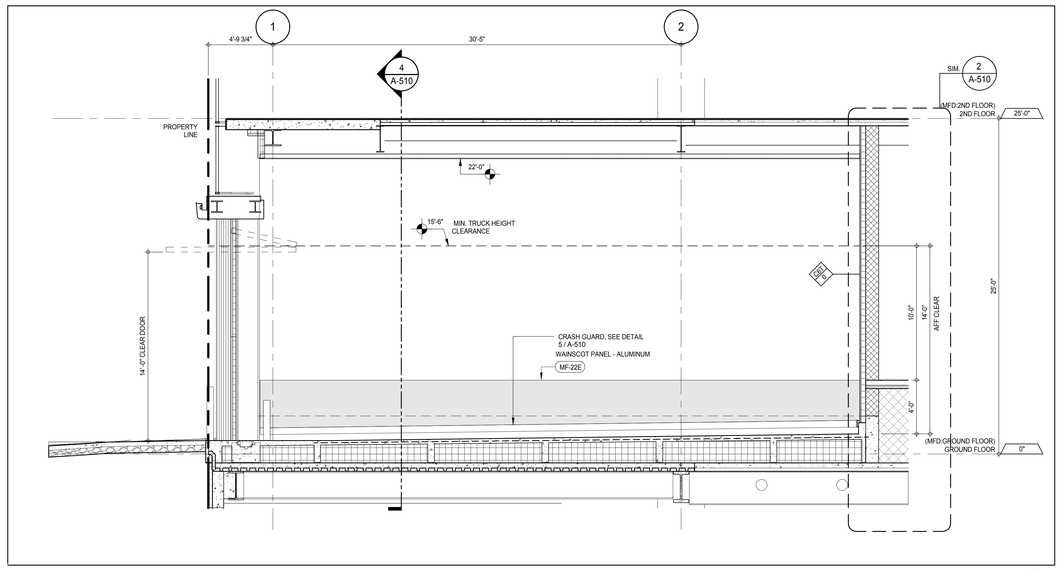

LOADING BERTH - EAST ELEVATION 4
A-106
1/4" = 1'-0"

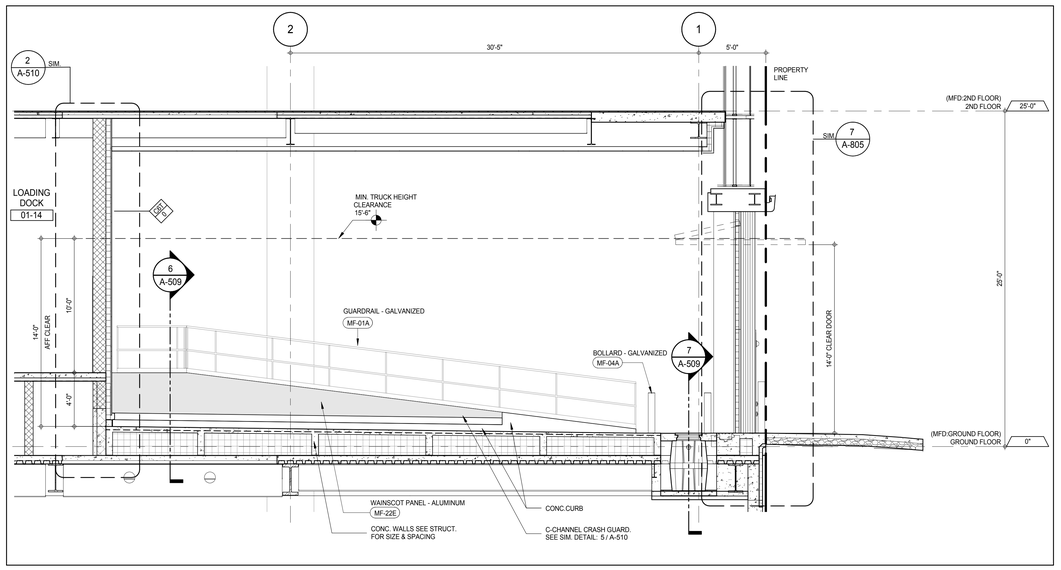

SECTION - LOADING BERTH 1
A-421
1/4" = 1'-0"

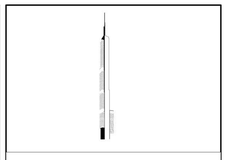

KEY PLAN:

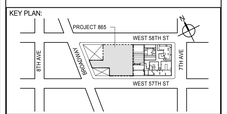

PROJECT NORTH: TRUE NORTH

DEVELOPER:
EXTELL DEVELOPMENT COMPANY
805 THIRD AVENUE, 7TH FLOOR
New York, NY 10022 USA
TEL: 212 712 6000 FAX: 212 712 6100

DESIGN ARCHITECT: Base Building Shell & Core
ADRIAN SMITH + GORDON GILL ARCHITECTURE
111 WEST MONROE STREET SUITE 2300
CHICAGO IL 60603
TEL: 312 920 1888 FAX: 312 920 1775

INTERIOR DESIGNER: Residential
Rottet Architecture and Design Studio, PLLC
298 Fifth Ave, 7th Floor
New York, NY 10001
TEL: 646 998 7000 FAX:

ARCHITECT OF RECORD: Base Building Shell, Core, & Residential
AAI ARCHITECTS, P.C.
401 Wellington St. W., 3rd Floor
Toronto, ON M5V 1E7 Canada
TEL: 416 967 1500 FAX: 416 967 7150

STRUCTURAL ENGINEERS:
WSP CANTOR SEINUK
228 EAST 45th Street
New York, NY 10017 USA
TEL: 212 687 9888 FAX: 646 487 5501

MEP ENGINEERS:
AKF GROUP
165 Broadway, 22nd Floor
New York, NY 10006 USA
TEL: 212 354 5656 FAX: 212 354 5668

GEOTECHNICAL ENGINEERS:
Langan Engineering & Environmental Services
21 Penn Plaza - 360 West 31st Street, 8th Floor
New York, NY 10001-2727
TEL: 212 479 5400 FAX: 212 479 5444

CODE CONSULTANTS:
Construction Consulting Associates
100 Church Street
New York, NY 10007
TEL: 212 385 1818 FAX: 212 385 1911

CURTAINWALL CONSULTANT:
AJLP Consulting
40 Worth Street. Suite 826
New York, NY 10013
TEL: 212 757 5659 FAX: 646 219 8508

LANDMARK/PRESERVATION CONSULTANT:
Jan Hird Pokorny Associates, Inc.
39 West 37th Street, 12A
New York, NY 10018
TEL: 212 759 6462 FAX: 212 759 6540

No.	DESCRIPTION	DATE
1	CD PROGRESS ISSUE 4	01 JUN 15
2	CD PROGRESS ISSUE 5	10 AUG 15
	D.O.B. AMENDMENT 2	21 SEP 15

NOT FOR BID/CONSTRUCTION

Discrepancies must be reported immediately to the Architect before proceeding. Only figured dimensions are to be used. Contractors must check all dimensions on site. This drawing is protected by copyright.

ALL DIMENSIONS ARE SHOWN IN IMPERIAL.

CONSULTANT: AAI ARCHITECTS, P.C.

PROJECT:
217 WEST 57TH STREET
NEW YORK, NY

DRAWING TITLE:
LOADING BERTHS SECTIONS & ELEVATIONS

SEAL & SIGNATURE: REGISTERED ARCHITECT WAYNE DAVID JANSEN No. 026881 STATE OF NEW YORK

DATE:	01 JUN 15
PROJECT No:	1216-00
DRAWN: Author	REV:
CHK: Checker	2
SCALE: As indicated	
DWG No:	A-509.00
DOB PAGE No:	331 of 569

DOB EMPLOYEE STAMP: DOB B-SCAN:

36" x 48" Arch E SHEET SIZE
FILE NAME: C:\Revit Local Files\EXTELL-865-AAI-THR-CNF_Jsellers.rvt
PLOT DATE: 6/22/2015 11:18:54 AM

DEPT OF BLDGS 421208305 Job Number
E386961200105 Scan Code

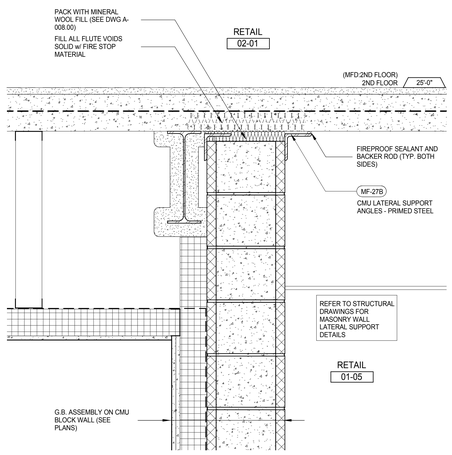

SOFFIT DETAIL AT LOADING BERTH - EAST WALL (10)
A-510
1 1/2" = 1'-0"

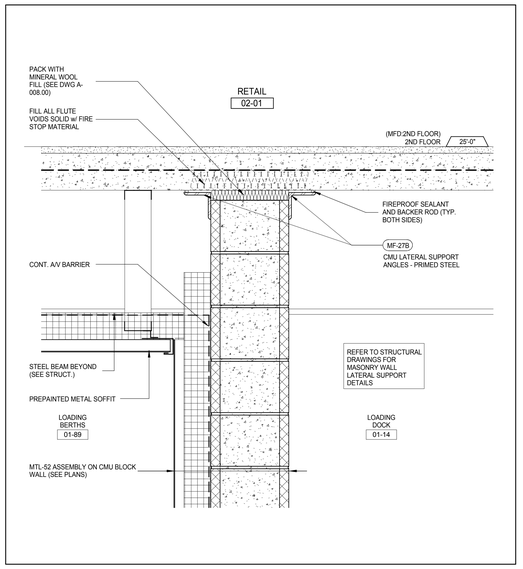

SOFFIT DETAIL AT LOADING BERTHS (7)
A-510
1 1/2" = 1'-0"

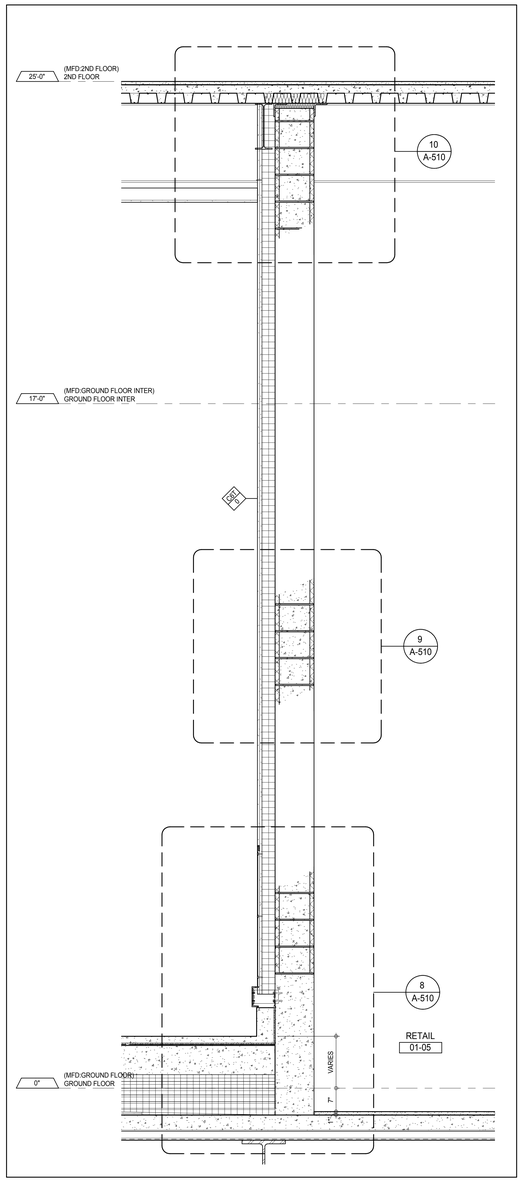

WALL SECTION - LOADING BERTH (4)
A-426
3/4" = 1'-0"

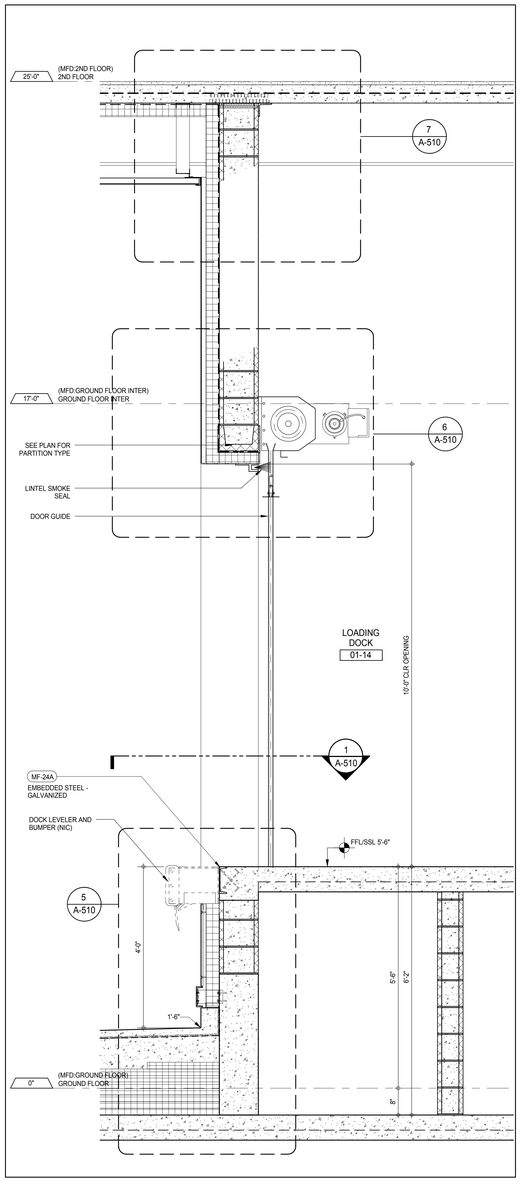

WALL SECTION - LOADING DOCK OVERHEAD DOOR (2)
A-427
3/4" = 1'-0"

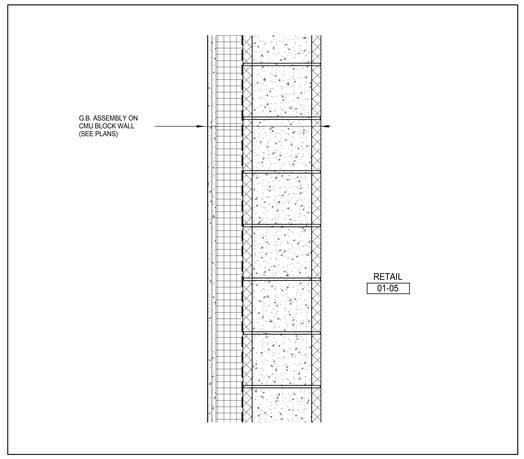

WALL REVEAL DETAIL AT LOADING BERTH (9)
A-510
1 1/2" = 1'-0"

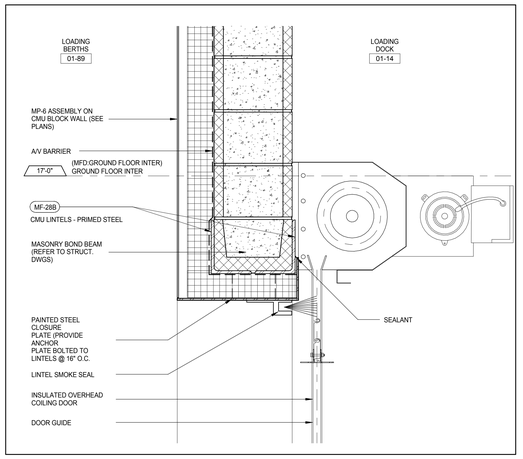

SECTION DETAIL - OVERHEAD DOOR HEAD (6)
A-510
1 1/2" = 1'-0"

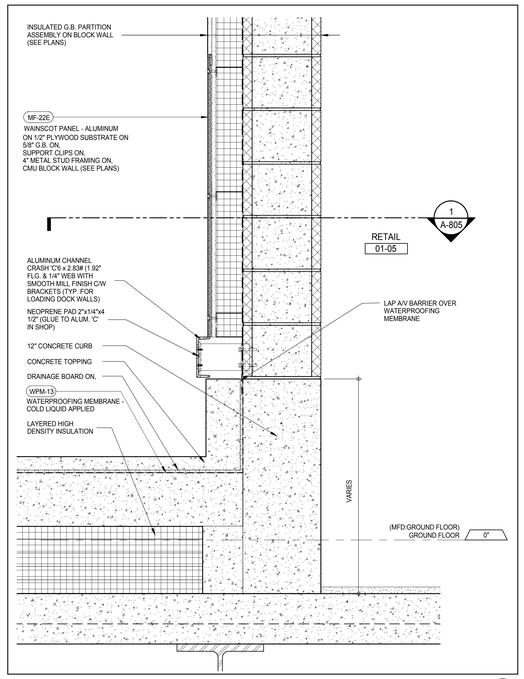

SECTION DETAIL - WALL BASE AT LOADING BERTH (8)
A-510
1 1/2" = 1'-0"

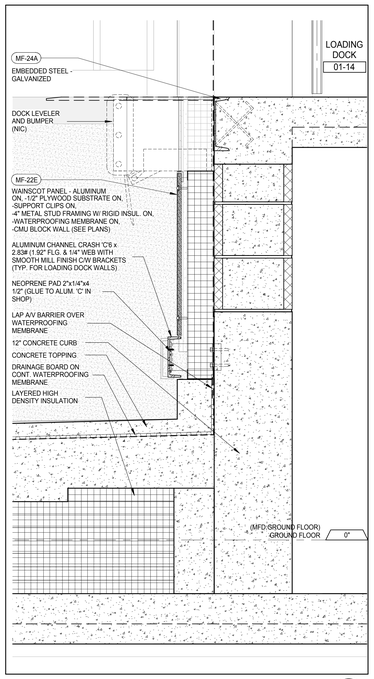

SECTION DETAIL - STEEL EDGE DETAIL (5)
A-509
1 1/2" = 1'-0"

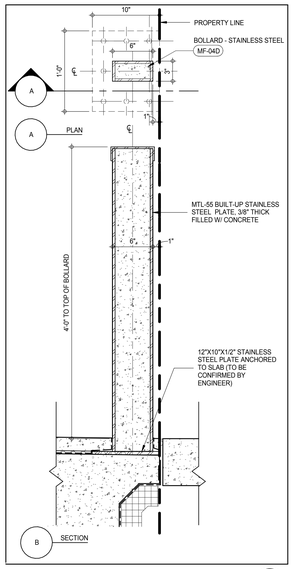

SECTION - EXTERIOR BOLLARD SB-2 (3a)
A-814
1 1/2" = 1'-0"

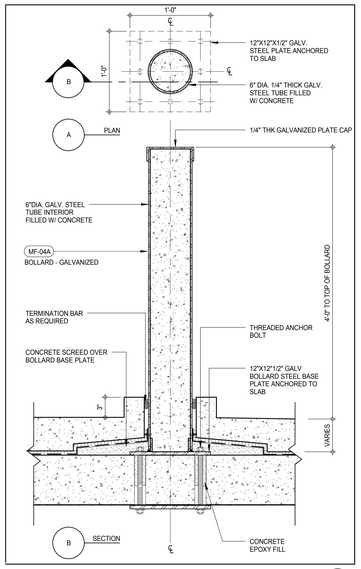

SECTION DETAIL - BOLLARD DETAIL SB-1 (3)
A-427
1 1/2" = 1'-0"

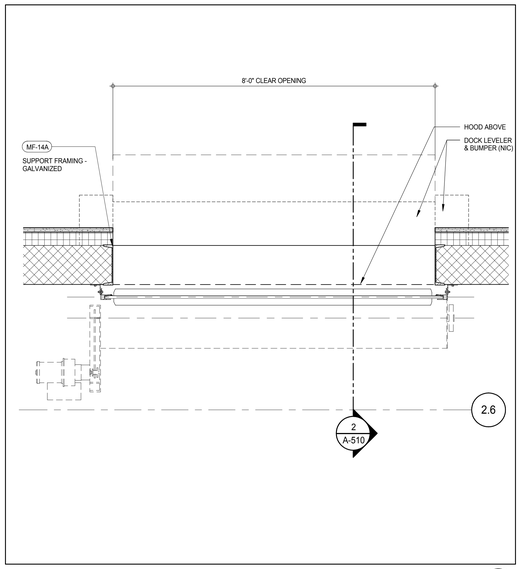

PLAN DETAIL - OVERHEAD DOOR (1)
A-427
3/4" = 1'-0"

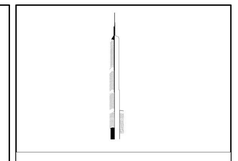

KEY PLAN:

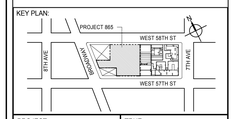

PROJECT NORTH | TRUE NORTH

DEVELOPER:
EXTELL DEVELOPMENT COMPANY
805 THIRD AVENUE, 7TH FLOOR
New York, NY 10022 USA
TEL: 212 712 6000 FAX: 212 712 6100

DESIGN ARCHITECT: Base Building Shell & Core
ADRIAN SMITH + GORDON GILL ARCHITECTURE
111 WEST MONROE STREET SUITE 2300
CHICAGO IL 60603
TEL: 312 920 1888 FAX: 312 920 1775

INTERIOR DESIGNER: Residential
Rottet Architecture and Design Studio, PLLC
298 Fifth Ave, 7th Floor
New York, NY 10001
TEL: 646 998 7000 FAX:

ARCHITECT OF RECORD: Base Building Shell, Core, & Residential
AAI ARCHITECTS, P.C.
401 Wellington St. W., 3rd Floor
Toronto, ON M5V 1E7 Canada
TEL: 416 967 1500 FAX: 416 967 7150

STRUCTURAL ENGINEERS:
WSP CANTOR SEINUK
228 EAST 45th Street
New York, NY 10017 USA
TEL: 212 687 9888 FAX: 646 487 5501

MEP ENGINEERS:
AKF GROUP
165 Broadway, 22nd Floor
New York, NY 10006 USA
TEL: 212 354 5656 FAX: 212 354 5668

GEOTECHNICAL ENGINEERS:
Langan Engineering & Environmental Services
21 Penn Plaza - 360 West 31st Street, 8th Floor
New York, NY 10001-2727
TEL: 212 479 5400 FAX: 212 479 5444

CODE CONSULTANTS:
Construction Consulting Associates
100 Church Street
New York, NY 10007
TEL: 212 385 1818 FAX: 212 385 1911

CURTAINWALL CONSULTANT:
AJLP Consulting
40 Worth Street. Suite 826
New York, NY 10013
TEL: 212 757 5659 FAX: 646 219 8508

LANDMARK/PRESERVATION CONSULTANT:
Jan Hird Pokorny Associates, Inc.
39 West 37th Street, 12A
New York, NY 10018
TEL: 212 759 6462 FAX: 212 759 6540

No.	DESCRIPTION	DATE
1	CD PROGRESS ISSUE 3	09 MAR 15
2	CD PROGRESS ISSUE 4	01 JUN 15
3	CD PROGRESS ISSUE 5	10 AUG 15
	D.O.B. AMENDMENT 2	21 SEP 15

NOT FOR BID/CONSTRUCTION

Discrepancies must be reported immediately to the Architect before proceeding. Only figured dimensions are to be used. Contractors must check all dimensions on site. This drawing is protected by copyright.

ALL DIMENSIONS ARE SHOWN IN IMPERIAL.

CONSULTANT:
AAI ARCHITECTS, P.C.

PROJECT:
217 WEST 57TH STREET
NEW YORK, NY

DRAWING TITLE:
LOADING DOCK DETAILS

SEAL & SIGNATURE: REGISTERED ARCHITECT ADRIAN DAVID JAMES 026881 STATE OF NEW YORK

DATE:	09 MAR 15
PROJECT No:	1216-00
DRAWN: Author	REV: 3
CHK: Checker	
SCALE: As indicated	
DWG No:	**A-510.01**
DOB PAGE No:	332 of 569

DOB EMPLOYEE STAMP: DOB B-SCAN:

36" x 48" Arch E SHEET SIZE
FILE NAME: C:\Revit Local Files\EXTELL-865-AAI-TWR-CNE_hedrianm.rvt
PLOT DATE: 9/22/2015 11:17:27 AM

DEPT OF BLDGS 421206305 Job Number
E342264436 Scan Code

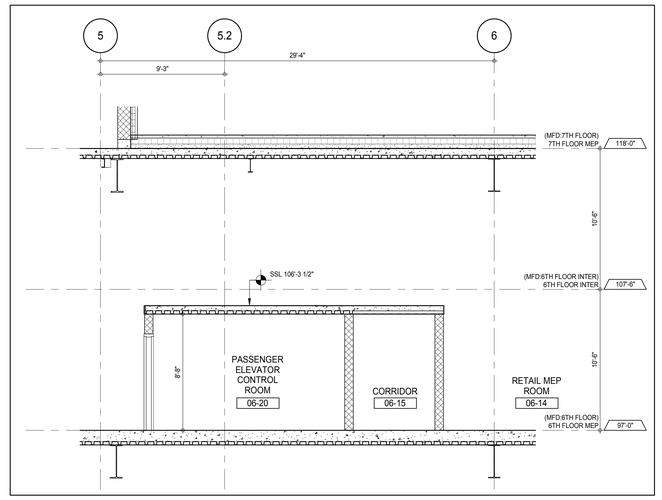

PARTIAL SECTION - PASSENGER ELEVATOR MACHINE ROOM 3
A-455
1/4" = 1'-0"

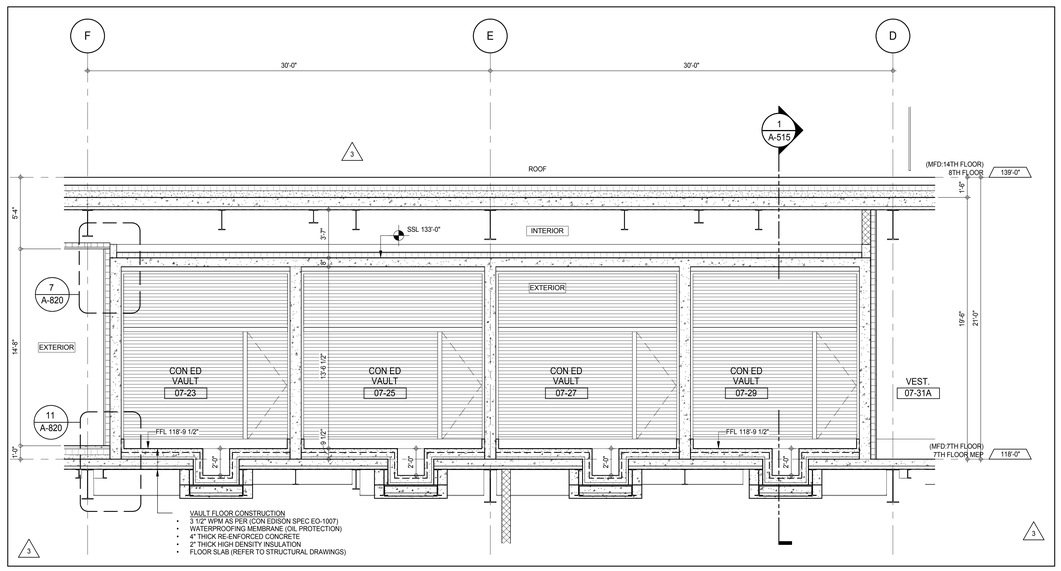

PARTIAL SECTION - CON EDISON VAULT ROOM 2
A-462
1/4" = 1'-0"

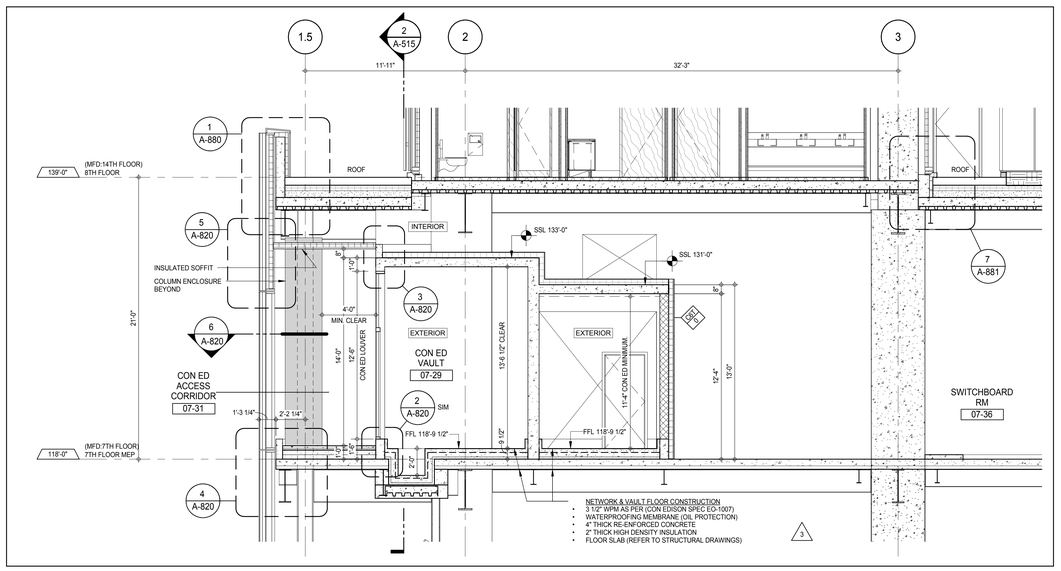

PARTIAL SECTION - CON EDISON VAULT AND NETWORK ROOM 1
A-367
1/4" = 1'-0"

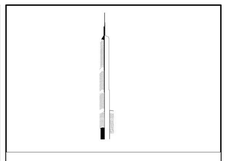

KEY PLAN:

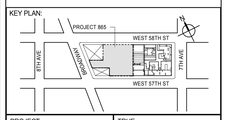

PROJECT NORTH

TRUE NORTH

DEVELOPER:
EXTELL DEVELOPMENT COMPANY
805 THIRD AVENUE, 7TH FLOOR
New York, NY 10022 USA
TEL: 212 712 6000 FAX: 212 712 6100

DESIGN ARCHITECT: Base Building Shell & Core
ADRIAN SMITH + GORDON GILL ARCHITECTURE
111 WEST MONROE STREET SUITE 2300
CHICAGO IL 60603
TEL: 312 920 1888 FAX: 312 920 1775

INTERIOR DESIGNER: Residential
Rottet Architecture and Design Studio, PLLC
298 Fifth Ave, 7th Floor
New York, NY 10001
TEL: 646 998 7000 FAX:

ARCHITECT OF RECORD: Base Building Shell, Core, & Residential
AAI ARCHITECTS, P.C.
401 Wellington St. W., 3rd Floor
Toronto, ON M5V 1E7 Canada
TEL: 416 967 1500 FAX: 416 967 7150

STRUCTURAL ENGINEERS:
WSP CANTOR SEINUK
228 EAST 45th Street
New York, NY 10017 USA
TEL: 212 687 9888 FAX: 646 487 5501

MEP ENGINEERS:
AKF GROUP
165 Broadway, 22nd Floor
New York, NY 10006 USA
TEL: 212 354 5656 FAX: 212 354 5668

GEOTECHNICAL ENGINEERS:
Langan Engineering & Environmental Services
21 Penn Plaza - 360 West 31st Street, 8th Floor
New York, NY 10001-2727
TEL: 212 479 5400 FAX: 212 479 5444

CODE CONSULTANTS:
Construction Consulting Associates
100 Church Street
New York, NY 10007
TEL: 212 385 1818 FAX: 212 385 1911

CURTAINWALL CONSULTANT:
AJLP Consulting
40 Worth Street. Suite 826
New York, NY 10013
TEL: 212 757 5659 FAX: 646 219 8508

LANDMARK/PRESERVATION CONSULTANT:
Jan Hird Pokorny Associates, Inc.
39 West 37th Street, 12A
New York, NY 10018
TEL: 212 759 6462 FAX: 212 759 6540

No.	DESCRIPTION	DATE
1	CD PROGRESS ISSUE 3	09 MAR 15
2	CD PROGRESS ISSUE 4	01 JUN 15
3	CD PROGRESS ISSUE 5	10 AUG 15
	D.O.B. AMENDMENT 2	21 SEP 15

NOT FOR BID/CONSTRUCTION

Discrepancies must be reported immediately to the Architect before proceeding. Only figured dimensions are to be used. Contractors must check all dimensions on site. This drawing is protected by copyright.

ALL DIMENSIONS ARE SHOWN IN IMPERIAL.

CONSULTANT:

AAI ARCHITECTS, P.C.

PROJECT:

217 WEST 57TH STREET
NEW YORK, NY

DRAWING TITLE:

LEVEL 7 CON EDISON VAULTS
SECTIONS AND DETAILS

SEAL & SIGNATURE:

REGISTERED ARCHITECT
ANDREW DAVID JAMES
No. 028881
STATE OF NEW YORK

DATE:	09 MAR 15
PROJECT No:	1216-00
DRAWN: Author	REV:
CHK: Checker	3
SCALE: 1/4" = 1'-0"	
DWG No:	A-515.00
DOB PAGE No:	333 of 569

DOB EMPLOYEE STAMP:

DOB B-SCAN:

36" x 48" Arch E SHEET SIZE
FILE NAME: C:\Revit Local Files\EXTELL-865-AAI-TWR-CNF_hudson.rvt
PLOT DATE: 9/22/2015 11:17:53 AM

DEPT OF BLDGS 421263505 Job Number
E320562905SE Scan Code

RESIDENTIAL REFUSE AND COMPACTOR ROOM

REFER TO FIRE PROTECTION DRG. NO. FP-111.00 FOR SPRINKLERS LOCATION

REFER TO MECHANICAL DRG. NO. M-111.00 FOR MECHANICAL EXHAUST VENTILATION

REFER TO PLUMBING DRG. NO. P-111.00 FOR FLOOR DRAIN AND HOSE BIB LOCATION

- CONSTRUCTION :
  - WALLS - 3 HR. FIRE-RESISTANCE RATED C.M.U. BLOCKWORK SOUND TRANSMISSION CLASS (STC-50)
  - DOOR - 1-1/2 HR. FIRE-RESISTANCE RATED HOLLOW METAL STEEL DOOR
  - FLOOR - SELF LEVELING EPOXY FLOORING ON CONCRETE SLAB. FLOOR SLAB ABOVE - 3 HR. FIRE-RESISTANCE RATED REINFORCED CONCRETE
  - COMPACTOR - MODEL / MC-4500 METRO PAK COMPACTOR OR EQUAL - MANUFACTURER / METROPOLITAN COMPACTOR SERVICE CORPORATION

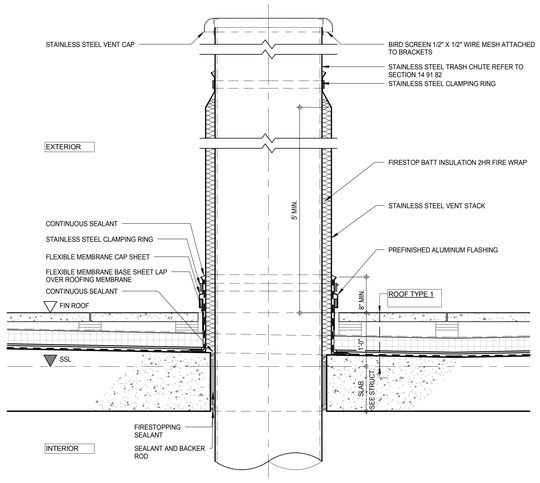

SECTION DETAIL - TRASH CHUTE VENT PENETRATION AT ROOF 3
A-169
1" = 1'-0"

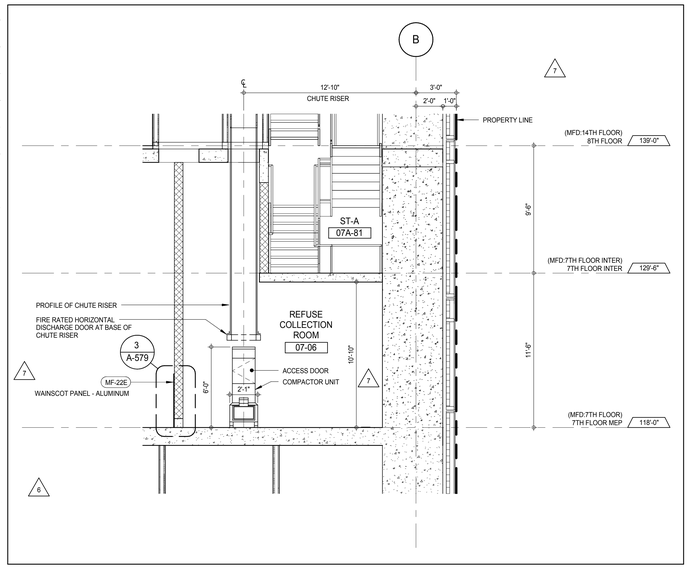

SECTION - TRASH COMPACTOR 8
A-555
1/4" = 1'-0"

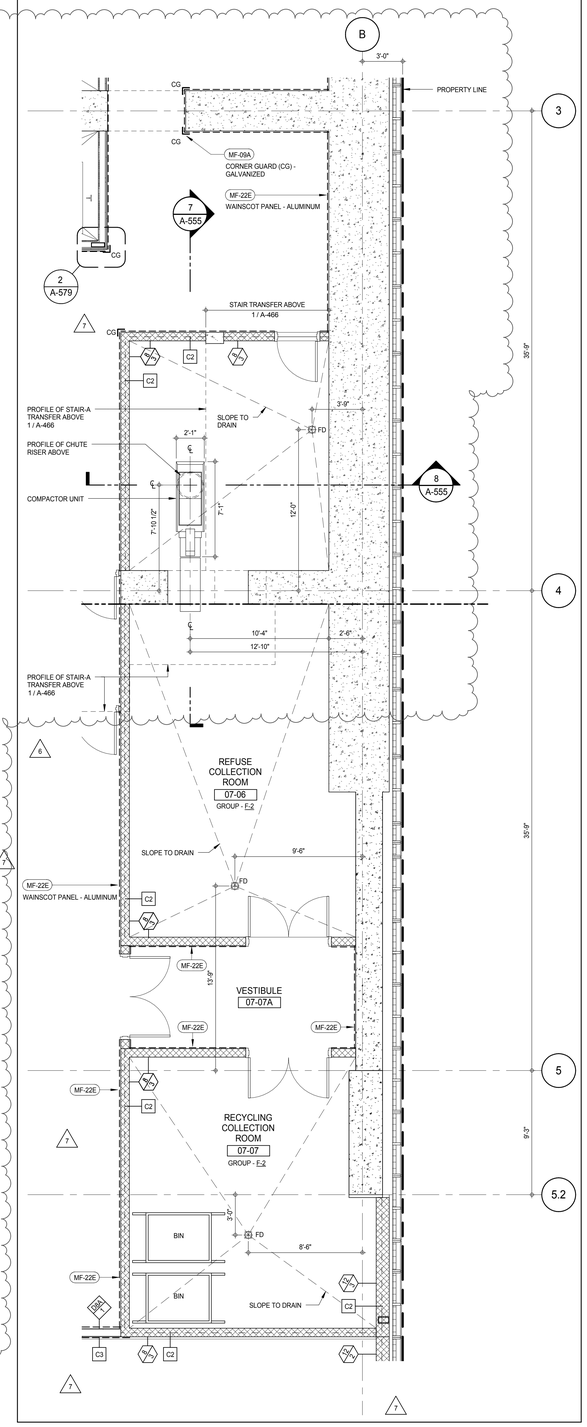

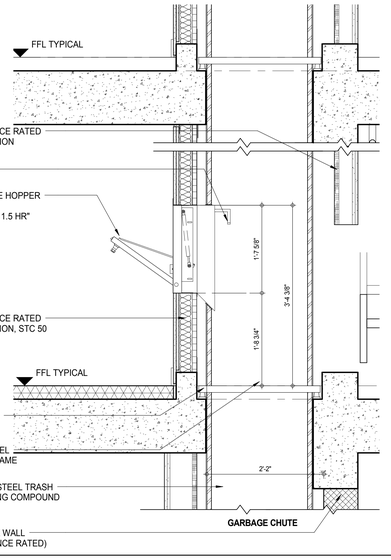

SECTION DETAIL - RESIDENTIAL TRASH CHUTE 2
A-555
1" = 1'-0"

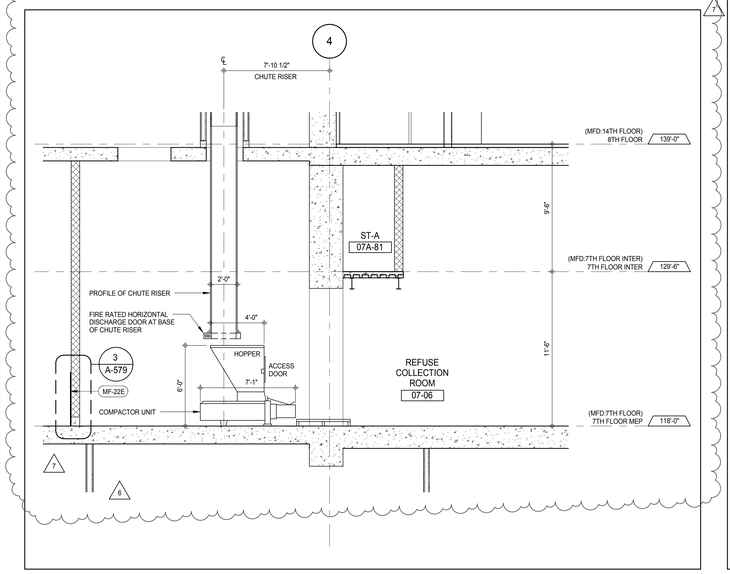

SECTION - TRASH COMPACTOR 7
A-555
1/4" = 1'-0"

PARTIAL PLAN - RESIDENTIAL REFUSE COLLECTING AND COMPACTOR ROO 4
A-210
1/4" = 1'-0"

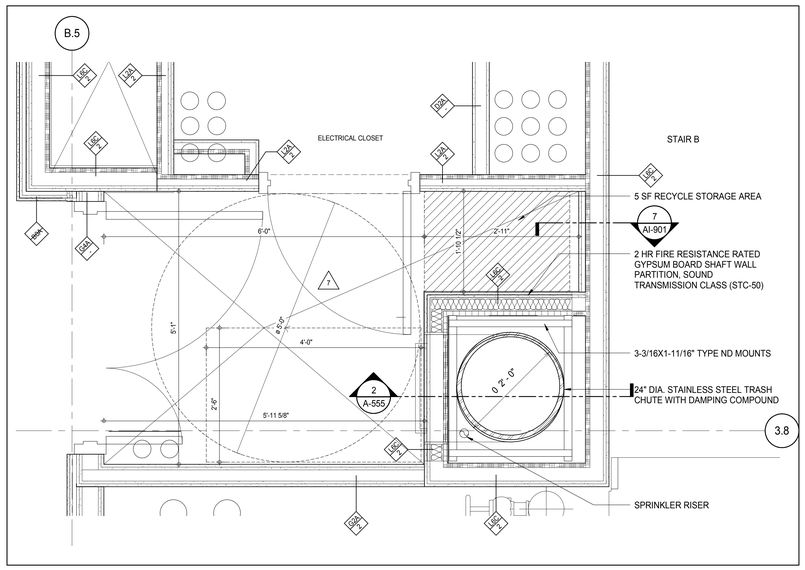

PLAN DETAIL - RESIDENTIAL TRASH CHUTE 1
A-126
1" = 1'-0"

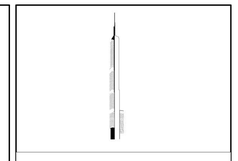

KEY PLAN:

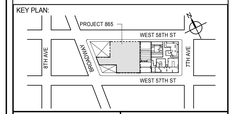

PROJECT NORTH: TRUE NORTH

DEVELOPER:
EXTELL DEVELOPMENT COMPANY
805 THIRD AVENUE, 7TH FLOOR
New York, NY 10022 USA
TEL: 212 712 6000 FAX: 212 712 6100

DESIGN ARCHITECT: Base Building Shell & Core
ADRIAN SMITH + GORDON GILL ARCHITECTURE
111 WEST MONROE STREET SUITE 2300
CHICAGO IL 60603
TEL: 312 920 1888 FAX: 312 920 1775

INTERIOR DESIGNER: Residential
Rottet Architecture and Design Studio, PLLC
298 Fifth Ave, 7th Floor
New York, NY 10001
TEL: 646 998 7000 FAX:

ARCHITECT OF RECORD: Base Building Shell, Core, & Residential
AAI ARCHITECTS, P.C.
401 Wellington St. W., 3rd Floor
Toronto, ON M5V 1E7 Canada
TEL: 416 967 1500 FAX: 416 967 7150

STRUCTURAL ENGINEERS:
WSP CANTOR SEINUK
228 EAST 45th Street
New York, NY 10017 USA
TEL: 212 687 9888 FAX: 646 487 5501

MEP ENGINEERS:
AKF GROUP
165 Broadway, 22nd Floor
New York, NY 10006 USA
TEL: 212 354 5656 FAX: 212 354 5668

GEOTECHNICAL ENGINEERS:
Langan Engineering & Environmental Services
21 Penn Plaza - 360 West 31st Street, 8th Floor
New York, NY 10001-2727
TEL: 212 479 5400 FAX: 212 479 5444

CODE CONSULTANTS:
Construction Consulting Associates
100 Church Street
New York, NY 10007
TEL: 212 385 1818 FAX: 212 385 1911

CURTAINWALL CONSULTANT:
AJLP Consulting
40 Worth Street. Suite 826
New York, NY 10013
TEL: 212 757 5659 FAX: 646 219 8508

LANDMARK/PRESERVATION CONSULTANT:
Jan Hird Pokorny Associates, Inc.
39 West 37th Street, 12A
New York, NY 10018
TEL: 212 759 6462 FAX: 212 759 6540

No.	DESCRIPTION	DATE
1	CD PROGRESS ISSUE 1	15 OCT 14
2	D.O.B. SUBMISSION	05 DEC 14
3	CD PROGRESS ISSUE 2	19 DEC 14
4	D.O.B. SUBMISSION	18 FEB 15
5	CD PROGRESS ISSUE 3	09 MAR 15
	D.O.B. SUBMISSION	27 APR 15
6	CD PROGRESS ISSUE 4	01 JUN 15
7	CD PROGRESS ISSUE 5	10 AUG 15
	D.O.B. AMENDMENT 2	21 SEP 15

NOT FOR BID/CONSTRUCTION

Discrepancies must be reported immediately to the Architect before proceeding. Only figured dimensions are to be used. Contractors must check all dimensions on site. This drawing is protected by copyright.

ALL DIMENSIONS ARE SHOWN IN IMPERIAL.

CONSULTANT: AAI ARCHITECTS, P.C.

PROJECT:
217 WEST 57TH STREET
NEW YORK, NY

DRAWING TITLE:
RESIDENTIAL GARBAGE CHUTE DETAILS

SEAL & SIGNATURE: REGISTERED ARCHITECT MICHAEL DAVID JANSSEN No. 028881 STATE OF NEW YORK

DATE:	15 OCT 14
PROJECT No:	1216-00
DRAWN: Author	REV:
CHK: Checker	7
SCALE: As indicated	
DWG No:	A-555.01
DOB PAGE No:	334 of 569

DOB EMPLOYEE STAMP: DOB B-SCAN:

36" x 48" Arch E SHEET SIZE
FILE NAME: C:\Revit Local Files\EXTELL-865-AAI-TWR-CNF_bsullerin.rvt
PLOT DATE: 9/22/2015 11:18:19 AM

DEPT OF BLDGS 421263505 Job Number
E537259506 Scan Code

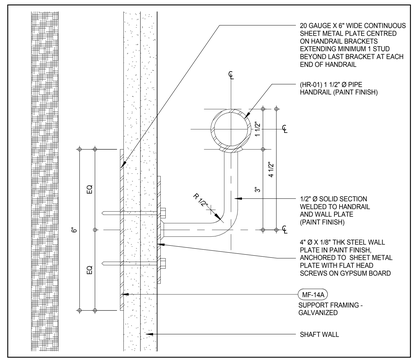

HANDRAIL SECTION DETAIL - SHAFT WALL (14)
6" = 1'-0"

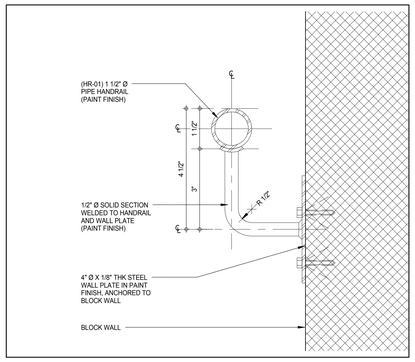

HANDRAIL SECTION DETAIL - BLOCK WALL (10)
A-560
6" = 1'-0"

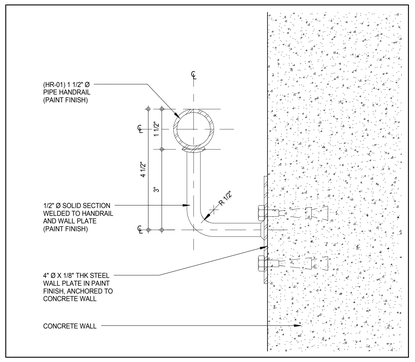

HANDRAIL SECTION DETAIL - CONCRETE WALL (7)
6" = 1'-0"

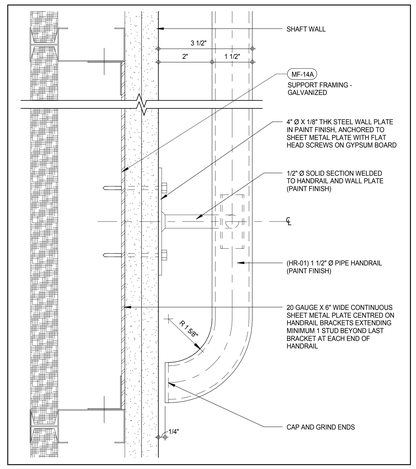

HANDRAIL PLAN DETAIL - SHAFT WALL (13)
6" = 1'-0"

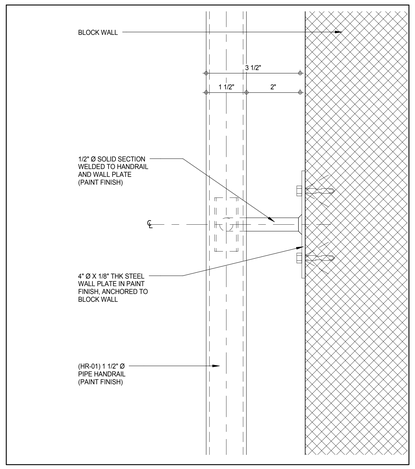

HANDRAIL PLAN DETAIL - BLOCK WALL (9)
6" = 1'-0"

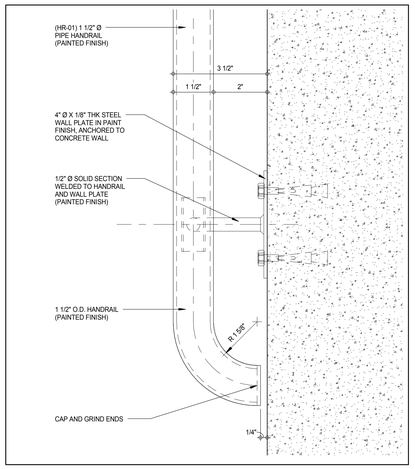

HANDRAIL PLAN DETAIL - CONCRETE WALL (6)
6" = 1'-0"

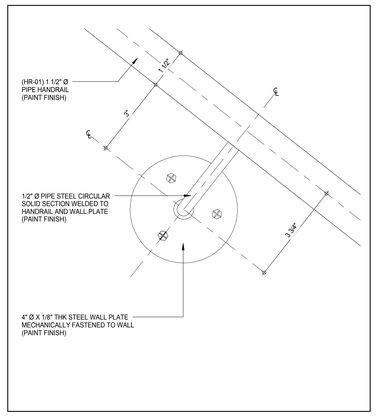

HANDRAIL ELEVATION DETAIL - INTERMEDIATE (12)
A-560
6" = 1'-0"

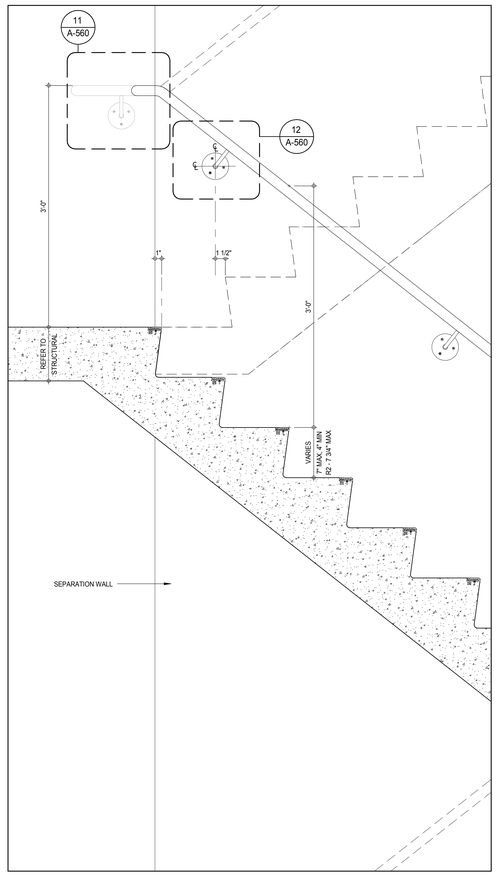

SECTION DETAIL AT TOP LANDING (8)
A-560
1 1/2" = 1'-0"

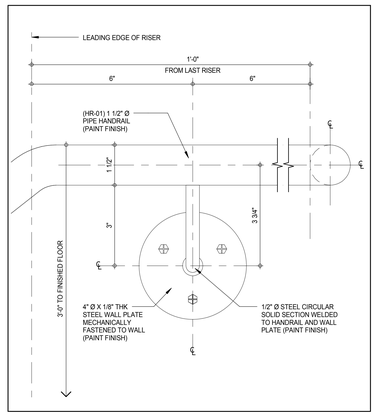

HANDRAIL ELEVATION DETAIL - TOP END (5)
A-560
6" = 1'-0"

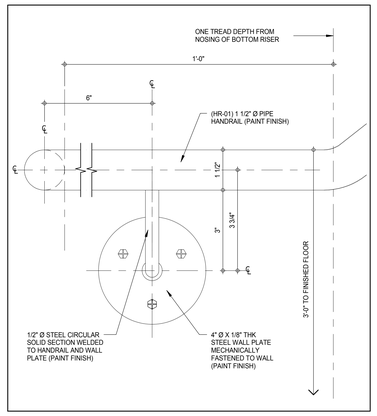

HANDRAIL ELEVATION DETAIL - BOTTOM END (11)
A-560
6" = 1'-0"

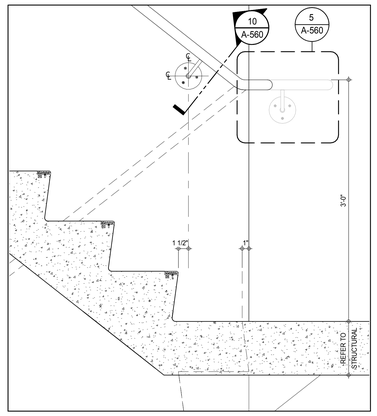

SECTION DETAIL AT BOTTOM LANDING (4)
A-560
1 1/2" = 1'-0"

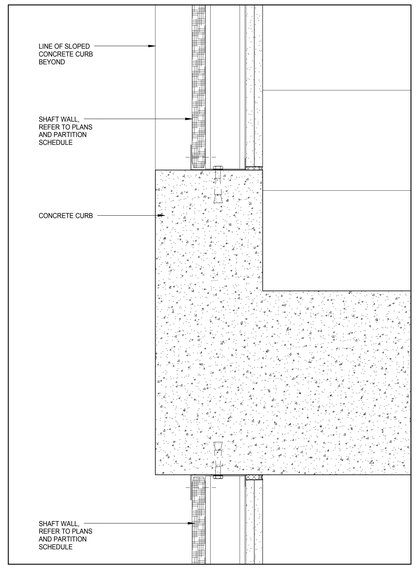

SECTION DETAIL - SHAFT WALL BASE AT STAIRS (3)
A-560
3" = 1'-0"

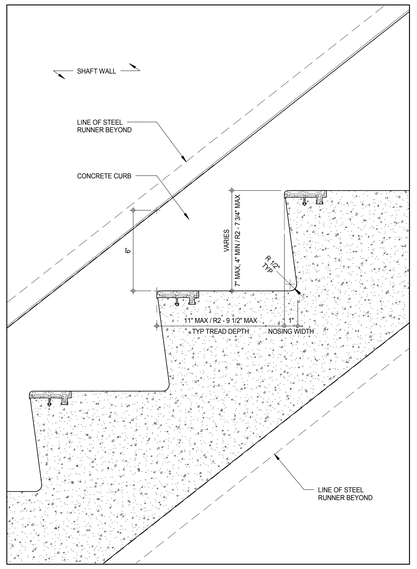

SECTION ELEVATION - SHAFT WALL BASE AT STAIRS (2)
A-560
3" = 1'-0"

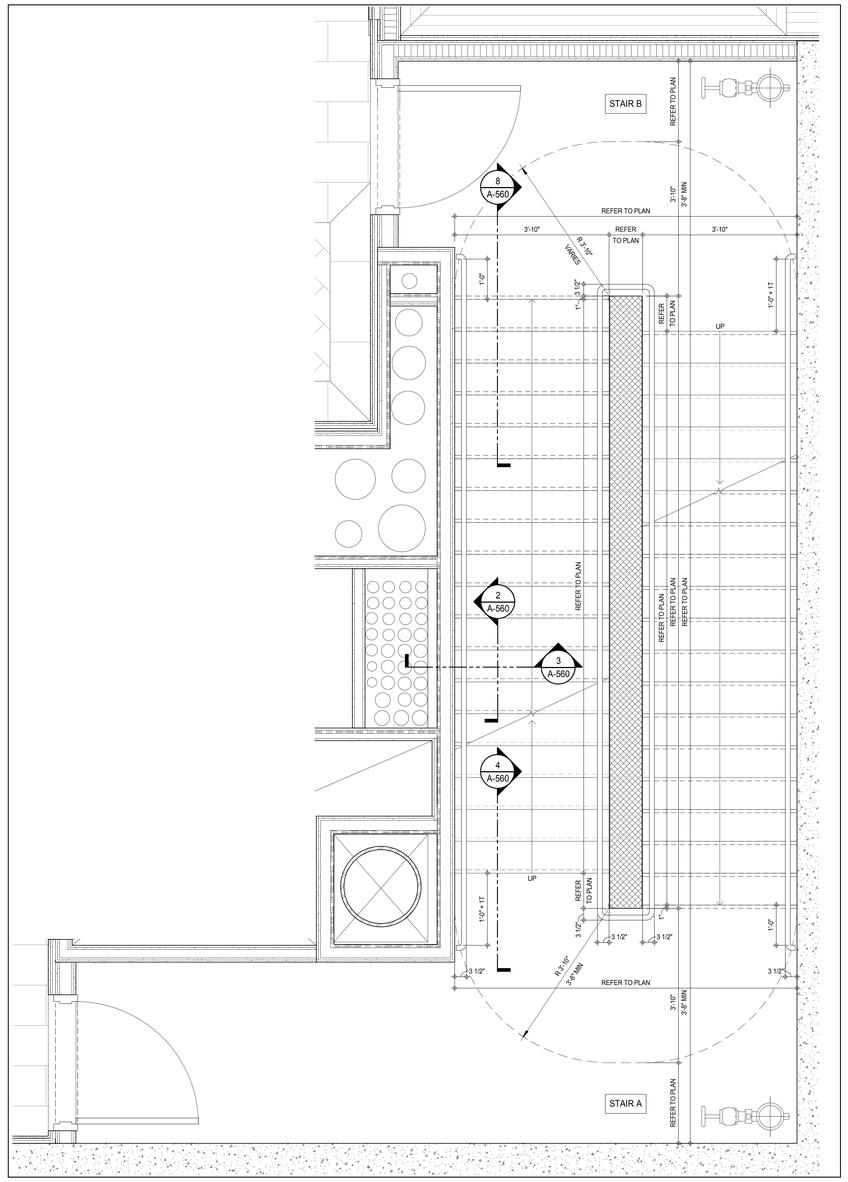

KEY PLAN - TYPICAL CONCRETE STAIRS (1)
3/4" = 1'-0"



KEY PLAN:

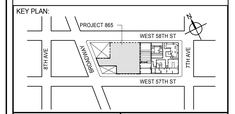

PROJECT NORTH: TRUE NORTH

DEVELOPER:
EXTELL DEVELOPMENT COMPANY
805 THIRD AVENUE, 7TH FLOOR
New York, NY 10022 USA
TEL: 212 712 6000 FAX: 212 712 6100

DESIGN ARCHITECT: Base Building Shell & Core
ADRIAN SMITH + GORDON GILL ARCHITECTURE
111 WEST MONROE STREET SUITE 2300
CHICAGO IL 60603
TEL: 312 920 1888 FAX: 312 920 1775

INTERIOR DESIGNER: Residential
Rottet Architecture and Design Studio, PLLC
298 Fifth Ave, 7th Floor
New York, NY 10001
TEL: 646 998 7000 FAX:

ARCHITECT OF RECORD: Base Building Shell, Core, & Residential
AAI ARCHITECTS, P.C.
401 Wellington St. W., 3rd Floor
Toronto, ON M5V 1E7 Canada
TEL: 416 967 1500 FAX: 416 967 7150

STRUCTURAL ENGINEERS:
WSP CANTOR SEINUK
228 EAST 45th Street
New York, NY 10017 USA
TEL: 212 687 9888 FAX: 646 487 5501

MEP ENGINEERS:
AKF GROUP
165 Broadway, 22nd Floor
New York, NY 10006 USA
TEL: 212 354 5656 FAX: 212 354 5668

GEOTECHNICAL ENGINEERS:
Langan Engineering & Environmental Services
21 Penn Plaza - 360 West 31st Street, 8th Floor
New York, NY 10001-2727
TEL: 212 479 5400 FAX: 212 479 5444

CODE CONSULTANTS:
Construction Consulting Associates
100 Church Street
New York, NY 10007
TEL: 212 385 1818 FAX: 212 385 1911

CURTAINWALL CONSULTANT:
AJLP Consulting
40 Worth Street. Suite 826
New York, NY 10013
TEL: 212 757 5659 FAX: 646 219 8508

LANDMARK/PRESERVATION CONSULTANT:
Jan Hird Pokorny Associates, Inc.
39 West 37th Street, 12A
New York, NY 10018
TEL: 212 759 6462 FAX: 212 759 6540

No.	DESCRIPTION	DATE
1	STAIRS BID PACKAGE	09 JUN 14
2	CD PROGRESS ISSUE 1	15 OCT 14
3	CD PROGRESS ISSUE 2	19 DEC 14
4	D.O.B. SUBMISSION	18 FEB 15
5	CD PROGRESS ISSUE 3	09 MAR 15
	D.O.B. SUBMISSION	27 APR 15
6	CD PROGRESS ISSUE 4	01 JUN 15
7	CD PROGRESS ISSUE 5	10 AUG 15
	D.O.B. AMENDMENT 2	21 SEP 15

NOT FOR BID/CONSTRUCTION

Discrepancies must be reported immediately to the Architect before proceeding. Only figured dimensions are to be used. Contractors must check all dimensions on site. This drawing is protected by copyright.

ALL DIMENSIONS ARE SHOWN IN IMPERIAL.

CONSULTANT: AAI ARCHITECTS, P.C.

PROJECT:
217 WEST 57TH STREET
NEW YORK, NY

DRAWING TITLE:
TYPICAL CONCRETE STAIRS AND WALL MOUNTED HANDRAIL DETAILS

SEAL & SIGNATURE: REGISTERED ARCHITECT MICHAEL DAVID JANSSEN No. 029881 STATE OF NEW YORK

DATE:	09 JUN 14
PROJECT No:	1216-00
DRAWN: Author	REV: 7
CHK: Checker	
SCALE: As indicated	
DWG No:	A-560.01
DOB PAGE No:	335 of 569

DOB EMPLOYEE STAMP: DOB B-SCAN:

36" x 48" Arch E SHEET SIZE
FILE NAME: C:\Revit Local Files\EXTELL-865-AAI-TVR-CNF_3wdenim.rvt
PLOT DATE: 6/22/2015 11:18:57 AM

DEPT OF BLDGS 421208305 Job Number
E366565233 Scan Code

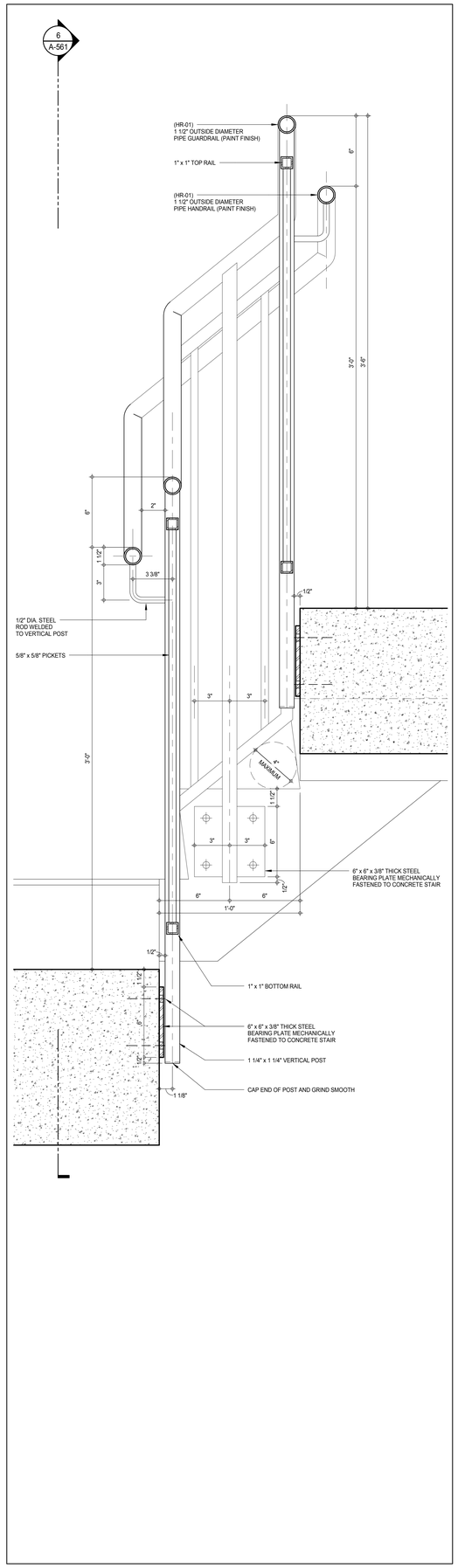

SECTION & ELEVATION DETAIL - TYPICAL MID LANDING (8)
A-561
3" = 1'-0"

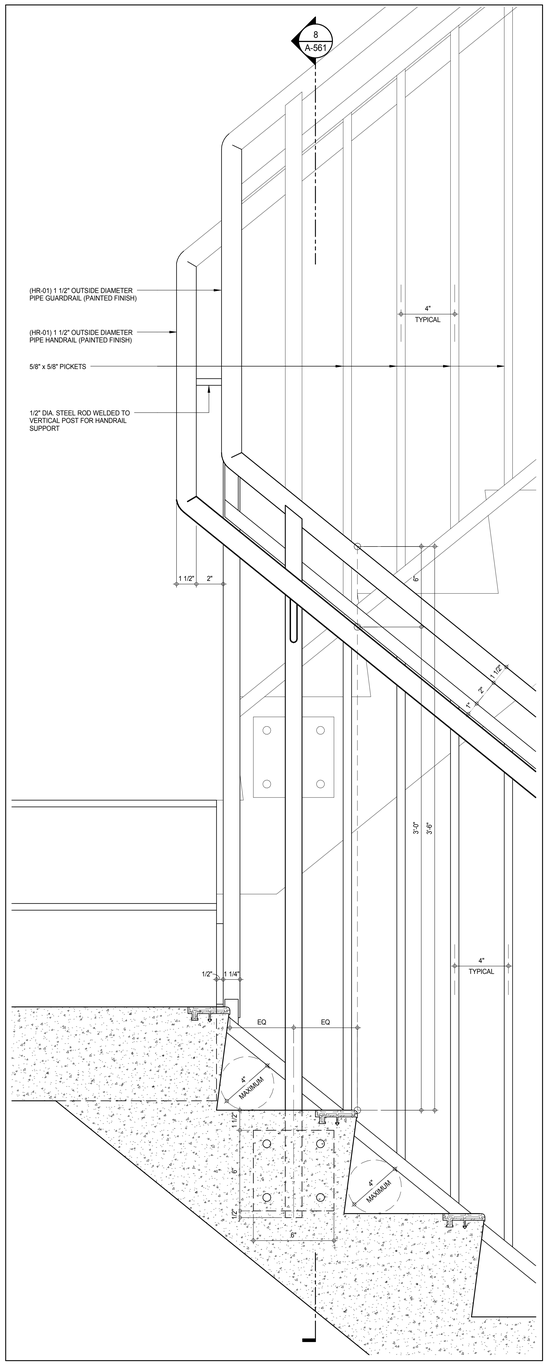

SECTION DETAIL - TYPICAL MID LANDING (6)
A-561
3" = 1'-0"

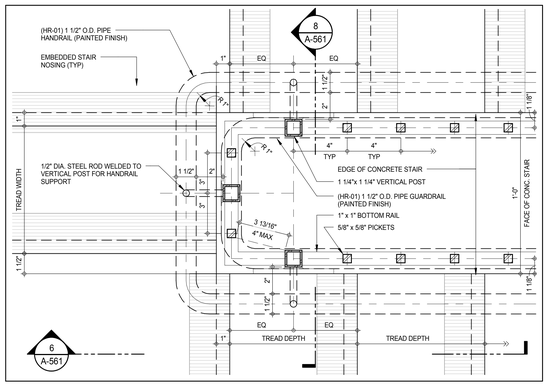

PLAN DETAIL - STAIR HANDRAIL / GUARDRAIL AT QUARTER LANDINGS (5)
A-561
3" = 1'-0"

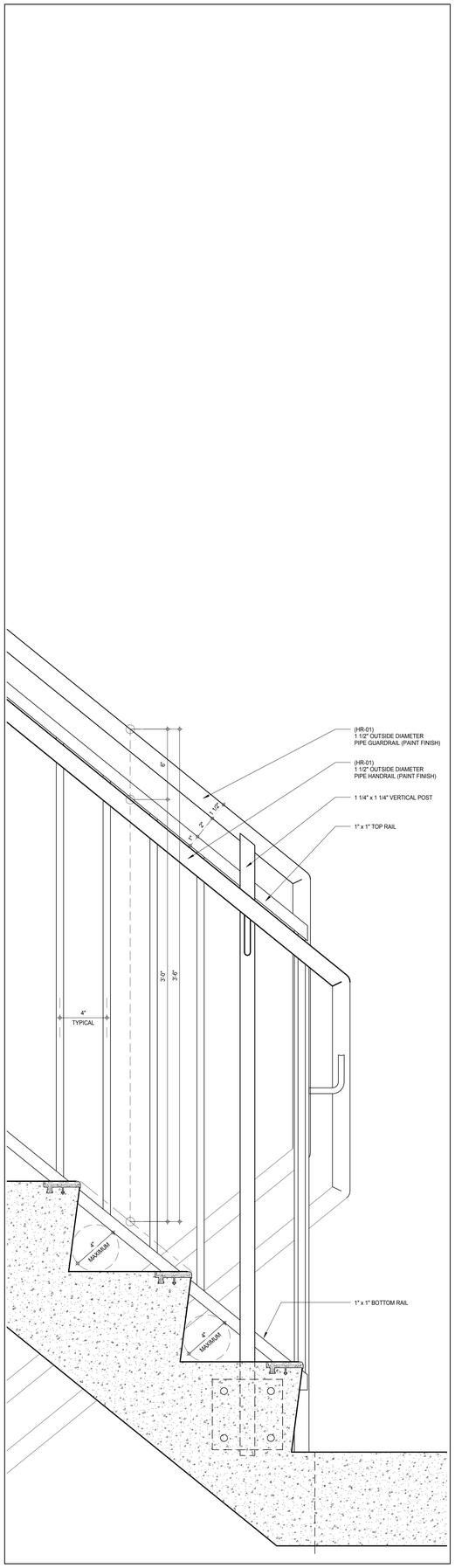

SECTION DETAIL - TYPICAL LANDING (3)
A-561
3" = 1'-0"

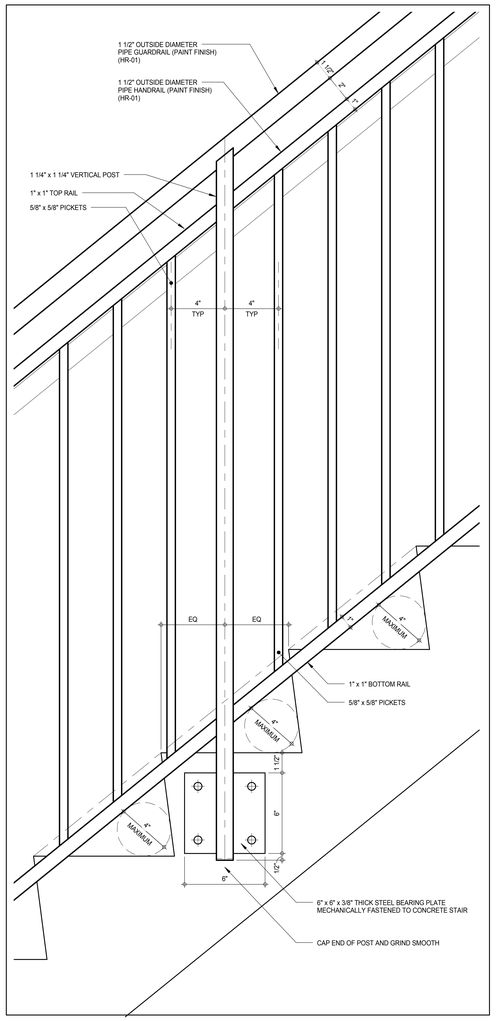

ELEVATION DETAIL - TYPICAL STAIR POST (2)
3" = 1'-0"

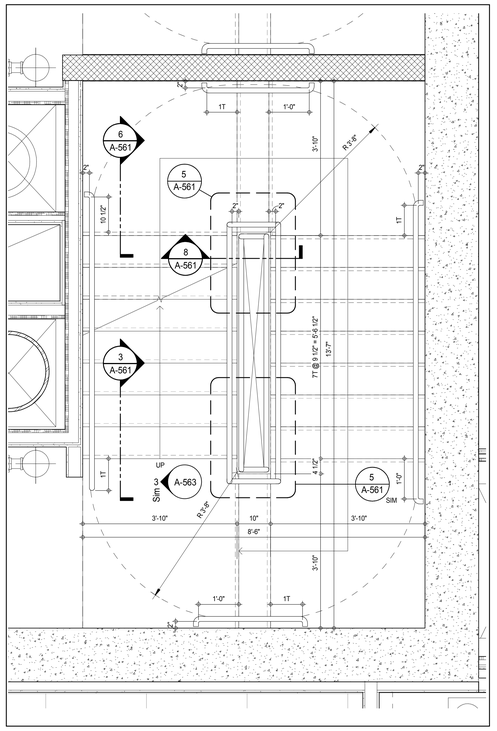

KEY PLAN - TYPICAL RESIDENTIAL THREE QUARTER LANDING STAIRS (1)
3/4" = 1'-0"



KEY PLAN:

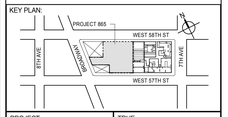

PROJECT NORTH

TRUE NORTH

DEVELOPER:
EXTELL DEVELOPMENT COMPANY
805 THIRD AVENUE, 7TH FLOOR
New York, NY 10022 USA
TEL: 212 712 6000 FAX: 212 712 6100

DESIGN ARCHITECT: Base Building Shell & Core
ADRIAN SMITH + GORDON GILL ARCHITECTURE
111 WEST MONROE STREET SUITE 2300
CHICAGO IL 60603
TEL: 312 920 1888 FAX: 312 920 1775

INTERIOR DESIGNER: Residential
Rottet Architecture and Design Studio, PLLC
298 Fifth Ave, 7th Floor
New York, NY 10001
TEL: 646 998 7000 FAX:

ARCHITECT OF RECORD: Base Building Shell, Core, & Residential
AAI ARCHITECTS, P.C.
401 Wellington St. W., 3rd Floor
Toronto, ON M5V 1E7 Canada
TEL: 416 967 1500 FAX: 416 967 7150

STRUCTURAL ENGINEERS:
WSP CANTOR SEINUK
228 EAST 45th Street
New York, NY 10017 USA
TEL: 212 687 9888 FAX: 646 487 5501

MEP ENGINEERS:
AKF GROUP
165 Broadway, 22nd Floor
New York, NY 10006 USA
TEL: 212 354 5656 FAX: 212 354 5668

GEOTECHNICAL ENGINEERS:
Langan Engineering & Environmental Services
21 Penn Plaza - 360 West 31st Street, 8th Floor
New York, NY 10001-2727
TEL: 212 479 5400 FAX: 212 479 5444

CODE CONSULTANTS:
Construction Consulting Associates
100 Church Street
New York, NY 10007
TEL: 212 385 1818 FAX: 212 385 1911

CURTAINWALL CONSULTANT:
AJLP Consulting
40 Worth Street. Suite 826
New York, NY 10013
TEL: 212 757 5659 FAX: 646 219 8508

LANDMARK/PRESERVATION CONSULTANT:
Jan Hird Pokorny Associates, Inc.
39 West 37th Street, 12A
New York, NY 10018
TEL: 212 759 6462 FAX: 212 759 6540

No.	DESCRIPTION	DATE
1	STAIRS BID PACKAGE	09 JUN 14
2	CD PROGRESS ISSUE 1	15 OCT 14
3	CD PROGRESS ISSUE 2	19 DEC 14
4	D.O.B. SUBMISSION	18 FEB 15
5	CD PROGRESS ISSUE 3	09 MAR 15
	D.O.B. SUBMISSION	27 APR 15
6	CD PROGRESS ISSUE 4	01 JUN 15
7	CD PROGRESS ISSUE 5	10 AUG 15
	D.O.B. AMENDMENT 2	21 SEP 15

NOT FOR BID/CONSTRUCTION

Discrepancies must be reported immediately to the Architect before proceeding. Only figured dimensions are to be used. Contractors must check all dimensions on site. This drawing is protected by copyright.

ALL DIMENSIONS ARE SHOWN IN IMPERIAL.

CONSULTANT:

AAI ARCHITECTS, P.C.

PROJECT:

217 WEST 57TH STREET
NEW YORK, NY

DRAWING TITLE:

TYPICAL CONCRETE THREE QUARTER LANDING STAIR DETAILS

SEAL & SIGNATURE:

REGISTERED ARCHITECT
WILLIAE DAVID JARRETT
No. 028881
STATE OF NEW YORK

DATE:	09 JUN 14
PROJECT No:	1216-00
DRAWN: Author	REV:
CHK: Checker	7
SCALE: As indicated	
DWG No:	A-561.01
DOB PAGE No:	336 of 569

DOB EMPLOYEE STAMP:

DOB B-SCAN:

36" x 48" Arch E SHEET SIZE
FILE NAME: C:\Revit Local Files\EXTELL-865-AAI-TWR-CNF_bwilliams.rvt
PLOT DATE: 6/22/2015 11:19:21 AM

DEPT OF BLDGS 421258305 Job Number
E3940472222 Scan Code

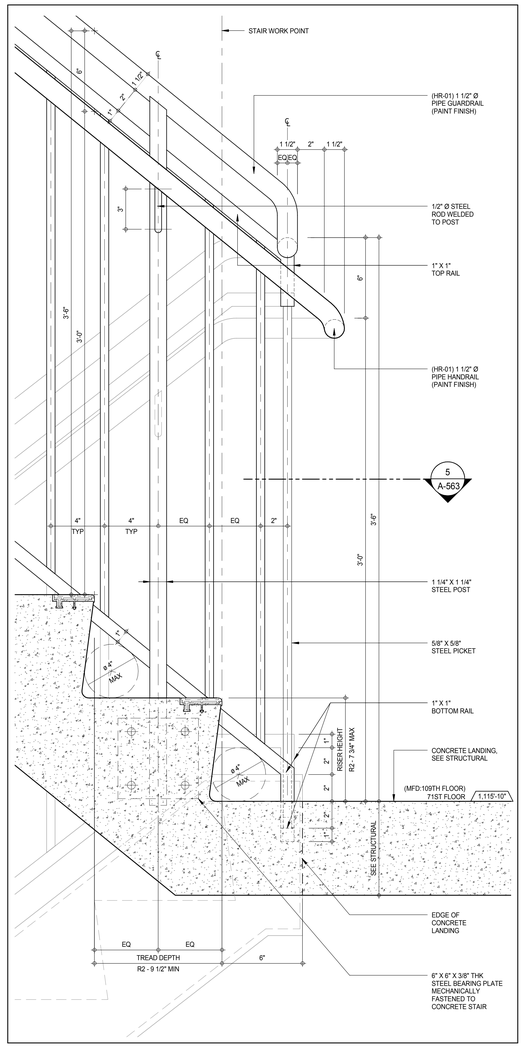

DETAIL - HANDRAIL / GUARDRAIL THRU CONCRETE BOTTOM LANDING 8
A-563
3" = 1'-0"

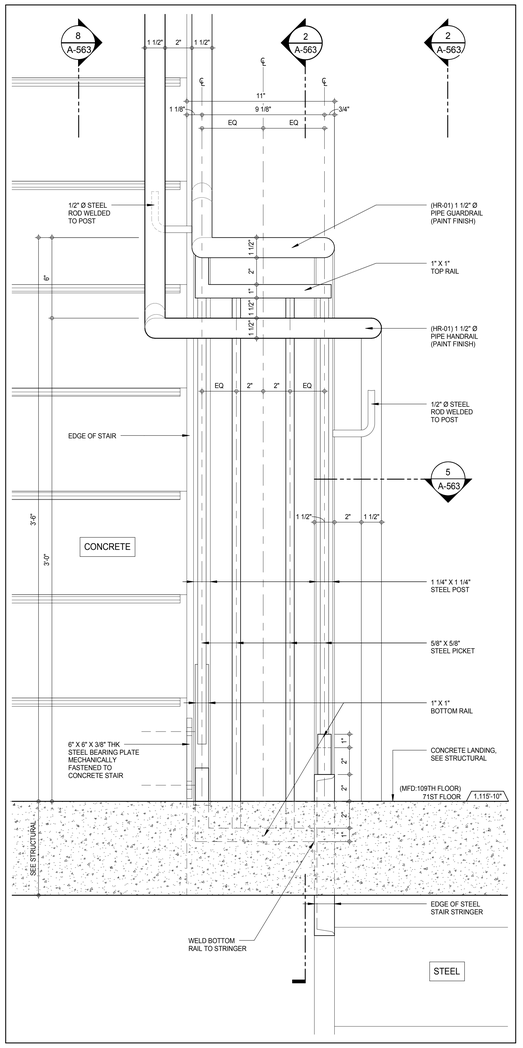

ELEVATION DETAIL - HANDRAIL / GUARDRAIL TRANSITION 6
A-563
3" = 1'-0"

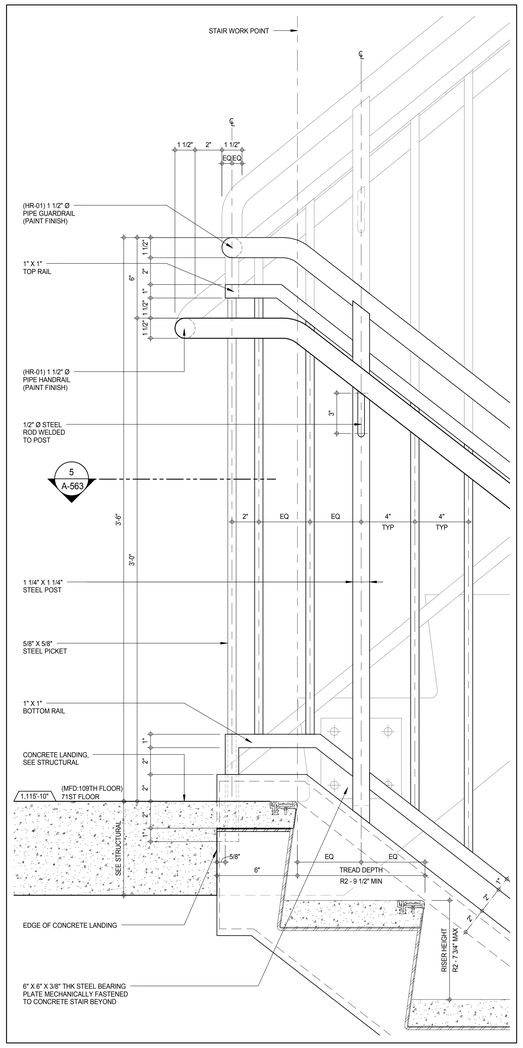

DETAIL - HANDRAIL / GUARDRAIL THRU STEEL STAIR TOP LANDING 4
A-563
3" = 1'-0"

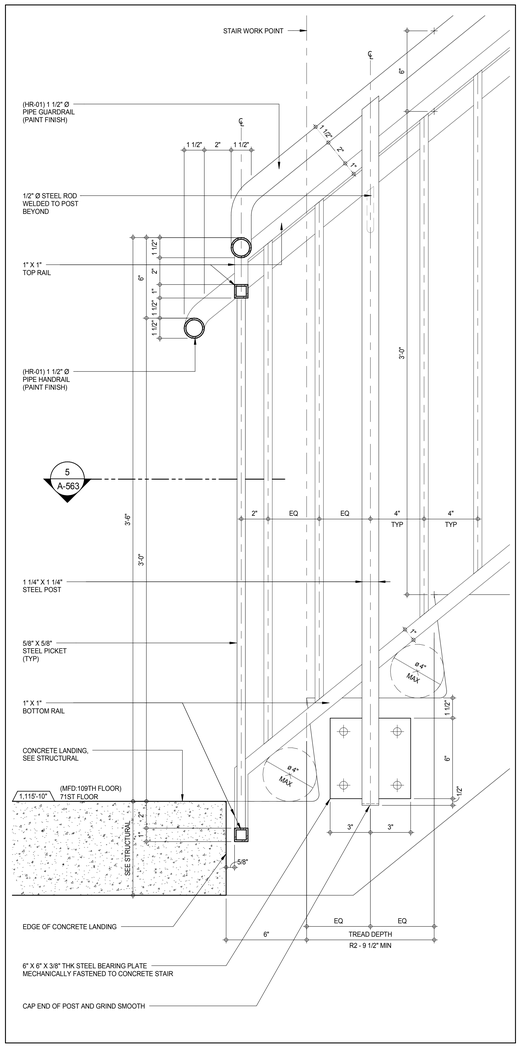

DETAIL - HANDRAIL / GUARDRAIL THRU CONCRETE LANDING WELL OPENING 2
A-563
3" = 1'-0"

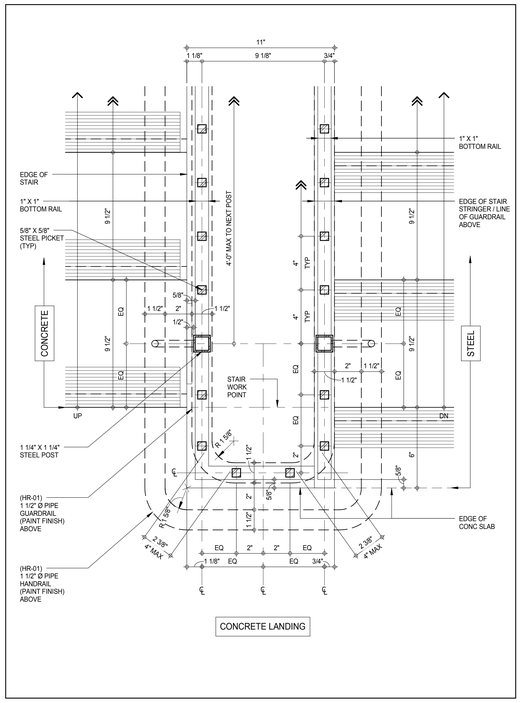

PLAN DETAIL - HANDRAIL / GUARDRAIL TRANSITION 5
A-563
3" = 1'-0"

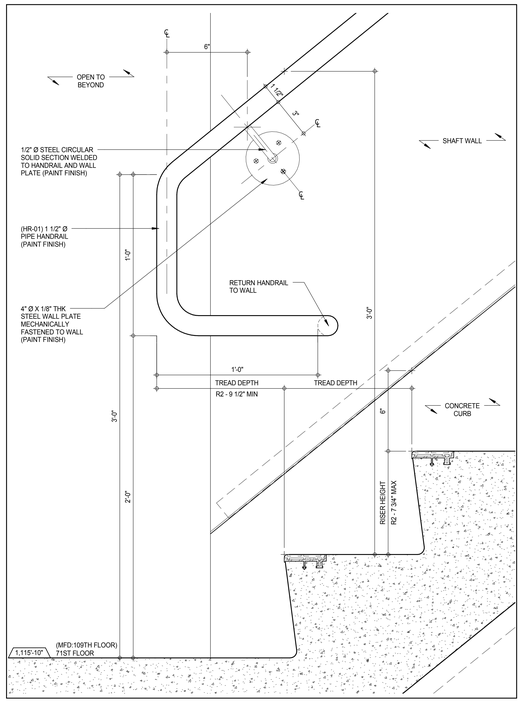

DETAIL - WALL MOUNTED HANDRAIL AT BOTTOM LANDING 3
A-561
3" = 1'-0"

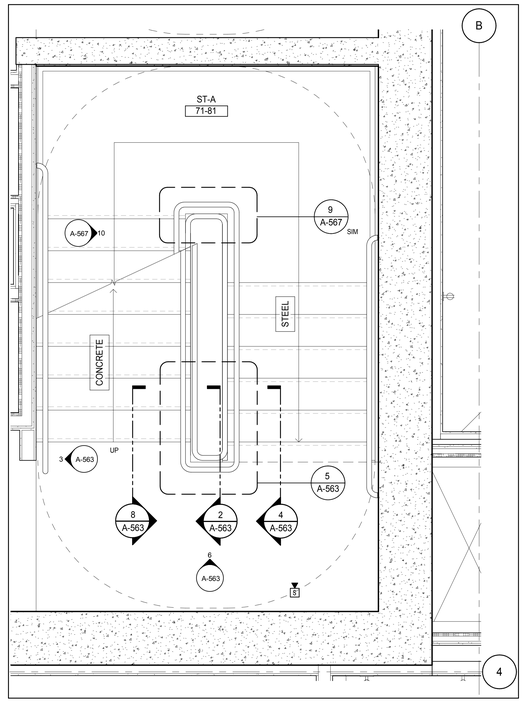

KEY PLAN - 71ST FLOOR ST-A 1
A-157
3/4" = 1'-0"



KEY PLAN:

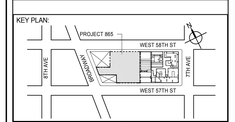

PROJECT NORTH

TRUE NORTH

DEVELOPER:
EXTELL DEVELOPMENT COMPANY
805 THIRD AVENUE, 7TH FLOOR
New York, NY 10022 USA
TEL: 212 712 6000 FAX: 212 712 6100

DESIGN ARCHITECT: Base Building Shell & Core
ADRIAN SMITH + GORDON GILL ARCHITECTURE
111 WEST MONROE STREET SUITE 2300
CHICAGO IL 60603
TEL: 312 920 1888 FAX: 312 920 1775

INTERIOR DESIGNER: Residential
Rottet Architecture and Design Studio, PLLC
298 Fifth Ave, 7th Floor
New York, NY 10001
TEL: 646 998 7000 FAX:

ARCHITECT OF RECORD: Base Building Shell, Core, & Residential
AAI ARCHITECTS, P.C.
401 Wellington St. W., 3rd Floor
Toronto, ON M5V 1E7 Canada
TEL: 416 967 1500 FAX: 416 967 7150

STRUCTURAL ENGINEERS:
WSP CANTOR SEINUK
228 EAST 45th Street
New York, NY 10017 USA
TEL: 212 687 9888 FAX: 646 487 5501

MEP ENGINEERS:
AKF GROUP
165 Broadway, 22nd Floor
New York, NY 10006 USA
TEL: 212 354 5656 FAX: 212 354 5668

GEOTECHNICAL ENGINEERS:
Langan Engineering & Environmental Services
21 Penn Plaza - 360 West 31st Street, 8th Floor
New York, NY 10001-2727
TEL: 212 479 5400 FAX: 212 479 5444

CODE CONSULTANTS:
Construction Consulting Associates
100 Church Street
New York, NY 10007
TEL: 212 385 1818 FAX: 212 385 1911

CURTAINWALL CONSULTANT:
AJLP Consulting
40 Worth Street. Suite 826
New York, NY 10013
TEL: 212 757 5659 FAX: 646 219 8508

LANDMARK/PRESERVATION CONSULTANT:
Jan Hird Pokorny Associates, Inc.
39 West 37th Street, 12A
New York, NY 10018
TEL: 212 759 6462 FAX: 212 759 6540

No.	DESCRIPTION	DATE
	D.O.B. AMENDMENT 2	21 SEP 15

NOT FOR BID/CONSTRUCTION

Discrepancies must be reported immediately to the Architect before proceeding. Only figured dimensions are to be used. Contractors must check all dimensions on site. This drawing is protected by copyright.

ALL DIMENSIONS ARE SHOWN IN IMPERIAL.

CONSULTANT:
AAI ARCHITECTS, P.C.

PROJECT:
217 WEST 57TH STREET
NEW YORK, NY

DRAWING TITLE:
TYPICAL STEEL AND CONCRETE STAIR TRANSITION DETAILS

SEAL & SIGNATURE:
REGISTERED ARCHITECT ADRIAN DAVID LANGER 022883 STATE OF NEW YORK

DATE:	08/17/15
PROJECT No:	1216-00
DRAWN: Author	REV:
CHK: Checker	
SCALE: As indicated	
DWG No:	**A-563.00**
DOB PAGE No:	337 of 569

DOB EMPLOYEE STAMP:
DOB B-SCAN:

36" x 48" Arch E SHEET SIZE
FILE NAME: C:\Revit Local Files\EXTELL-865-AAI-TWR-CNF_hadamm.rvt
PLOT DATE: 9/8/2015 11:19:53 AM

DEPT OF BLDGS 121263435 Job Number
E3115594385 Scan Code

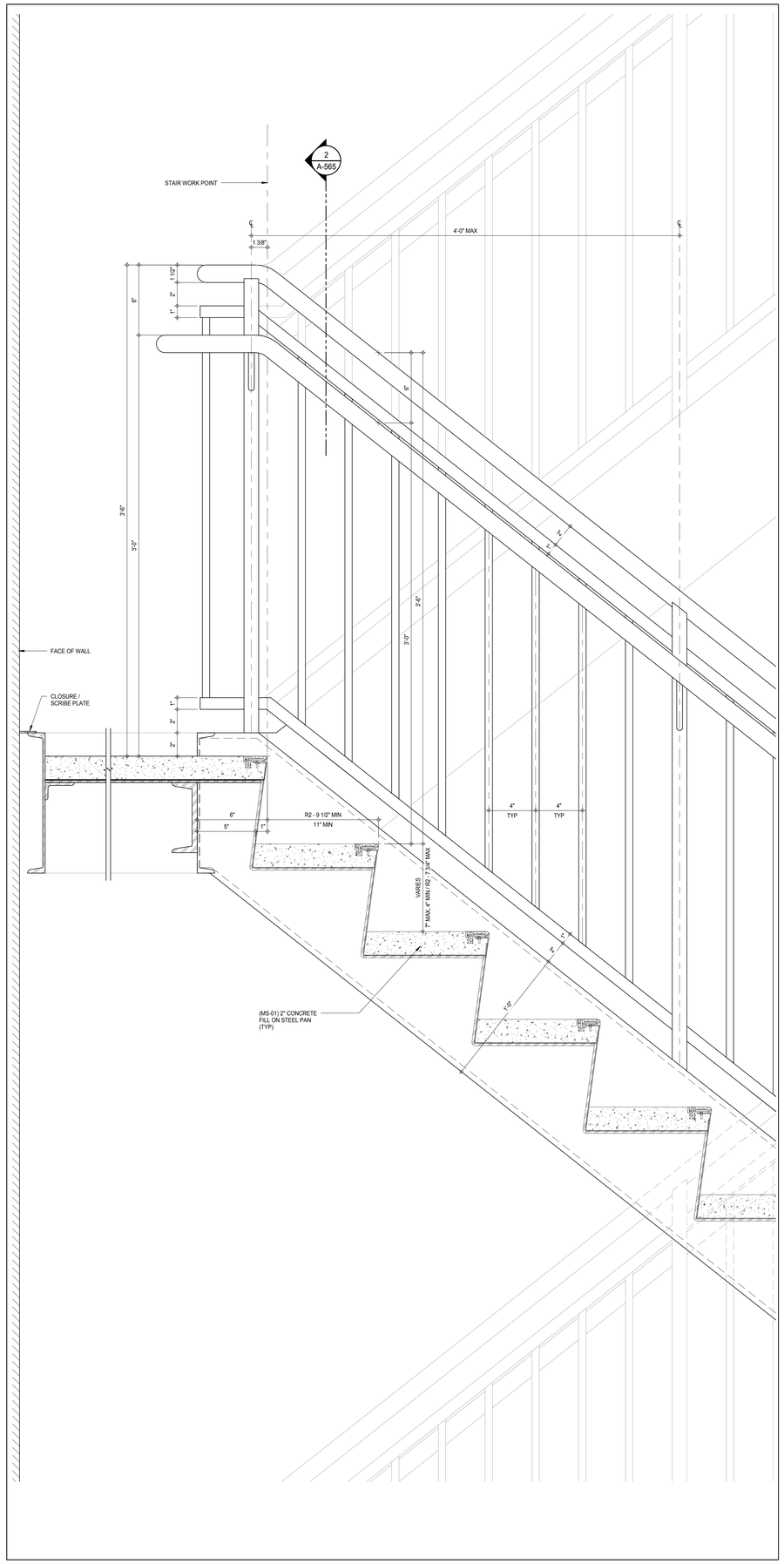

SECTION DETAIL THRU MID LANDING 6
A-360
3" = 1'-0"

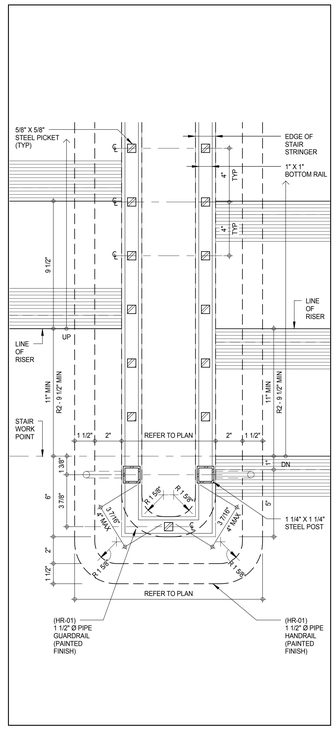

PLAN DETAIL - STAIR RAILING 5
A-565
3" = 1'-0"

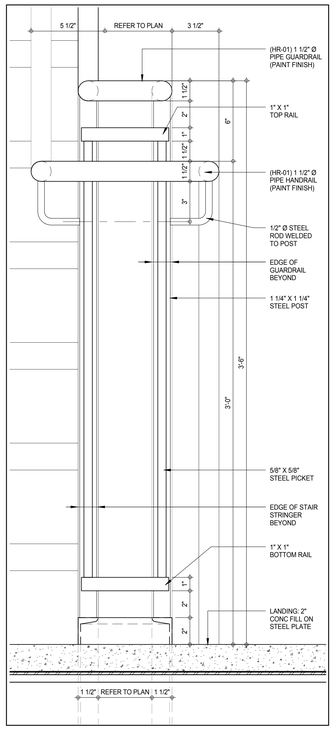

ELEVATION DETAIL - STAIR RAILING 4
3" = 1'-0"

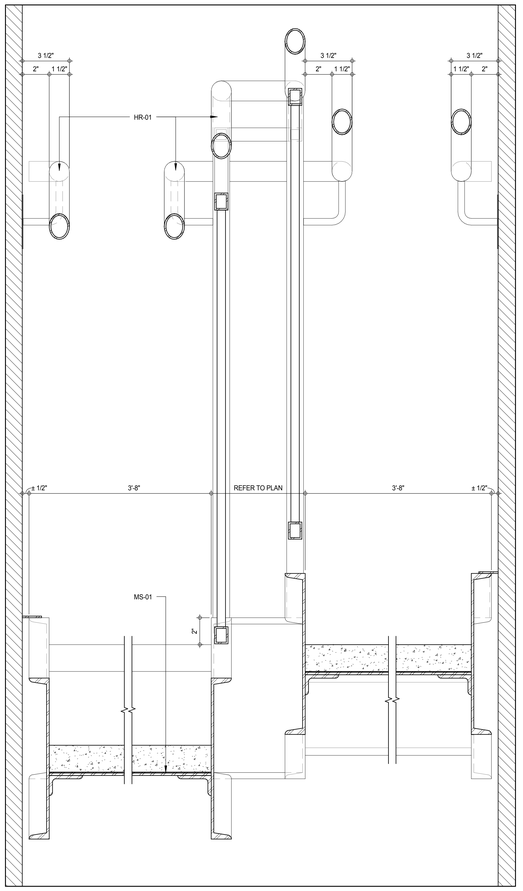

SECTION DETAIL THRU TREAD 2
A-565
3" = 1'-0"

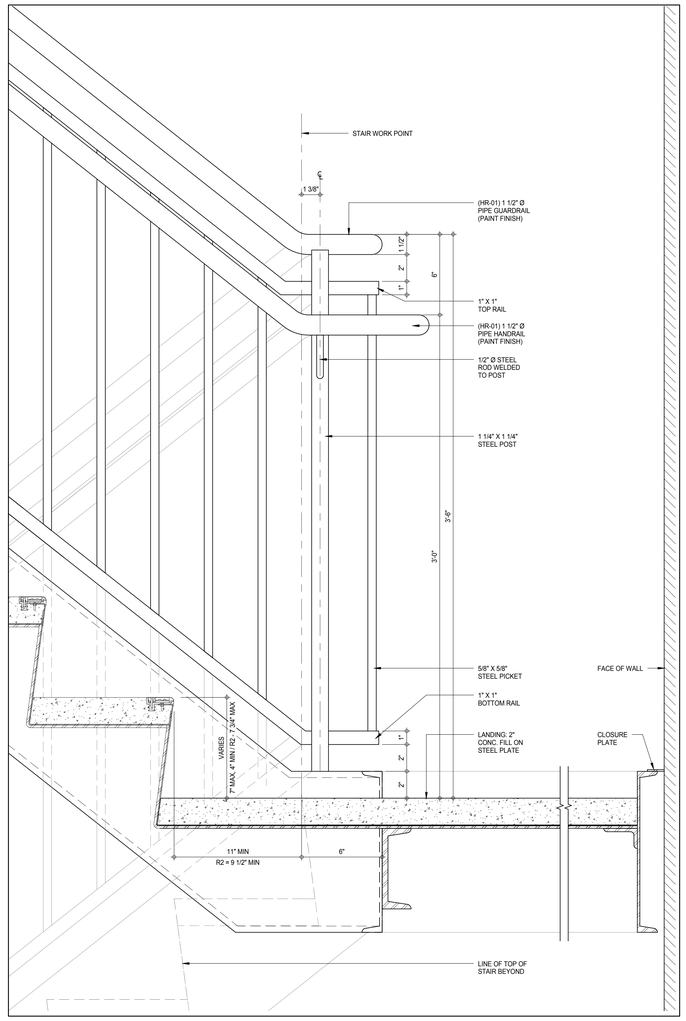

SECTION DETAIL THRU STEEL LANDING 3
A-360
3" = 1'-0"

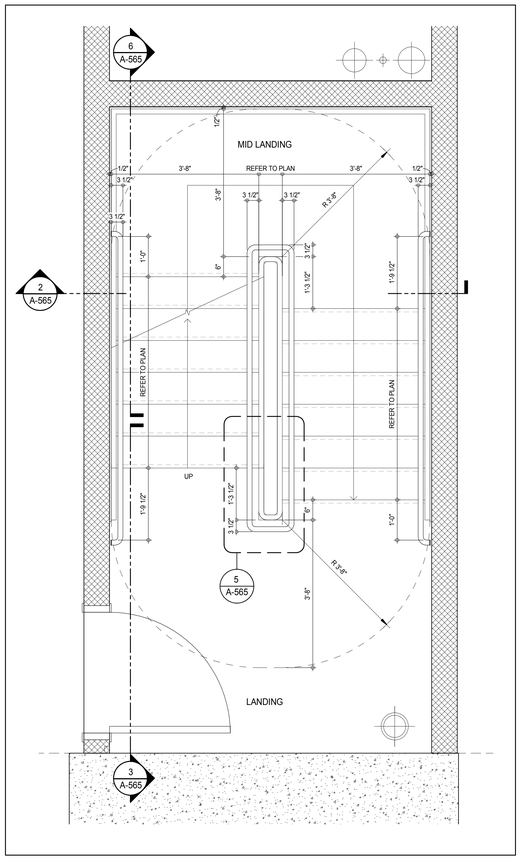

KEY PLAN - HALF LANDING STEEL STAIR 1
3/4" = 1'-0"



KEY PLAN:

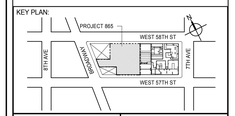

PROJECT NORTH

TRUE NORTH

DEVELOPER:
EXTELL DEVELOPMENT COMPANY
805 THIRD AVENUE, 7TH FLOOR
New York, NY 10022 USA
TEL: 212 712 6000 FAX: 212 712 6100

DESIGN ARCHITECT: Base Building Shell & Core
ADRIAN SMITH + GORDON GILL ARCHITECTURE
111 WEST MONROE STREET SUITE 2300
CHICAGO IL 60603
TEL: 312 920 1888 FAX: 312 920 1775

INTERIOR DESIGNER: Residential
Rottet Architecture and Design Studio, PLLC
298 Fifth Ave, 7th Floor
New York, NY 10001
TEL: 646 998 7000 FAX:

ARCHITECT OF RECORD: Base Building Shell, Core, & Residential
AAI ARCHITECTS, P.C.
401 Wellington St. W., 3rd Floor
Toronto, ON M5V 1E7 Canada
TEL: 416 967 1500 FAX: 416 967 7150

STRUCTURAL ENGINEERS:
WSP CANTOR SEINUK
228 EAST 45th Street
New York, NY 10017 USA
TEL: 212 687 9888 FAX: 646 487 5501

MEP ENGINEERS:
AKF GROUP
165 Broadway, 22nd Floor
New York, NY 10006 USA
TEL: 212 354 5656 FAX: 212 354 5668

GEOTECHNICAL ENGINEERS:
Langan Engineering & Environmental Services
21 Penn Plaza - 360 West 31st Street, 8th Floor
New York, NY 10001-2727
TEL: 212 479 5400 FAX: 212 479 5444

CODE CONSULTANTS:
Construction Consulting Associates
100 Church Street
New York, NY 10007
TEL: 212 385 1818 FAX: 212 385 1911

CURTAINWALL CONSULTANT:
AJLP Consulting
40 Worth Street. Suite 826
New York, NY 10013
TEL: 212 757 5659 FAX: 646 219 8508

LANDMARK/PRESERVATION CONSULTANT:
Jan Hird Pokorny Associates, Inc.
39 West 37th Street, 12A
New York, NY 10018
TEL: 212 759 6462 FAX: 212 759 6540

No.	DESCRIPTION	DATE
1	STAIRS BID PACKAGE	09 JUN 14
2	CD PROGRESS ISSUE 1	15 OCT 14
3	CD PROGRESS ISSUE 2	19 DEC 14
4	D.O.B. SUBMISSION	18 FEB 15
5	CD PROGRESS ISSUE 3	09 MAR 15
	D.O.B. SUBMISSION	27 APR 15
6	CD PROGRESS ISSUE 4	01 JUN 15
7	CD PROGRESS ISSUE 5	10 AUG 15
	D.O.B. AMENDMENT 2	21 SEP 15

NOT FOR BID/CONSTRUCTION

Discrepancies must be reported immediately to the Architect before proceeding. Only figured dimensions are to be used. Contractors must check all dimensions on site. This drawing is protected by copyright.

ALL DIMENSIONS ARE SHOWN IN IMPERIAL.

CONSULTANT:

AAI ARCHITECTS, P.C.

PROJECT:

217 WEST 57TH STREET
NEW YORK, NY

DRAWING TITLE:

TYPICAL STEEL HALF LANDING STAIR DETAILS

SEAL & SIGNATURE:

REGISTERED ARCHITECT WAYNE DAVID JAMES No. 026881 STATE OF NEW YORK

DATE:	09 JUN 14
PROJECT No:	1216-00
DRAWN: Author	REV:
CHK: Checker	7
SCALE: As indicated	
DWG No:	**A-565.01**
DOB PAGE No:	338 of 569

DOB EMPLOYEE STAMP:

DOB B-SCAN:

36" x 48" Arch E SHEET SIZE
FILE NAME: C:\Revit Local Files\EXTELL-865-AAI-TWR-CNF_bullpen.rvt
PLOT DATE: 6/2/2015 11:24:17 AM

DEPT OF BLDGS 421258305 Job Number
E5900621400 Scan Code

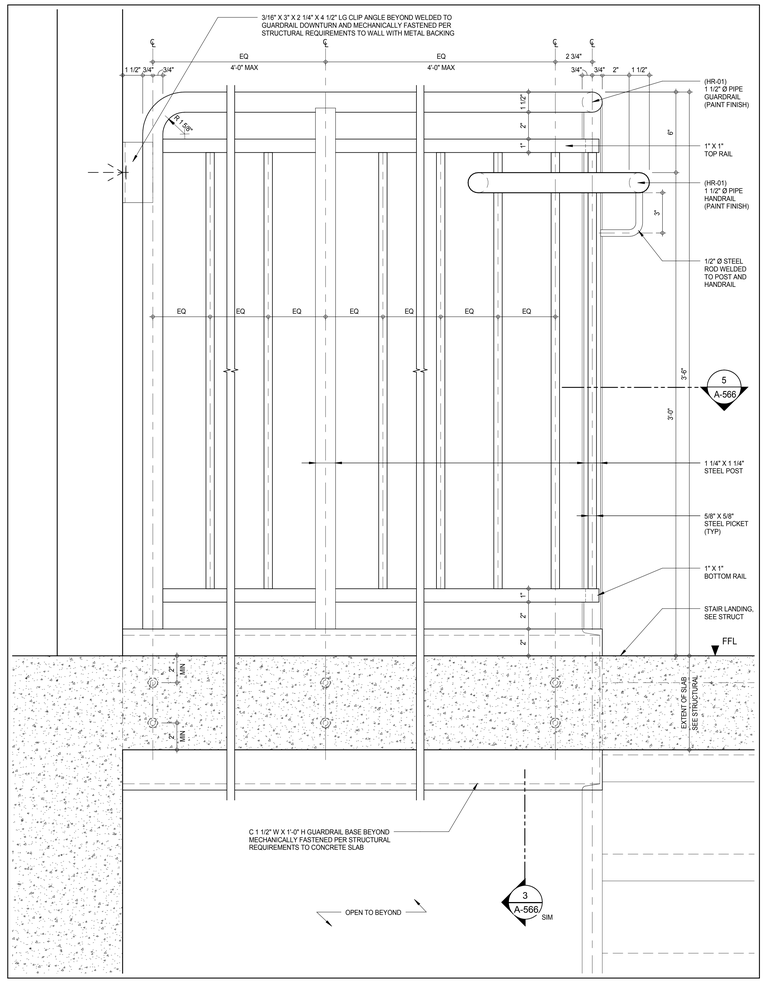

PRINT-A-566-6-3"-STAIRS-HANDRAIL/GUARDRAIL DETAIL-94F ST-A TOP LANDING FRONT 6

3" = 1'-0"

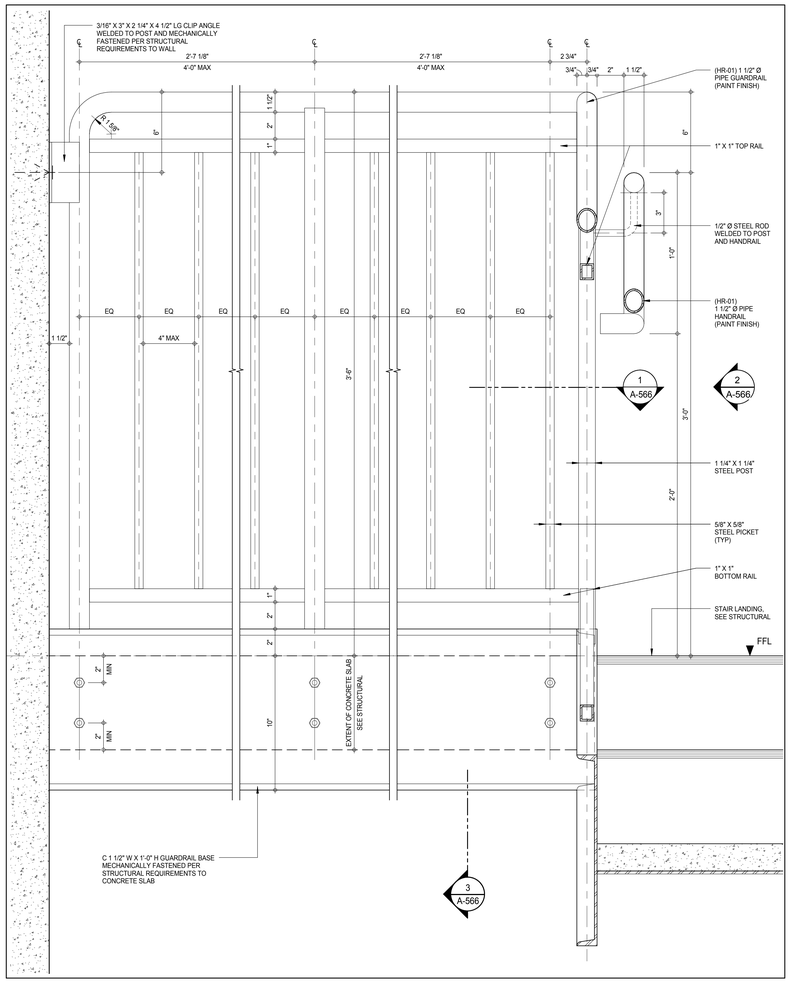

PRINT-A-566-4-3"-STAIRS-HANDRAIL/GUARDRAIL-6F1 ST-D TOP LANDING FRONT 4

3" = 1'-0"

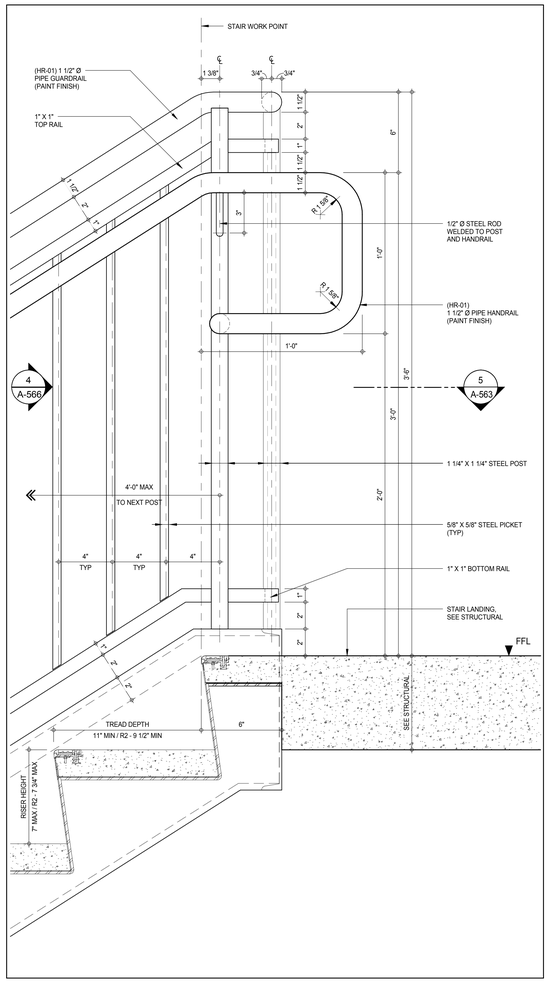

PRINT-A-566-2-3"-STAIRS-HANDRAIL/GUARDRAIL-6FI ST-D TOP LANDING SIDE 2

3" = 1'-0"

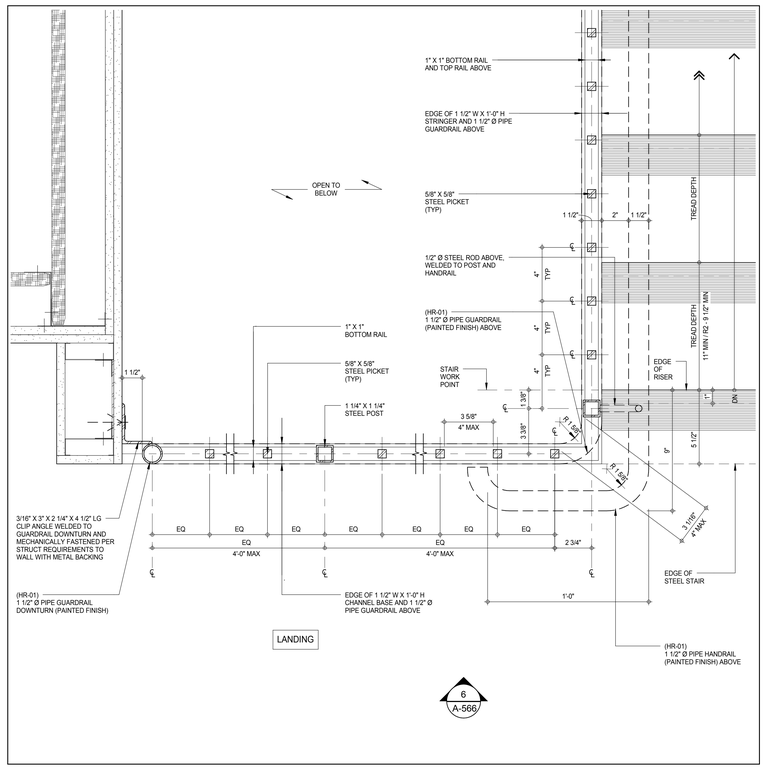

PRINT-A-566-5-3"-STAIRS-HANDRAIL/GUARDRAIL SHORT 90L EXT-94F ST-A TOP LANDING DET 5

3" = 1'-0"

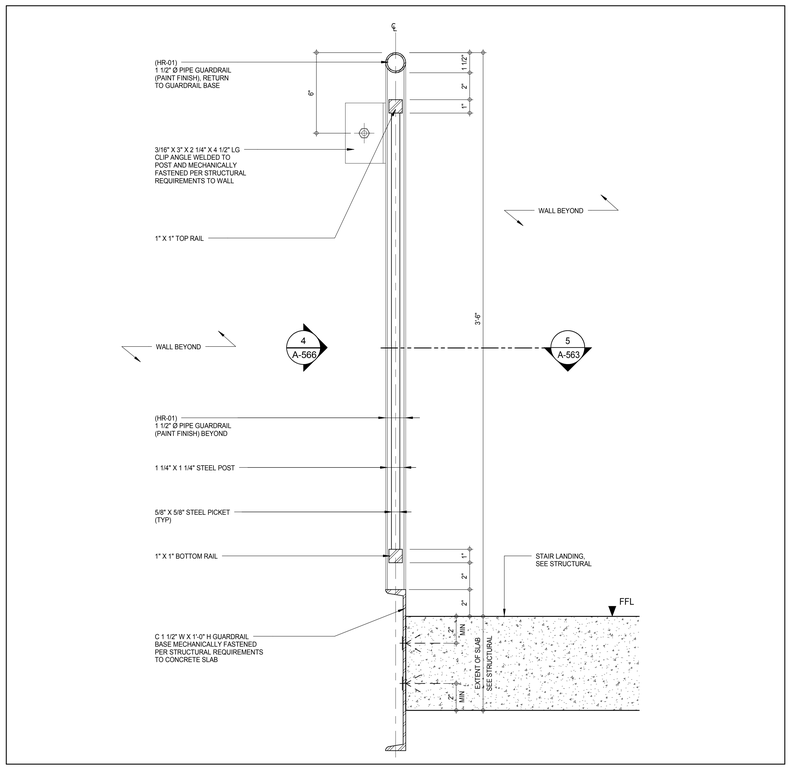

PRINT-A-566-3-3"-STAIRS-GUARDRAIL-6FI ST-D TOP LANDING DET 3

A-566
3" = 1'-0"

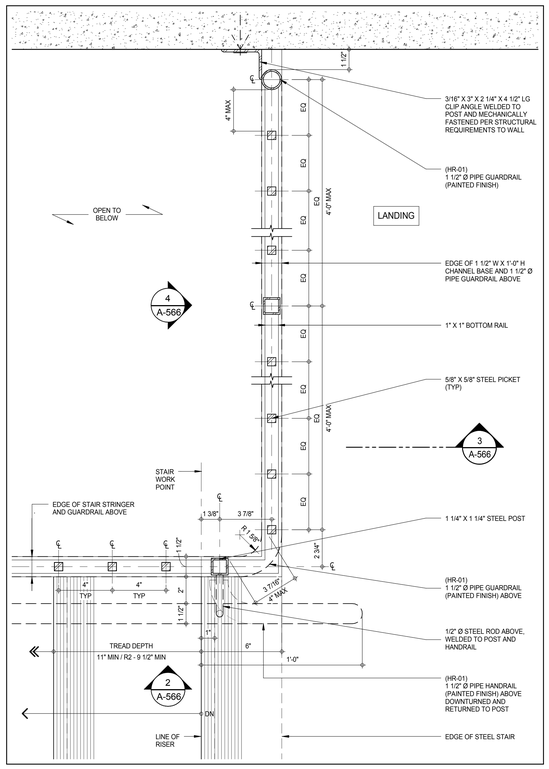

PRINT-A-566-1-3"-STAIRS-HANDRAIL/GUARDRAIL DOWNTURNED-6FI ST-D TOP LANDING DET 1

3" = 1'-0"

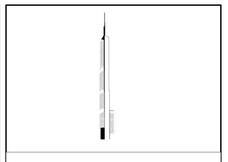

KEY PLAN:

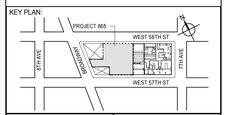

PROJECT NORTH

TRUE NORTH

DEVELOPER:
EXTELL DEVELOPMENT COMPANY
805 THIRD AVENUE, 7TH FLOOR
New York, NY 10022 USA
TEL: 212 712 6000 FAX: 212 712 6100

DESIGN ARCHITECT: Base Building Shell & Core
ADRIAN SMITH + GORDON GILL ARCHITECTURE
111 WEST MONROE STREET SUITE 2300
CHICAGO IL 60603
TEL: 312 920 1888 FAX: 312 920 1775

INTERIOR DESIGNER: Residential
Rottet Architecture and Design Studio, PLLC
298 Fifth Ave, 7th Floor
New York, NY 10001
TEL: 646 998 7000 FAX:

ARCHITECT OF RECORD: Base Building Shell, Core, & Residential
AAI ARCHITECTS, P.C.
401 Wellington St. W., 3rd Floor
Toronto, ON M5V 1E7 Canada
TEL: 416 967 1500 FAX: 416 967 7150

STRUCTURAL ENGINEERS:
WSP CANTOR SEINUK
228 EAST 45th Street
New York, NY 10017 USA
TEL: 212 687 9888 FAX: 646 487 5501

MEP ENGINEERS:
AKF GROUP
165 Broadway, 22nd Floor
New York, NY 10006 USA
TEL: 212 354 5656 FAX: 212 354 5668

GEOTECHNICAL ENGINEERS:
Langan Engineering & Environmental Services
21 Penn Plaza - 360 West 31st Street, 8th Floor
New York, NY 10001-2727
TEL: 212 479 5400 FAX: 212 479 5444

CODE CONSULTANTS:
Construction Consulting Associates
100 Church Street
New York, NY 10007
TEL: 212 385 1818 FAX: 212 385 1911

CURTAINWALL CONSULTANT:
AJLP Consulting
40 Worth Street. Suite 826
New York, NY 10013
TEL: 212 757 5659 FAX: 646 219 8508

LANDMARK/PRESERVATION CONSULTANT:
Jan Hird Pokorny Associates, Inc.
39 West 37th Street, 12A
New York, NY 10018
TEL: 212 759 6462 FAX: 212 759 6540

No.	DESCRIPTION	DATE
	D.O.B. AMENDMENT 2	21 SEP 15

NOT FOR BID/CONSTRUCTION

Discrepancies must be reported immediately to the Architect before proceeding. Only figured dimensions are to be used. Contractors must check all dimensions on site. This drawing is protected by copyright.

ALL DIMENSIONS ARE SHOWN IN IMPERIAL.

CONSULTANT:

AAI ARCHITECTS, P.C.

PROJECT:

217 WEST 57TH STREET
NEW YORK, NY

DRAWING TITLE:

TYPICAL STAIR HANDRAIL / GUARDRAIL DETAILS

SEAL & SIGNATURE:

REGISTERED ARCHITECT ANDRE DAVID JAMES No. 026881 STATE OF NEW YORK

DATE:	08/19/15
PROJECT No:	1216-00
DRAWN: Author	REV:
CHK: Checker	
SCALE: 3" = 1'-0"	
DWG No:	**A-566.00**
DOB PAGE No:	339 of 569

DOB EMPLOYEE STAMP: DOB B-SCAN:

36" x 48" Arch E SHEET SIZE
FILE NAME: C:\Revit Local Files\EXTELL-865-AA-THR-CNF_bwilliams.rvt
PLOT DATE: 9/2/2015 11:24:43 AM

DEPT OF BLDGS 421206305 Job Number
ES241803784L Scan Code

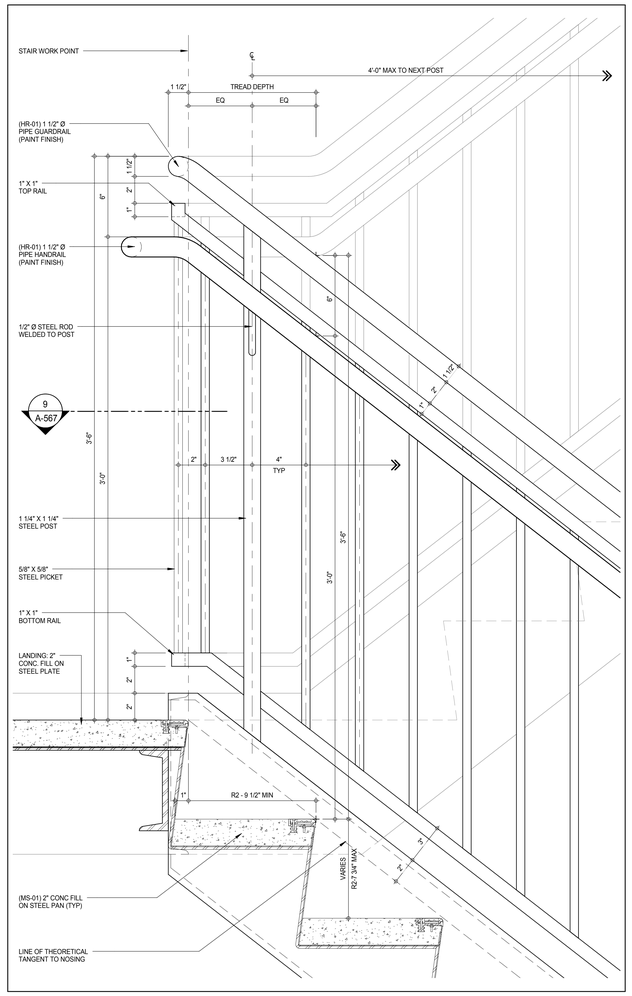

SECTION DETAIL - TYPICAL R2 STEEL STAIR HANDRAIL/GUARDRAIL @ SHORT WELL OPENING 10

A-563
3" = 1'-0"

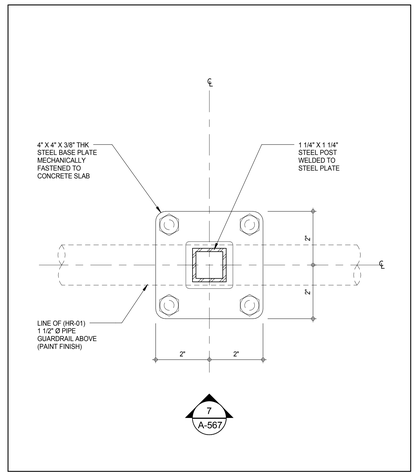

PLAN DETAIL - RAILING POST ON CONCRETE SLAB 8

6" = 1'-0"

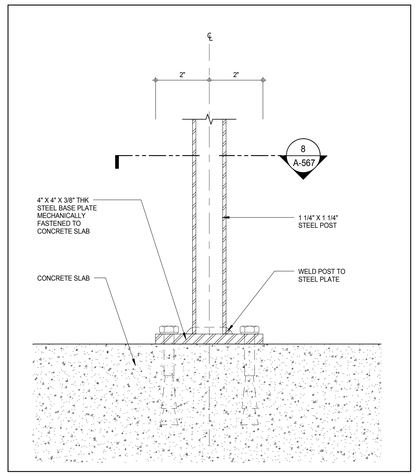

SECTION DETAIL - RAILING POST ON CONCRETE SLAB 7

A-567
6" = 1'-0"

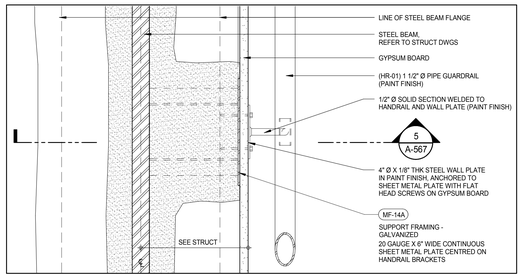

PLAN DETAIL - HANDRAIL @ GYPSUM BOARD STEEL BEAM COVER 6

A-567
3" = 1'-0"

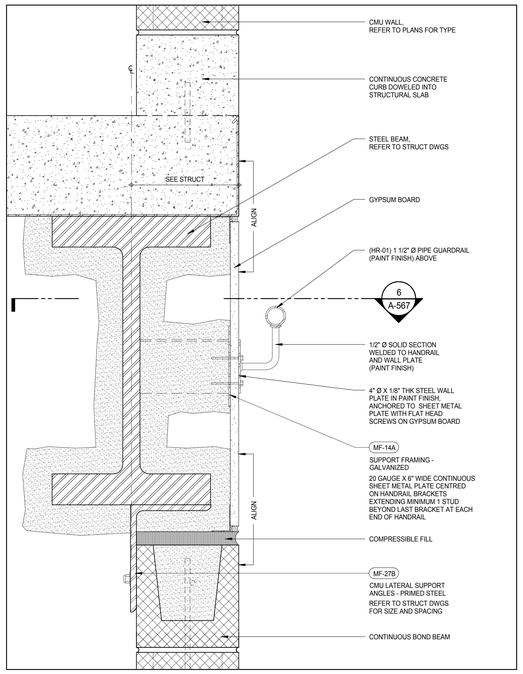

SECTION DETAIL - HANDRAIL @ GYPSUM BOARD STEEL BEAM COVER 5

A-567
3" = 1'-0"

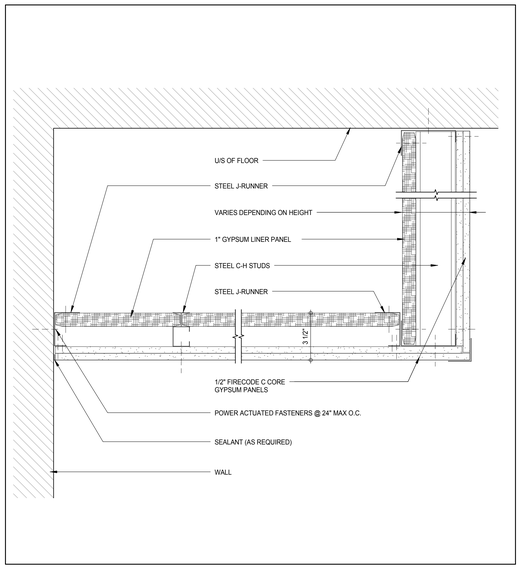

SECTION DETAIL - 2 HOUR FIRE RATED STAIR SOFFIT 3

A-360
3" = 1'-0"

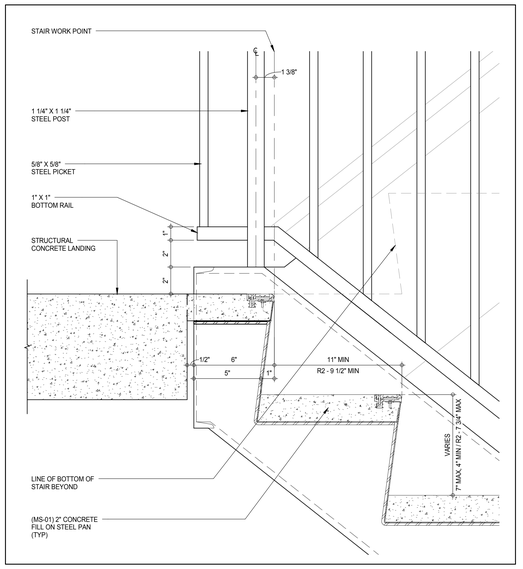

SECTION DETAIL - TOP OF STEEL STAIR WITH CONCRETE LANDING 2

3" = 1'-0"

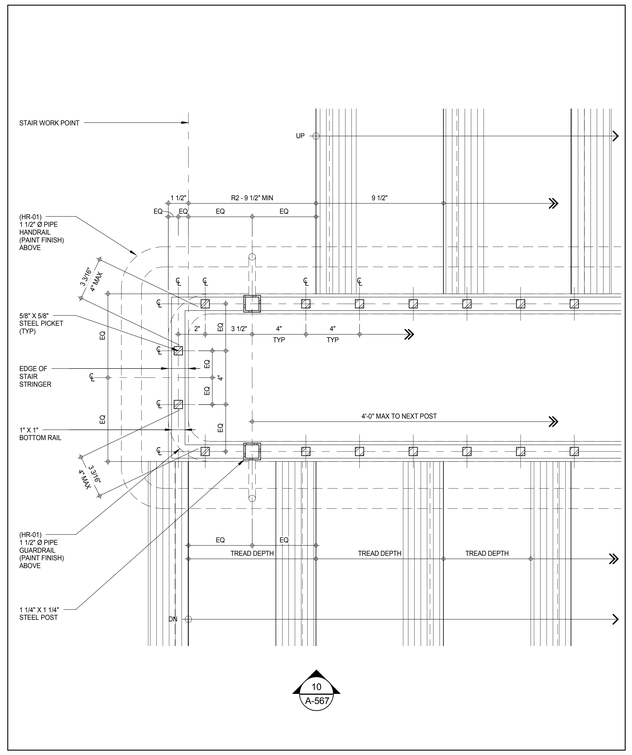

PLAN DETAIL - TYPICAL R2 STEEL STAIR HANDRAIL/GUARDRAIL @ SHORT WELL OPENING 9

A-563
3" = 1'-0"

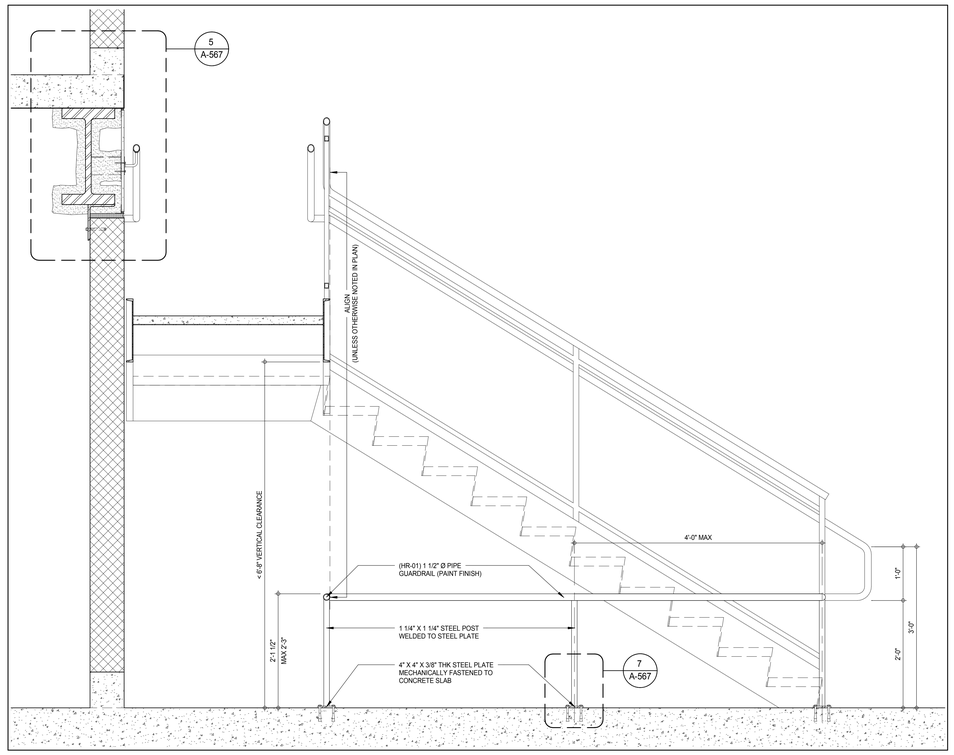

DETAIL - REDUCED VERTICAL CLEARANCE BARRIER 4

1" = 1'-0"

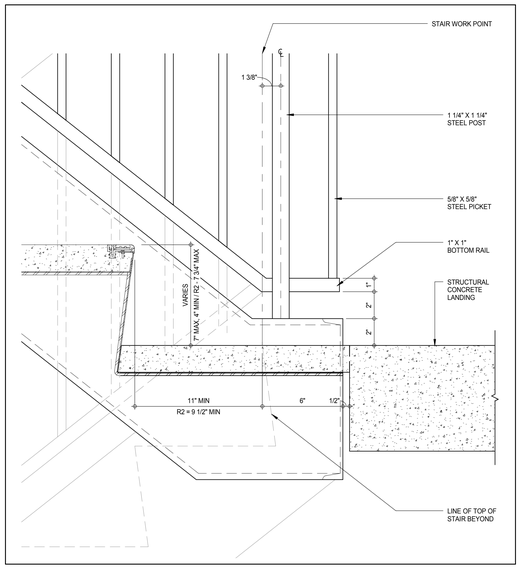

SECTION DETAIL - BOTTOM OF STEEL STAIR WITH CONCRETE LANDING 1

3" = 1'-0"

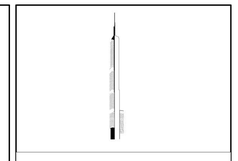

KEY PLAN:

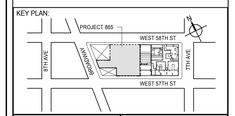

PROJECT NORTH: TRUE NORTH

DEVELOPER:
EXTELL DEVELOPMENT COMPANY
805 THIRD AVENUE, 7TH FLOOR
New York, NY 10022 USA
TEL: 212 712 6000 FAX: 212 712 6100

DESIGN ARCHITECT: Base Building Shell & Core
ADRIAN SMITH + GORDON GILL ARCHITECTURE
111 WEST MONROE STREET SUITE 2300
CHICAGO IL 60603
TEL: 312 920 1888 FAX: 312 920 1775

INTERIOR DESIGNER: Residential
Rottet Architecture and Design Studio, PLLC
298 Fifth Ave, 7th Floor
New York, NY 10001
TEL: 646 998 7000 FAX:

ARCHITECT OF RECORD: Base Building Shell, Core, & Residential
AAI ARCHITECTS, P.C.
401 Wellington St. W., 3rd Floor
Toronto, ON M5V 1E7 Canada
TEL: 416 967 1500 FAX: 416 967 7150

STRUCTURAL ENGINEERS:
WSP CANTOR SEINUK
228 EAST 45th Street
New York, NY 10017 USA
TEL: 212 687 9888 FAX: 646 487 5501

MEP ENGINEERS:
AKF GROUP
165 Broadway, 22nd Floor
New York, NY 10006 USA
TEL: 212 354 5656 FAX: 212 354 5668

GEOTECHNICAL ENGINEERS:
Langan Engineering & Environmental Services
21 Penn Plaza - 360 West 31st Street, 8th Floor
New York, NY 10001-2727
TEL: 212 479 5400 FAX: 212 479 5444

CODE CONSULTANTS:
Construction Consulting Associates
100 Church Street
New York, NY 10007
TEL: 212 385 1818 FAX: 212 385 1911

CURTAINWALL CONSULTANT:
AJLP Consulting
40 Worth Street. Suite 826
New York, NY 10013
TEL: 212 757 5659 FAX: 646 219 8508

LANDMARK/PRESERVATION CONSULTANT:
Jan Hird Pokorny Associates, Inc.
39 West 37th Street, 12A
New York, NY 10018
TEL: 212 759 6462 FAX: 212 759 6540

No.	DESCRIPTION	DATE
	D.O.B. AMENDMENT 2	21 SEP 15

NOT FOR BID/CONSTRUCTION

Discrepancies must be reported immediately to the Architect before proceeding. Only figured dimensions are to be used. Contractors must check all dimensions on site. This drawing is protected by copyright.

ALL DIMENSIONS ARE SHOWN IN IMPERIAL.

CONSULTANT: AAI ARCHITECTS, P.C.

PROJECT:
217 WEST 57TH STREET
NEW YORK, NY

DRAWING TITLE:
TYPICAL STAIR DETAILS

SEAL & SIGNATURE: REGISTERED ARCHITECT ADRIAN DAVID JAMES 026881 STATE OF NEW YORK

DATE:	05/01/15
PROJECT No:	1216-00
DRAWN: Author	REV:
CHK: Checker	
SCALE: As indicated	
DWG No:	**A-567.00**
DOB PAGE No:	340 of 569

DOB EMPLOYEE STAMP: DOB B-SCAN:

36" x 48" Arch E SHEET SIZE
FILE NAME: C:\Revit Local Files\EXTELL-865-AAI-TWR-CNE_healiarm.rvt
PLOT DATE: 9/22/2015 11:12:29 AM

DEPT OF BLDGS 421208305 Job Number
E365497120 Scan Code

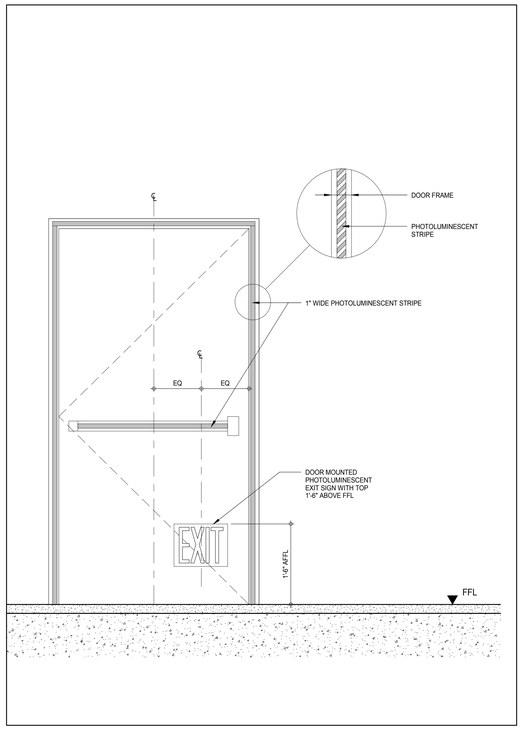

TYPICAL STAIR LANDING EXIT DOOR MARKING ELEVATION DETAIL 5
A-568
1" = 1'-0"

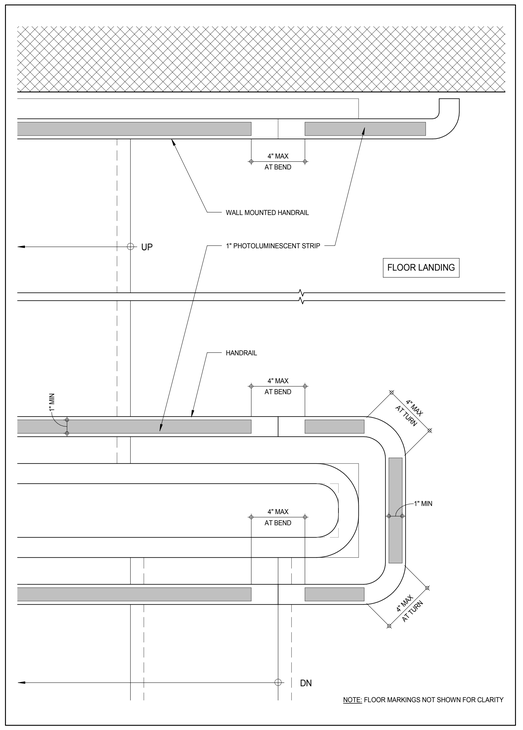

TYPICAL STAIR HANDRAIL MARKING PLAN DETAIL 3
A-568
3" = 1'-0"

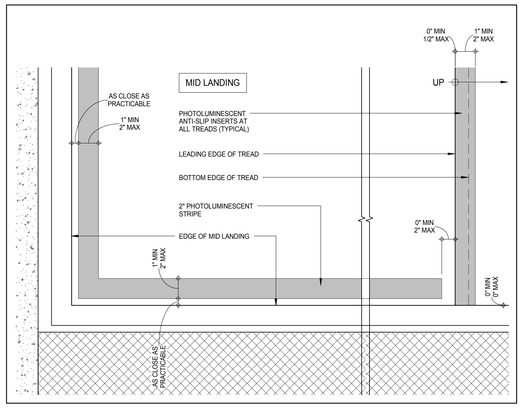

TYPICAL FLOOR MARKING PLAN DETAIL AT STAIR MID LANDING 4
A-568
3" = 1'-0"

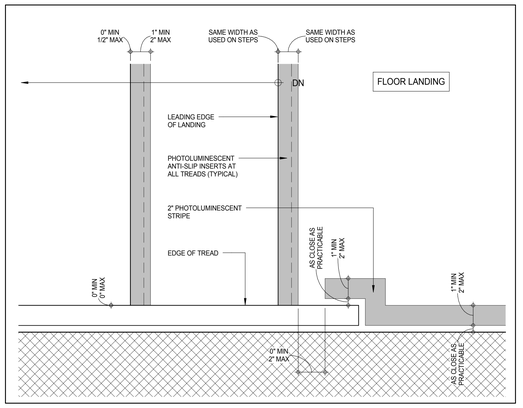

TYPICAL FLOOR MARKING PLAN DETAIL AT STAIR FLOOR LANDING 2
A-568
3" = 1'-0"

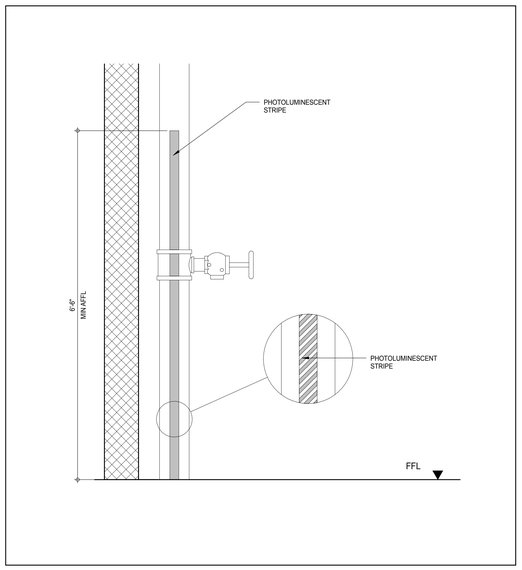

TYPICAL STANDPIPE MARKING ELEVATION DETAIL 6
A-568
1" = 1'-0"

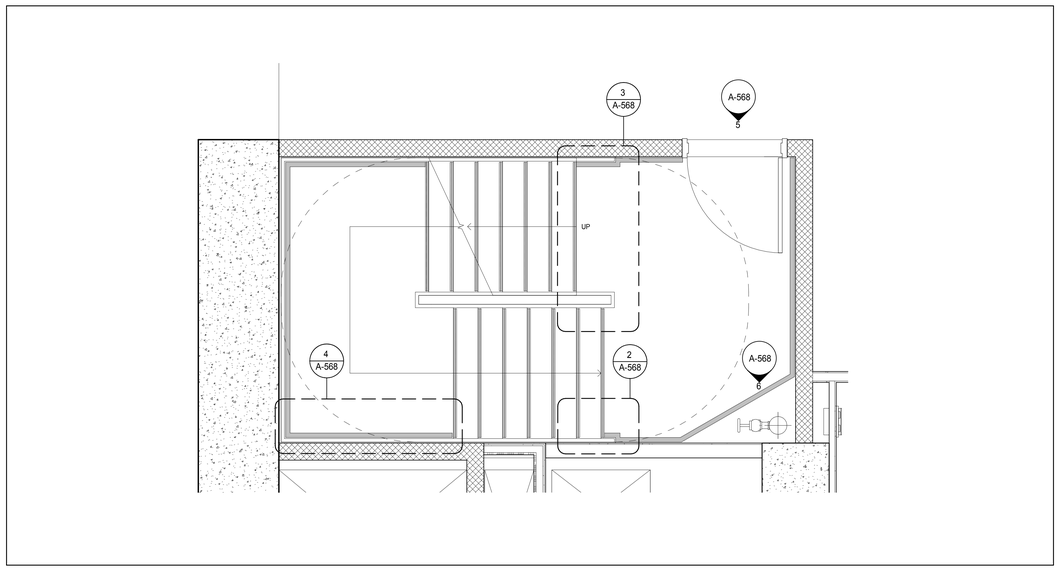

TYPICAL STAIR MARKING FLOOR PLAN 1
1/2" = 1'-0"



KEY PLAN:

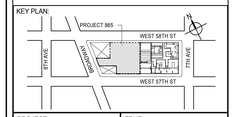

PROJECT NORTH | TRUE NORTH

DEVELOPER:
EXTELL DEVELOPMENT COMPANY
805 THIRD AVENUE, 7TH FLOOR
New York, NY 10022 USA
TEL: 212 712 6000 FAX: 212 712 6100

DESIGN ARCHITECT: Base Building Shell & Core
ADRIAN SMITH + GORDON GILL ARCHITECTURE
111 WEST MONROE STREET SUITE 2300
CHICAGO IL 60603
TEL: 312 920 1888 FAX: 312 920 1775

INTERIOR DESIGNER: Residential
Rottet Architecture and Design Studio, PLLC
298 Fifth Ave, 7th Floor
New York, NY 10001
TEL: 646 998 7000 FAX:

ARCHITECT OF RECORD: Base Building Shell, Core, & Residential
AAI ARCHITECTS, P.C.
401 Wellington St. W., 3rd Floor
Toronto, ON M5V 1E7 Canada
TEL: 416 967 1500 FAX: 416 967 7150

STRUCTURAL ENGINEERS:
WSP CANTOR SEINUK
228 EAST 45th Street
New York, NY 10017 USA
TEL: 212 687 9888 FAX: 646 487 5501

MEP ENGINEERS:
AKF GROUP
165 Broadway, 22nd Floor
New York, NY 10006 USA
TEL: 212 354 5656 FAX: 212 354 5668

GEOTECHNICAL ENGINEERS:
Langan Engineering & Environmental Services
21 Penn Plaza - 360 West 31st Street, 8th Floor
New York, NY 10001-2727
TEL: 212 479 5400 FAX: 212 479 5444

CODE CONSULTANTS:
Construction Consulting Associates
100 Church Street
New York, NY 10007
TEL: 212 385 1818 FAX: 212 385 1911

CURTAINWALL CONSULTANT:
AJLP Consulting
40 Worth Street. Suite 826
New York, NY 10013
TEL: 212 757 5659 FAX: 646 219 8508

LANDMARK/PRESERVATION CONSULTANT:
Jan Hird Pokorny Associates, Inc.
39 West 37th Street, 12A
New York, NY 10018
TEL: 212 759 6462 FAX: 212 759 6540

No.	DESCRIPTION	DATE
1	CD PROGRESS ISSUE 3	09 MAR 15
2	CD PROGRESS ISSUE 4	01 JUN 15
3	CD PROGRESS ISSUE 5	10 AUG 15
	D.O.B. AMENDMENT 2	21 SEP 15

NOT FOR BID/CONSTRUCTION

Discrepancies must be reported immediately to the Architect before proceeding. Only figured dimensions are to be used. Contractors must check all dimensions on site. This drawing is protected by copyright.

ALL DIMENSIONS ARE SHOWN IN IMPERIAL.

CONSULTANT:
AAI ARCHITECTS, P.C.

PROJECT:
217 WEST 57TH STREET
NEW YORK, NY

DRAWING TITLE:
TYPICAL STAIR MARKING DETAILS

SEAL & SIGNATURE:
REGISTERED ARCHITECT ADRIAN DAVID LANGER 026863 STATE OF NEW YORK

DATE:	09 MAR 15
PROJECT No:	1216-00
DRAWN: Author	REV:
CHK: Checker	3
SCALE: As indicated	
DWG No:	A-568.00
DOB PAGE No:	341 of 569

DOB EMPLOYEE STAMP: DOB B-SCAN:

36" x 48" Arch E SHEET SIZE
FILE NAME: C:\Revit Local Files\EXTELL-865-AAI-TWR-CNE_hadrians.rvt
PLOT DATE: 9/22/2015 1:12:54 AM

DEPT OF BLDGS 421208305 Job Number
E3805034315 Scan Code

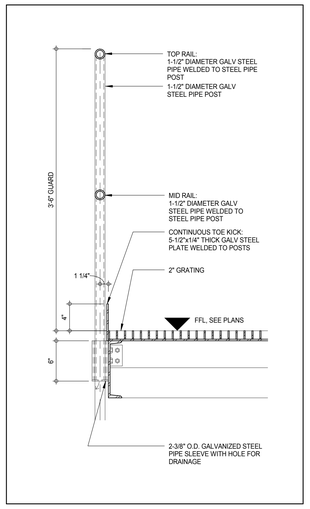

SECTION DETAIL - GUARD RAIL DETAIL 4
A-569
1 1/2" = 1'-0"

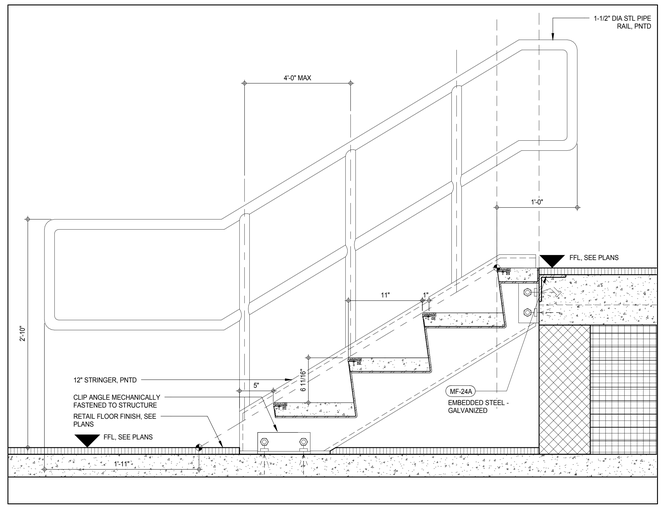

SECTION DETAIL - STEEL PAN STAIR DETAIL 3
A-423
1 1/2" = 1'-0"

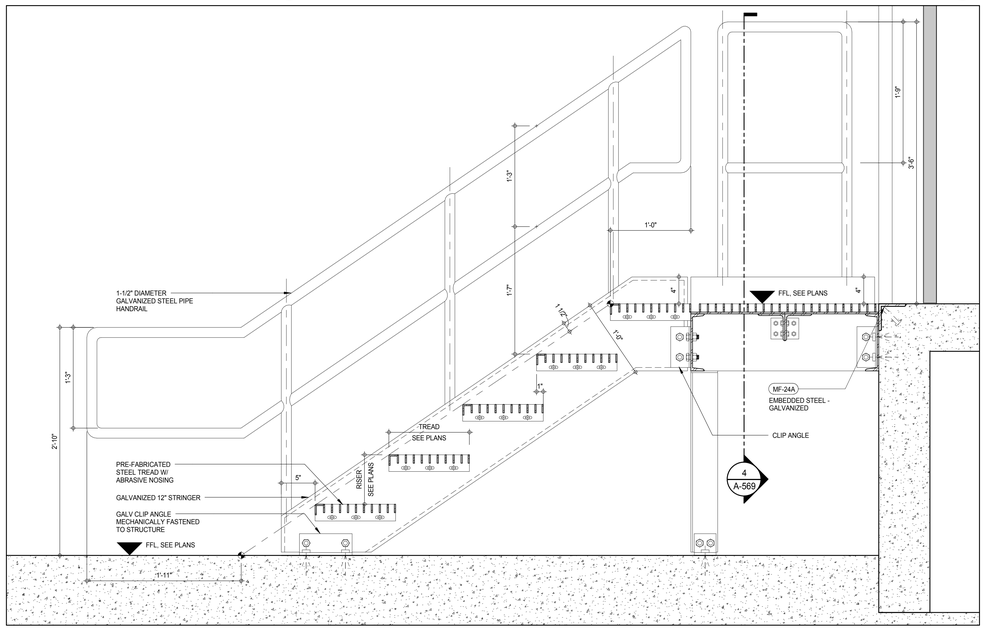

SECTION DETAIL - TYPICAL STAIR SECTION WITH PLATFORM 2
1 1/2" = 1'-0"

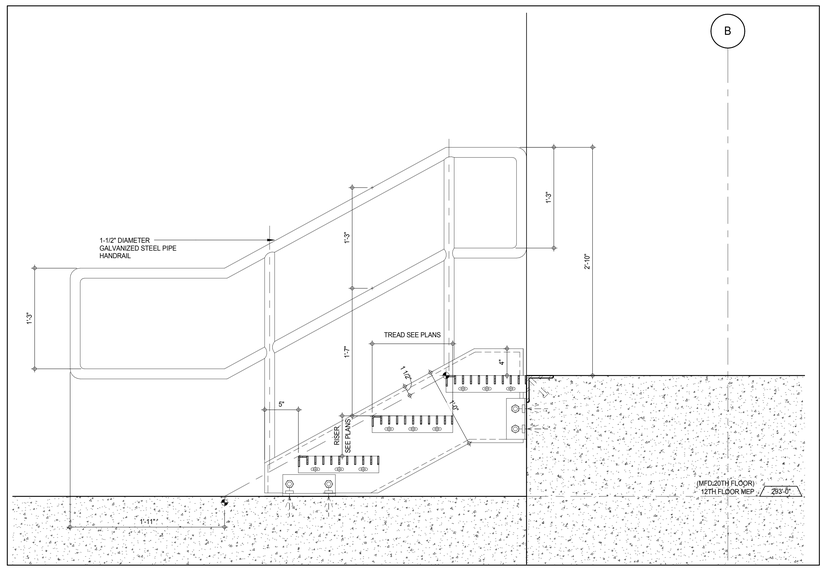

SECTION DETAIL - TYPICAL STAIR SECTION 5
A-122
1 1/2" = 1'-0"

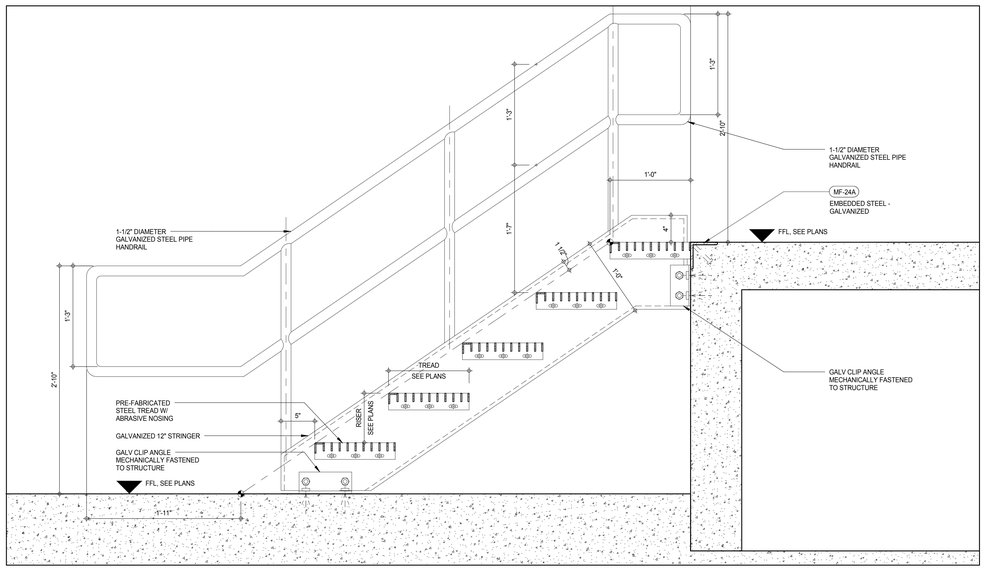

SECTION DETAIL - TYPICAL STAIR SECTION 1
A-116
1 1/2" = 1'-0"

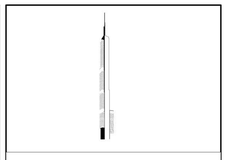

KEY PLAN:

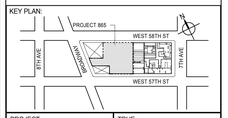

PROJECT NORTH

TRUE NORTH

DEVELOPER:
EXTELL DEVELOPMENT COMPANY
805 THIRD AVENUE, 7TH FLOOR
New York, NY 10022 USA
TEL: 212 712 6000 FAX: 212 712 6100

DESIGN ARCHITECT: Base Building Shell & Core
ADRIAN SMITH + GORDON GILL ARCHITECTURE
111 WEST MONROE STREET SUITE 2300
CHICAGO IL 60603
TEL: 312 920 1888 FAX: 312 920 1775

INTERIOR DESIGNER: Residential
Rottet Architecture and Design Studio, PLLC
298 Fifth Ave, 7th Floor
New York, NY 10001
TEL: 646 998 7000 FAX:

ARCHITECT OF RECORD: Base Building Shell, Core, & Residential
AAI ARCHITECTS, P.C.
401 Wellington St. W., 3rd Floor
Toronto, ON M5V 1E7 Canada
TEL: 416 967 1500 FAX: 416 967 7150

STRUCTURAL ENGINEERS:
WSP CANTOR SEINUK
228 EAST 45th Street
New York, NY 10017 USA
TEL: 212 687 9888 FAX: 646 487 5501

MEP ENGINEERS:
AKF GROUP
165 Broadway, 22nd Floor
New York, NY 10006 USA
TEL: 212 354 5656 FAX: 212 354 5668

GEOTECHNICAL ENGINEERS:
Langan Engineering & Environmental Services
21 Penn Plaza - 360 West 31st Street, 8th Floor
New York, NY 10001-2727
TEL: 212 479 5400 FAX: 212 479 5444

CODE CONSULTANTS:
Construction Consulting Associates
100 Church Street
New York, NY 10007
TEL: 212 385 1818 FAX: 212 385 1911

CURTAINWALL CONSULTANT:
AJLP Consulting
40 Worth Street. Suite 826
New York, NY 10013
TEL: 212 757 5659 FAX: 646 219 8508

LANDMARK/PRESERVATION CONSULTANT:
Jan Hird Pokorny Associates, Inc.
39 West 37th Street, 12A
New York, NY 10018
TEL: 212 759 6462 FAX: 212 759 6540

No.	DESCRIPTION	DATE
1	D.O.B. SUBMISSION	18 FEB 15
	D.O.B. SUBMISSION	27 APR 15
2	CD PROGRESS ISSUE 4	01 JUN 15
3	CD PROGRESS ISSUE 5	10 AUG 15
	D.O.B. AMENDMENT 2	21 SEP 15

NOT FOR BID/CONSTRUCTION

Discrepancies must be reported immediately to the Architect before proceeding. Only figured dimensions are to be used. Contractors must check all dimensions on site. This drawing is protected by copyright.

ALL DIMENSIONS ARE SHOWN IN IMPERIAL.

CONSULTANT:
AAI ARCHITECTS, P.C.

PROJECT:
217 WEST 57TH STREET
NEW YORK, NY

DRAWING TITLE:
TYPICAL BOH STEEL STAIR DETAILS

SEAL & SIGNATURE:
REGISTERED ARCHITECT JOSE DAVID VASQUEZ 028881 STATE OF NEW YORK

DATE:	18 FEB 15
PROJECT No:	1216-00
DRAWN: Author	REV:
CHK: Checker	3
SCALE: 1 1/2" = 1'-0"	
DWG No:	A-569.01
DOB PAGE No:	342 of 569

DOB EMPLOYEE STAMP:
DOB B-SCAN:

36" x 48" Arch E SHEET SIZE
FILE NAME: C:\Revit Local Files\EXTELL-865-AAI-TWR-CNE_hadams.rvt
PLOT DATE: 9/28/2015 11:22:15 AM

DEPT OF BLDGS 421258308 Job Number
E290267225 Scan Code

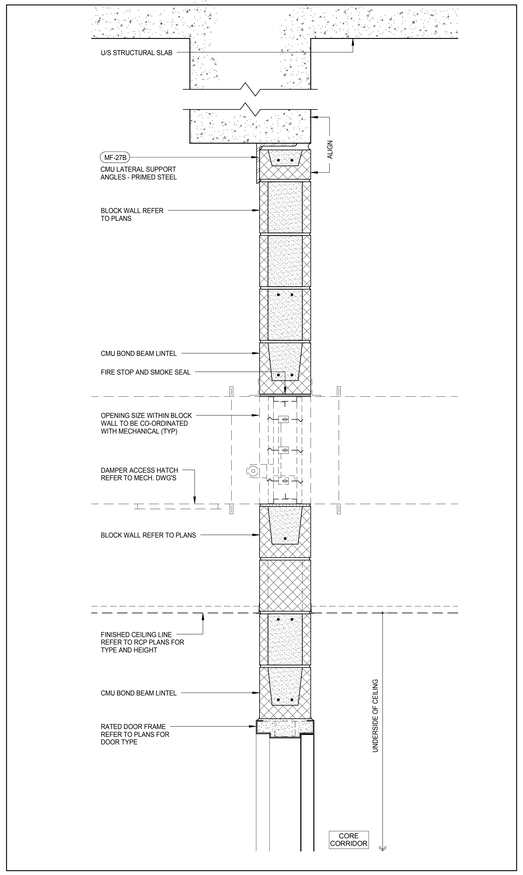

SECTION - SHEAR WALL OPENING HEAD DETAIL (5)

A-570
1 1/2" = 1'-0"

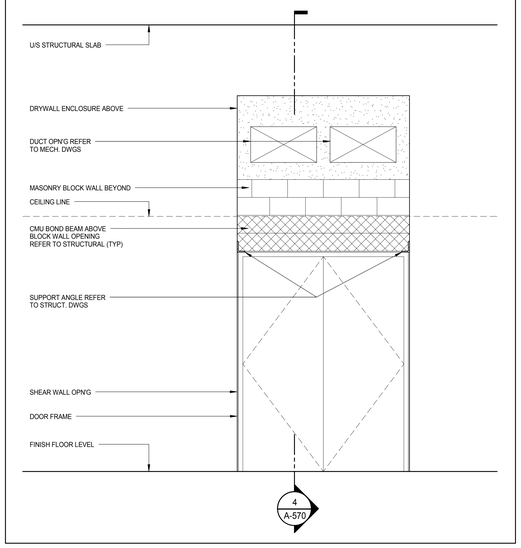

ELEVATION - SHEAR WALL OPENING WITH BLK & GWB INFILL (3)

1/2" = 1'-0"

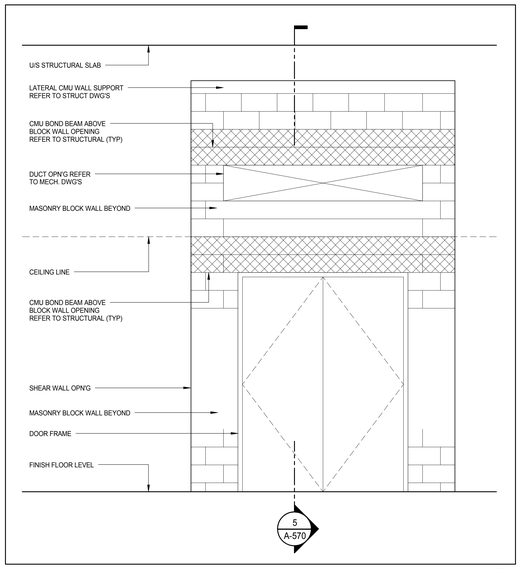

ELEVATION - SHEAR WALL OPENING WITH BLK & GWB INFILL (2)

1/2" = 1'-0"

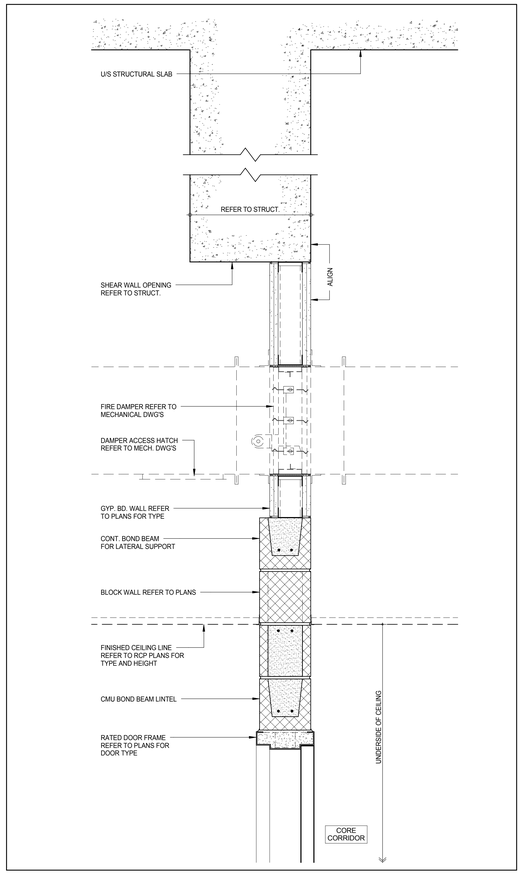

SECTION - SHEAR WALL OPENING HEAD DETAIL (4)

A-570
1 1/2" = 1'-0"

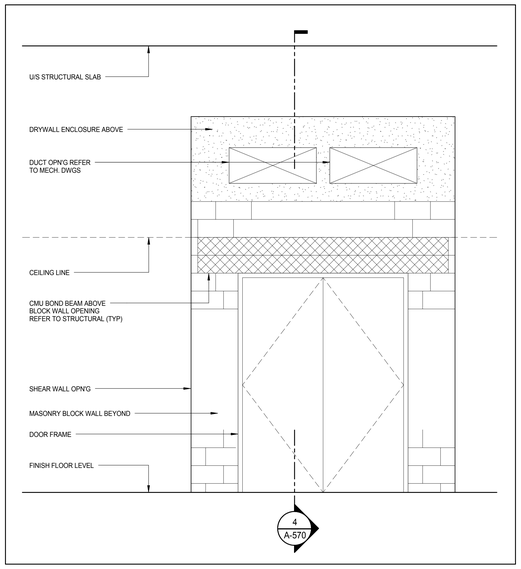

ELEVATION - SHEAR WALL OPENING WITH BLK INFILL (1)

1/2" = 1'-0"

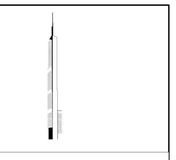

KEY PLAN:

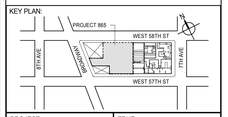

PROJECT NORTH

TRUE NORTH

DEVELOPER:
EXTELL DEVELOPMENT COMPANY
805 THIRD AVENUE, 7TH FLOOR
New York, NY 10022 USA
TEL: 212 712 6000 FAX: 212 712 6100

DESIGN ARCHITECT: Base Building Shell & Core
ADRIAN SMITH + GORDON GILL ARCHITECTURE
111 WEST MONROE STREET SUITE 2300
CHICAGO IL 60603
TEL: 312 920 1888 FAX: 312 920 1775

INTERIOR DESIGNER: Residential
Rottet Architecture and Design Studio, PLLC
298 Fifth Ave, 7th Floor
New York, NY 10001
TEL: 646 998 7000 FAX:

ARCHITECT OF RECORD: Base Building Shell, Core, & Residential
AAI ARCHITECTS, P.C.
401 Wellington St. W., 3rd Floor
Toronto, ON M5V 1E7 Canada
TEL: 416 967 1500 FAX: 416 967 7150

STRUCTURAL ENGINEERS:
WSP CANTOR SEINUK
228 EAST 45th Street
New York, NY 10017 USA
TEL: 212 687 9888 FAX: 646 487 5501

MEP ENGINEERS:
AKF GROUP
165 Broadway, 22nd Floor
New York, NY 10006 USA
TEL: 212 354 5656 FAX: 212 354 5668

GEOTECHNICAL ENGINEERS:
Langan Engineering & Environmental Services
21 Penn Plaza - 360 West 31st Street, 8th Floor
New York, NY 10001-2727
TEL: 212 479 5400 FAX: 212 479 5444

CODE CONSULTANTS:
Construction Consulting Associates
100 Church Street
New York, NY 10007
TEL: 212 385 1818 FAX: 212 385 1911

CURTAINWALL CONSULTANT:
AJLP Consulting
40 Worth Street. Suite 826
New York, NY 10013
TEL: 212 757 5659 FAX: 646 219 8508

LANDMARK/PRESERVATION CONSULTANT:
Jan Hird Pokorny Associates, Inc.
39 West 37th Street, 12A
New York, NY 10018
TEL: 212 759 6462 FAX: 212 759 6540

No.	DESCRIPTION	DATE
1	CD PROGRESS ISSUE 2	19 DEC 14
2	D.O.B. SUBMISSION	18 FEB 15
3	CD PROGRESS ISSUE 3	09 MAR 15
	D.O.B. SUBMISSION	27 APR 15
4	CD PROGRESS ISSUE 4	01 JUN 15
5	CD PROGRESS ISSUE 5	10 AUG 15
	D.O.B. AMENDMENT 2	21 SEP 15

NOT FOR BID/CONSTRUCTION

Discrepancies must be reported immediately to the Architect before proceeding. Only figured dimensions are to be used. Contractors must check all dimensions on site. This drawing is protected by copyright.

ALL DIMENSIONS ARE SHOWN IN IMPERIAL.

CONSULTANT:
AAI ARCHITECTS, P.C.

PROJECT:
217 WEST 57TH STREET
NEW YORK, NY

DRAWING TITLE:
TYPICAL SHEAR WALL OPENING DETAILS

SEAL & SIGNATURE:
REGISTERED ARCHITECT MICHAEL DAVID JAMES No. 026881 STATE OF NEW YORK

DATE:	19 DEC 14
PROJECT No:	1216-00
DRAWN: Author	REV:
CHK: Checker	5
SCALE: As indicated	
DWG No:	A-570.01
DOB PAGE No:	343 of 569

DOB EMPLOYEE STAMP:

DOB B-SCAN:

36" x 48" Arch E SHEET SIZE
FILE NAME: C:\Revit Local Files\EXTELL-865-AAI-TWR-CNF_bueltemi.rvt
PLOT DATE: 6/20/2015 11:22:59 AM

DEPT OF BLDGS 421263626 Job Number
ES1 960906197 Scan Code

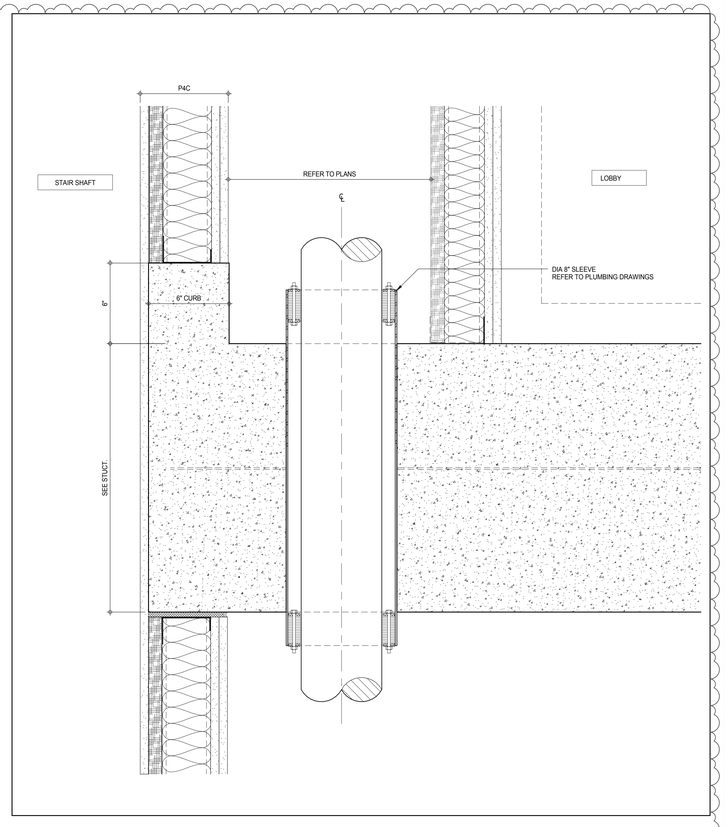

DETAIL SECTION - TYP PLUMBING CHASE ADJACENT TO STAIR (2)

3" = 1'-0"

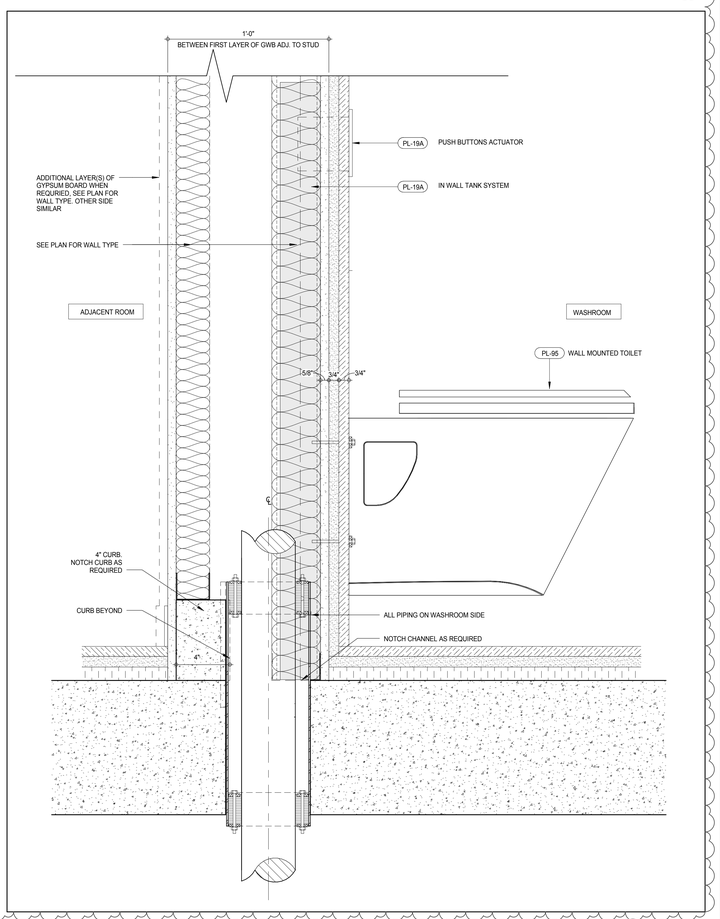

SECTION DETAIL - TYP PLUMBING CHASE AT RES. WASHROOMS (1)

3" = 1'-0"

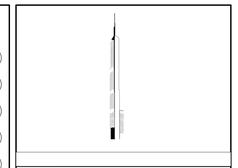

KEY PLAN:

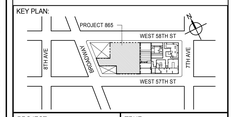

PROJECT NORTH

TRUE NORTH

DEVELOPER:
EXTELL DEVELOPMENT COMPANY
805 THIRD AVENUE, 7TH FLOOR
New York, NY 10022 USA
TEL: 212 712 6000 FAX: 212 712 6100

DESIGN ARCHITECT: Base Building Shell & Core
ADRIAN SMITH + GORDON GILL ARCHITECTURE
111 WEST MONROE STREET SUITE 2300
CHICAGO IL 60603
TEL: 312 920 1888 FAX: 312 920 1775

INTERIOR DESIGNER: Residential
Rottet Architecture and Design Studio, PLLC
298 Fifth Ave, 7th Floor
New York, NY 10001
TEL: 646 998 7000 FAX:

ARCHITECT OF RECORD: Base Building Shell, Core, & Residential
AAI ARCHITECTS, P.C.
401 Wellington St. W., 3rd Floor
Toronto, ON M5V 1E7 Canada
TEL: 416 967 1500 FAX: 416 967 7150

STRUCTURAL ENGINEERS:
WSP CANTOR SEINUK
228 EAST 45th Street
New York, NY 10017 USA
TEL: 212 687 9888 FAX: 646 487 5501

MEP ENGINEERS:
AKF GROUP
165 Broadway, 22nd Floor
New York, NY 10006 USA
TEL: 212 354 5656 FAX: 212 354 5668

GEOTECHNICAL ENGINEERS:
Langan Engineering & Environmental Services
21 Penn Plaza - 360 West 31st Street, 8th Floor
New York, NY 10001-2727
TEL: 212 479 5400 FAX: 212 479 5444

CODE CONSULTANTS:
Construction Consulting Associates
100 Church Street
New York, NY 10007
TEL: 212 385 1818 FAX: 212 385 1911

CURTAINWALL CONSULTANT:
AJLP Consulting
40 Worth Street. Suite 826
New York, NY 10013
TEL: 212 757 5659 FAX: 646 219 8508

LANDMARK/PRESERVATION CONSULTANT:
Jan Hird Pokorny Associates, Inc.
39 West 37th Street, 12A
New York, NY 10018
TEL: 212 759 6462 FAX: 212 759 6540

No.	DESCRIPTION	DATE
1	CD PROGRESS ISSUE 2	19 DEC 14
2	D.O.B. SUBMISSION	18 FEB 15
3	CD PROGRESS ISSUE 3	09 MAR 15
	D.O.B. SUBMISSION	27 APR 15
4	CD PROGRESS ISSUE 4	01 JUN 15
5	CD PROGRESS ISSUE 5	10 AUG 15
	D.O.B. AMENDMENT 2	21 SEP 15

NOT FOR BID/CONSTRUCTION

Discrepancies must be reported immediately to the Architect before proceeding. Only figured dimensions are to be used. Contractors must check all dimensions on site. This drawing is protected by copyright.

ALL DIMENSIONS ARE SHOWN IN IMPERIAL.

CONSULTANT:

AAI ARCHITECTS, P.C.

PROJECT:

217 WEST 57TH STREET
NEW YORK, NY

DRAWING TITLE:

TYPICAL WASHROOM CHASE WALL SECTION DETAILS

SEAL & SIGNATURE:

REGISTERED ARCHITECT
ANDRE DAVID LAMBERT
No. 028881
STATE OF NEW YORK

DATE:	19 DEC 14
PROJECT No:	1216-00
DRAWN: Author	REV:
CHK: Checker	5
SCALE: 3" = 1'-0"	
DWG No:	A-572.01
DOB PAGE No:	344 of 569

DOB EMPLOYEE STAMP:

DOB B-SCAN:

36" x 48" Arch E SHEET SIZE
FILE NAME: C:\Revit Local Files\EXTELL-865-AAI-TWR-CNE_hardarm.rvt
PLOT DATE: 9/30/2015 2:29:44 PM

DEPT OF BLDGS 421263505 Job Number
E346567447 9 Scan Code

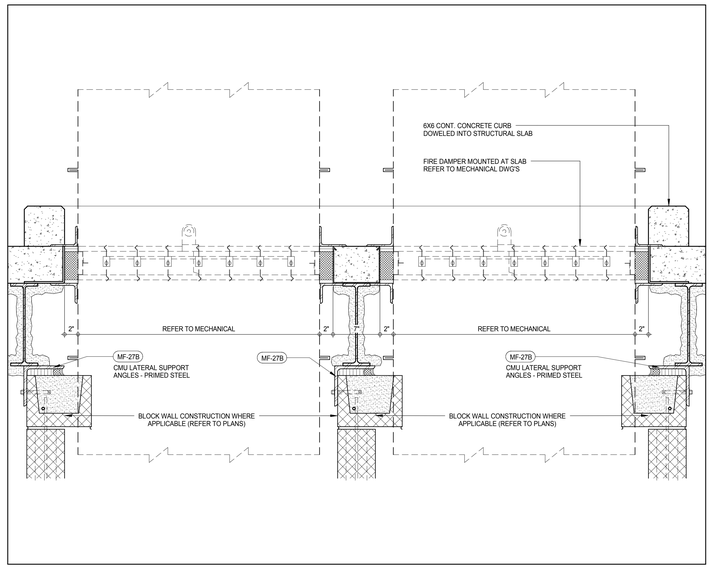

SECTION - FIRE DAMPER MOUNTED AT SLAB 14
1 1/2" = 1'-0"

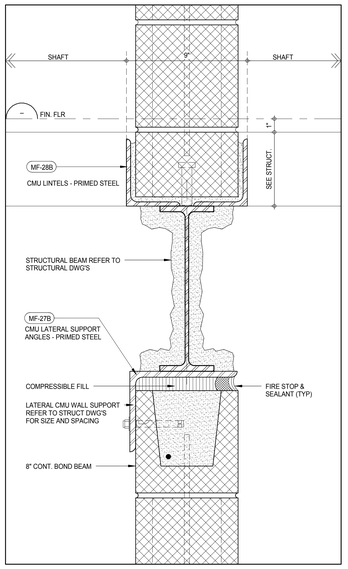

SECTION - CMU CURB AT MECHANICAL SHAFT 10
3" = 1'-0"

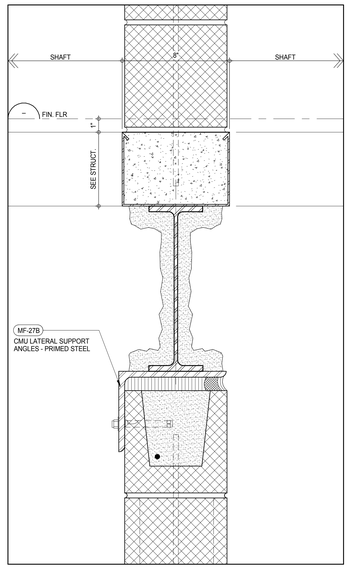

SECTION - CMU CURB AT MECHNICAL SHAFT 7
3" = 1'-0"

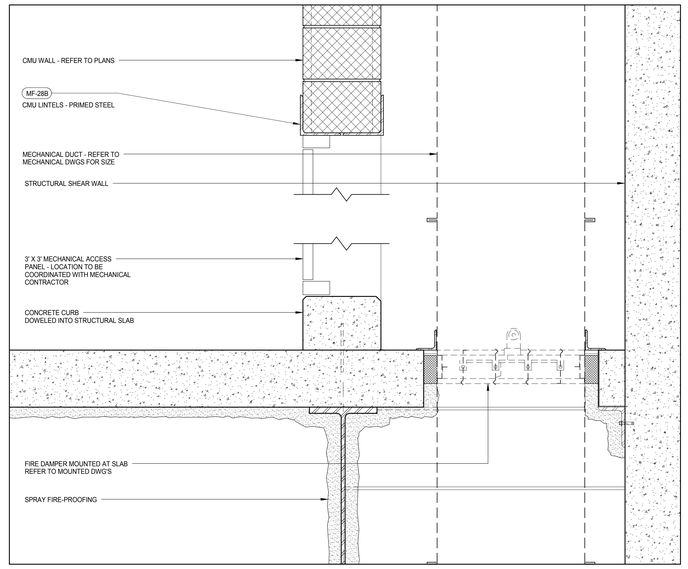

SECTION - FIRE DAMPER 4
A-415
1 1/2" = 1'-0"

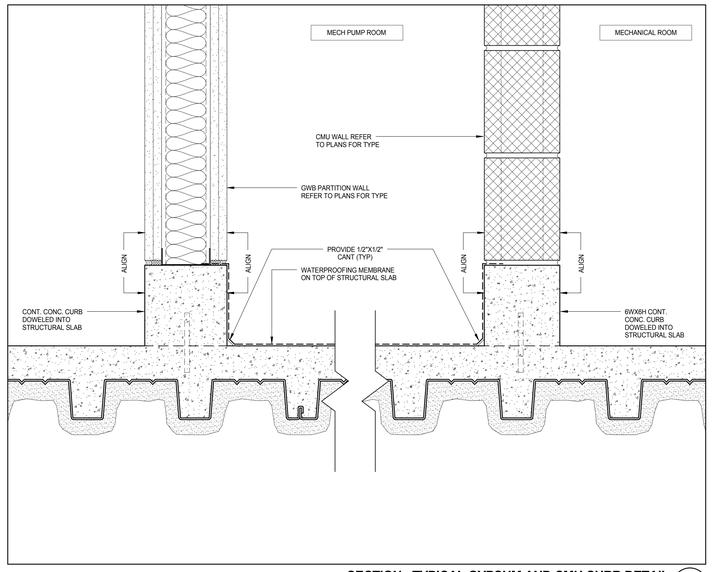

SECTION - TYPICAL GYPSUM AND CMU CURB DETAIL 13
3" = 1'-0"

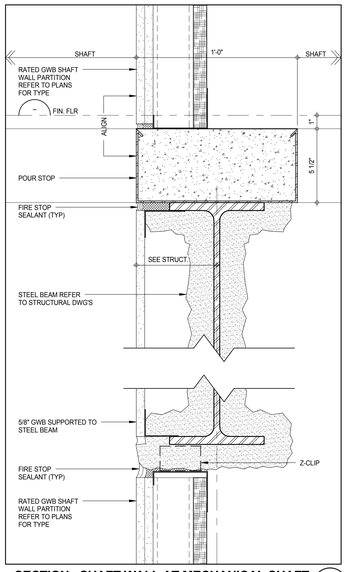

SECTION - SHAFT WALL AT MECHANICAL SHAFT 9
3" = 1'-0"

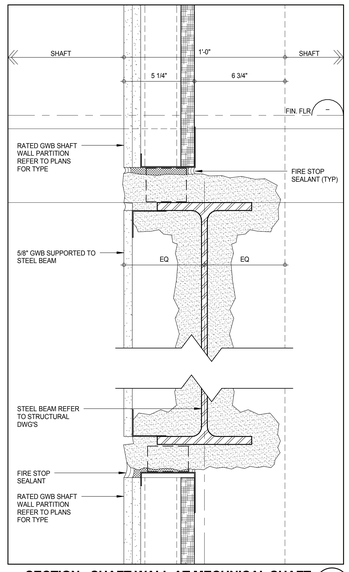

SECTION - SHAFT WALL AT MECHNICAL SHAFT 6
3" = 1'-0"

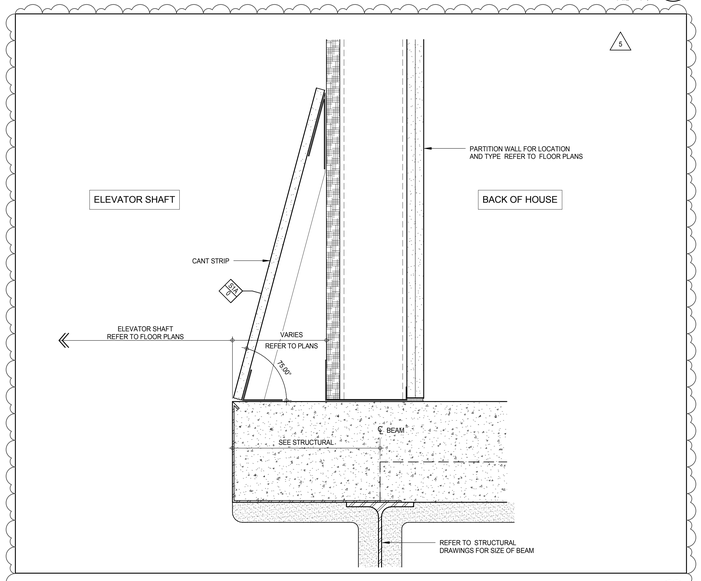

SECTION - ELEVATOR SHAFT DETAIL 3
A-416
3" = 1'-0"

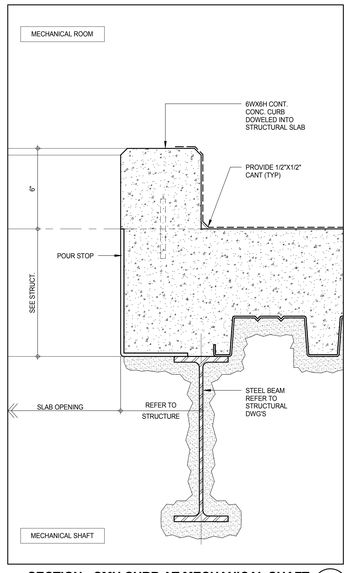

SECTION - CMU CURB AT MECHANICAL SHAFT 12
3" = 1'-0"

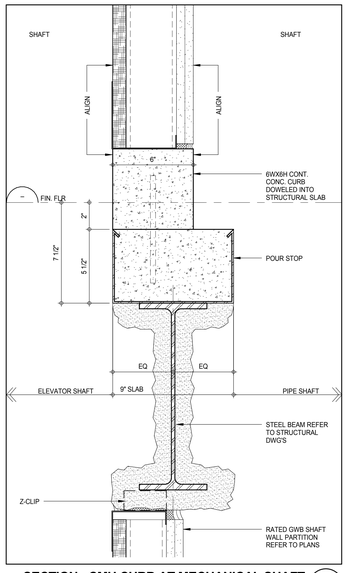

SECTION - CMU CURB AT MECHANICAL SHAFT 11
3" = 1'-0"

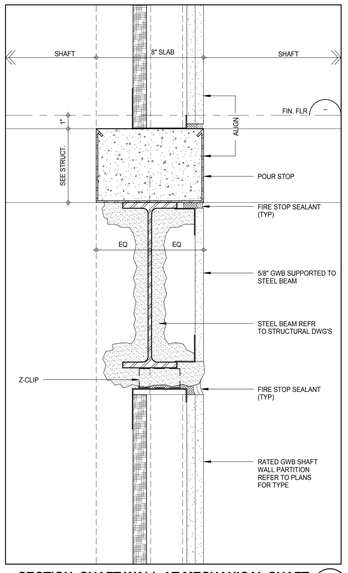

SECTION -SHAFT WALL AT MECHANICAL SHAFT 8
3" = 1'-0"

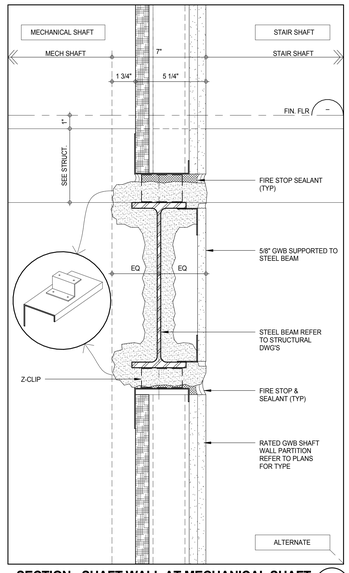

SECTION - SHAFT WALL AT MECHANICAL SHAFT 5
3" = 1'-0"

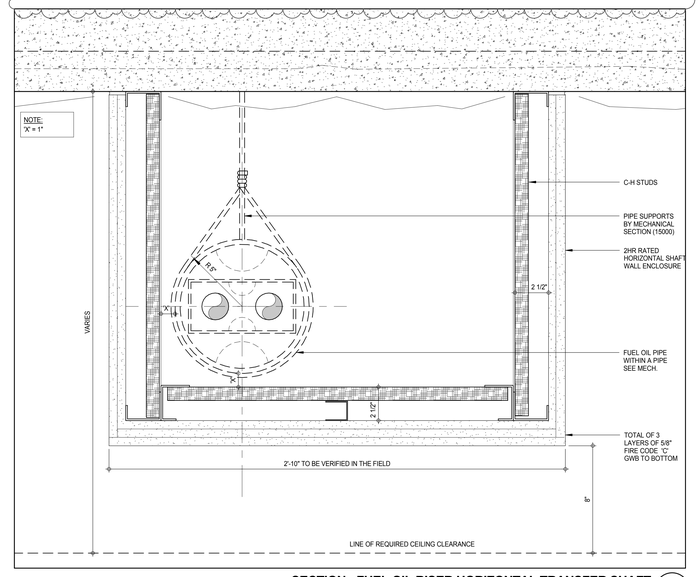

SECTION - FUEL OIL RISER HORIZONTAL TRANSFER SHAFT 1
A-574
3" = 1'-0"

KEY PLAN:

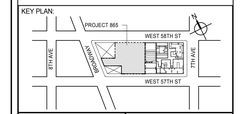

PROJECT NORTH

TRUE NORTH

DEVELOPER:
EXTELL DEVELOPMENT COMPANY
805 THIRD AVENUE, 7TH FLOOR
New York, NY 10022 USA
TEL: 212 712 6000 FAX: 212 712 6100

DESIGN ARCHITECT: Base Building Shell & Core
ADRIAN SMITH + GORDON GILL ARCHITECTURE
111 WEST MONROE STREET SUITE 2300
CHICAGO IL 60603
TEL: 312 920 1888 FAX: 312 920 1775

INTERIOR DESIGNER: Residential
Rottet Architecture and Design Studio, PLLC
298 Fifth Ave, 7th Floor
New York, NY 10001
TEL: 646 998 7000 FAX:

ARCHITECT OF RECORD: Base Building Shell, Core, & Residential
AAI ARCHITECTS, P.C.
401 Wellington St. W., 3rd Floor
Toronto, ON M5V 1E7 Canada
TEL: 416 967 1500 FAX: 416 967 7150

STRUCTURAL ENGINEERS:
WSP CANTOR SEINUK
228 EAST 45th Street
New York, NY 10017 USA
TEL: 212 687 9888 FAX: 646 487 5501

MEP ENGINEERS:
AKF GROUP
165 Broadway, 22nd Floor
New York, NY 10006 USA
TEL: 212 354 5656 FAX: 212 354 5668

GEOTECHNICAL ENGINEERS:
Langan Engineering & Environmental Services
21 Penn Plaza - 360 West 31st Street, 8th Floor
New York, NY 10001-2727
TEL: 212 479 5400 FAX: 212 479 5444

CODE CONSULTANTS:
Construction Consulting Associates
100 Church Street
New York, NY 10007
TEL: 212 385 1818 FAX: 212 385 1911

CURTAINWALL CONSULTANT:
AJLP Consulting
40 Worth Street. Suite 826
New York, NY 10013
TEL: 212 757 5659 FAX: 646 219 8508

LANDMARK/PRESERVATION CONSULTANT:
Jan Hird Pokorny Associates, Inc.
39 West 37th Street, 12A
New York, NY 10018
TEL: 212 759 6462 FAX: 212 759 6540

No.	DESCRIPTION	DATE
1	CD PROGRESS ISSUE 2	19 DEC 14
2	D.O.B. SUBMISSION	18 FEB 15
3	CD PROGRESS ISSUE 3	09 MAR 15
	D.O.B. SUBMISSION	27 APR 15
4	CD PROGRESS ISSUE 4	01 JUN 15
5	CD PROGRESS ISSUE 5	10 AUG 15
	D.O.B. AMENDMENT 2	21 SEP 15

NOT FOR BID/CONSTRUCTION

Discrepancies must be reported immediately to the Architect before proceeding. Only figured dimensions are to be used. Contractors must check all dimensions on site. This drawing is protected by copyright.

ALL DIMENSIONS ARE SHOWN IN IMPERIAL.

CONSULTANT:
AAI ARCHITECTS, P.C.

PROJECT:
217 WEST 57TH STREET
NEW YORK, NY

DRAWING TITLE:
SHAFT DETAILS

SEAL & SIGNATURE:
REGISTERED ARCHITECT
ANDREW DAVID JAMES
No. 026881
STATE OF NEW YORK

DATE:	19 DEC 14
PROJECT No:	1216-00
DRAWN: Author	REV: 5
CHK: Checker	
SCALE: As indicated	
DWG No:	A-573.01
DOB PAGE No:	345 of 569

DOB EMPLOYEE STAMP:
DOB B-SCAN:

36" x 48" Arch E SHEET SIZE
FILE NAME: C:\Revit Local Files\EXTELL-865-AAI-TWR-CNF_bunkerm.rvt
PLOT DATE: 6/22/2015 11:23:58 AM

DEPT OF BLDGS 421243426 Job Number
E345305980 Scan Code

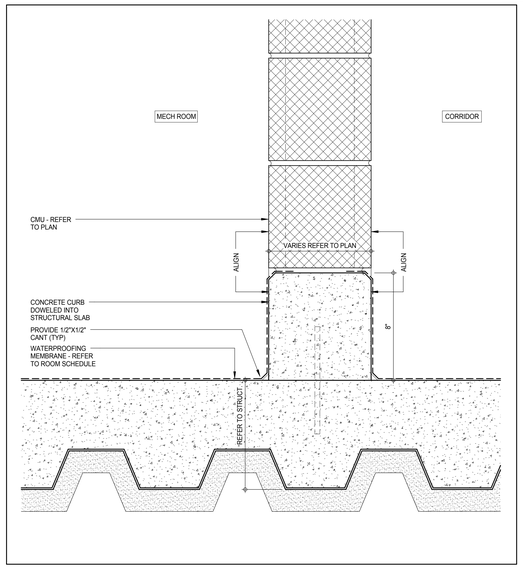

SECTION DETAIL - CONCRETE CURB 7
3" = 1'-0"

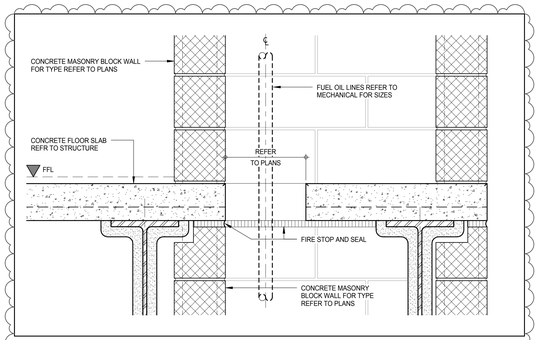

SECTION DETAIL - FUEL OIL RISER SHAFT 4
A-360
1 1/2" = 1'-0"

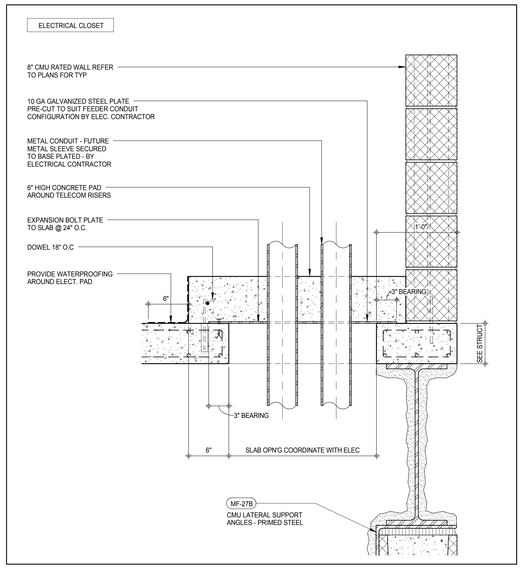

SECTION DETAIL - ELECTRICAL CLOSET RISERS 6
1 1/2" = 1'-0"

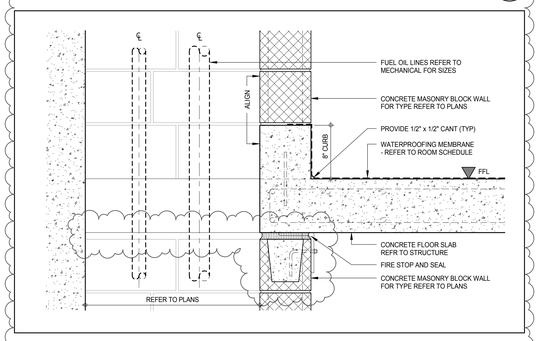

SECTION DETAIL - FUEL OIL RISER SHAFT 3
A-574
1 1/2" = 1'-0"

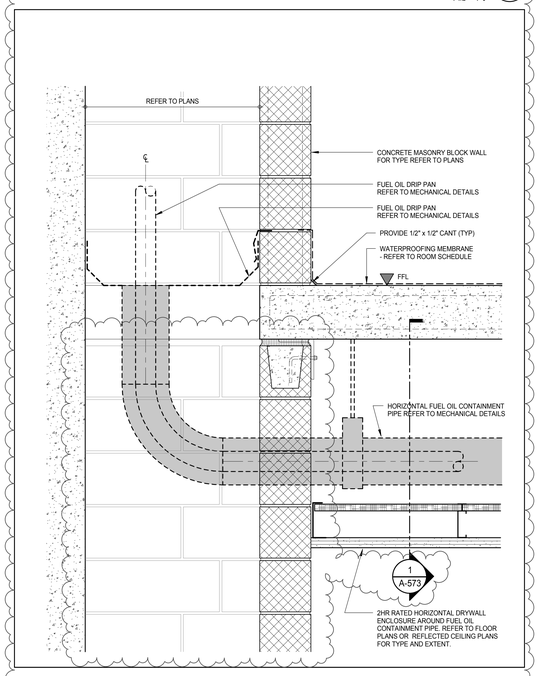

SECTION DETAIL - BOTTOM OF FUEL OIL RISER SHAFT 2
A-360
1 1/2" = 1'-0"

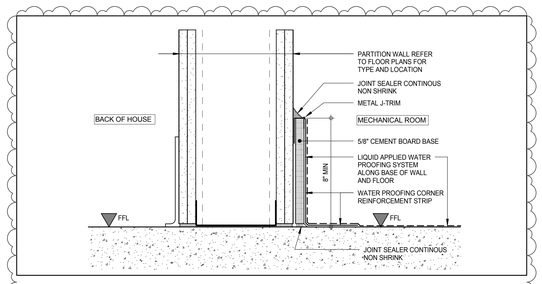

SECTION DETAIL - CURB 9
3" = 1'-0"

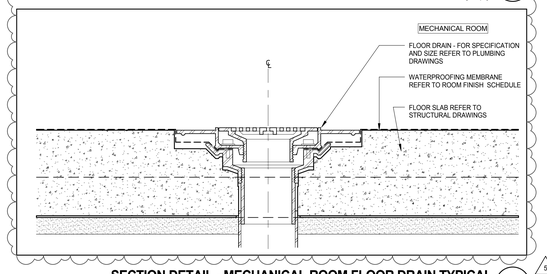

SECTION DETAIL - MECHANICAL ROOM FLOOR DRAIN TYPICAL 8
3" = 1'-0"

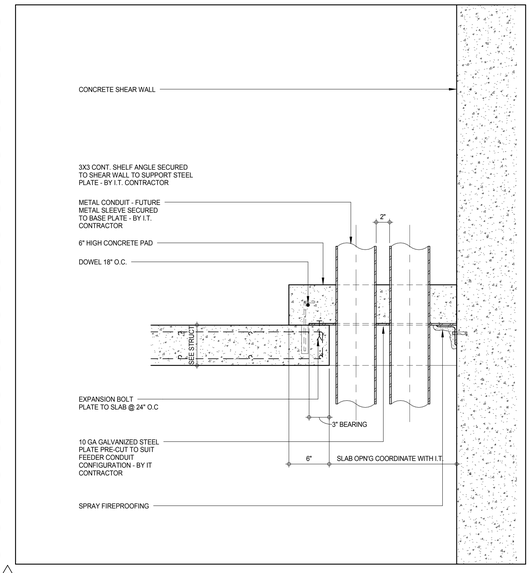

SECTION DETAIL - ELECTRICAL CLOSET RISERS 5
1 1/2" = 1'-0"

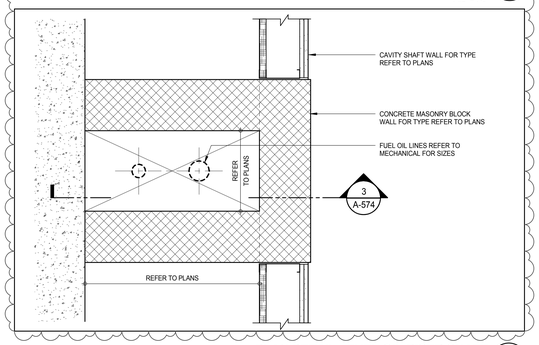

PLAN DETAIL - FUEL OIL RISER SHAFT 1
A-407
1 1/2" = 1'-0"

KEY PLAN:

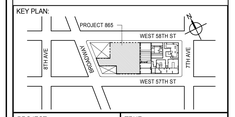

PROJECT NORTH

TRUE NORTH

DEVELOPER:
EXTELL DEVELOPMENT COMPANY
805 THIRD AVENUE, 7TH FLOOR
New York, NY 10022 USA
TEL: 212 712 6000 FAX: 212 712 6100

DESIGN ARCHITECT: Base Building Shell & Core
ADRIAN SMITH + GORDON GILL ARCHITECTURE
111 WEST MONROE STREET SUITE 2300
CHICAGO IL 60603
TEL: 312 920 1888 FAX: 312 920 1775

INTERIOR DESIGNER: Residential
Rottet Architecture and Design Studio, PLLC
298 Fifth Ave, 7th Floor
New York, NY 10001
TEL: 646 998 7000 FAX:

ARCHITECT OF RECORD: Base Building Shell, Core, & Residential
AAI ARCHITECTS, P.C.
401 Wellington St. W., 3rd Floor
Toronto, ON M5V 1E7 Canada
TEL: 416 967 1500 FAX: 416 967 7150

STRUCTURAL ENGINEERS:
WSP CANTOR SEINUK
228 EAST 45th Street
New York, NY 10017 USA
TEL: 212 687 9888 FAX: 646 487 5501

MEP ENGINEERS:
AKF GROUP
165 Broadway, 22nd Floor
New York, NY 10006 USA
TEL: 212 354 5656 FAX: 212 354 5668

GEOTECHNICAL ENGINEERS:
Langan Engineering & Environmental Services
21 Penn Plaza - 360 West 31st Street, 8th Floor
New York, NY 10001-2727
TEL: 212 479 5400 FAX: 212 479 5444

CODE CONSULTANTS:
Construction Consulting Associates
100 Church Street
New York, NY 10007
TEL: 212 385 1818 FAX: 212 385 1911

CURTAINWALL CONSULTANT:
AJLP Consulting
40 Worth Street. Suite 826
New York, NY 10013
TEL: 212 757 5659 FAX: 646 219 8508

LANDMARK/PRESERVATION CONSULTANT:
Jan Hird Pokorny Associates, Inc.
39 West 37th Street, 12A
New York, NY 10018
TEL: 212 759 6462 FAX: 212 759 6540

No.	DESCRIPTION	DATE
1	CD PROGRESS ISSUE 2	19 DEC 14
2	D.O.B. SUBMISSION	18 FEB 15
3	CD PROGRESS ISSUE 3	09 MAR 15
	D.O.B. SUBMISSION	27 APR 15
4	CD PROGRESS ISSUE 4	01 JUN 15
5	CD PROGRESS ISSUE 5	10 AUG 15
	D.O.B. AMENDMENT 2	21 SEP 15

NOT FOR BID/CONSTRUCTION

Discrepancies must be reported immediately to the Architect before proceeding. Only figured dimensions are to be used. Contractors must check all dimensions on site. This drawing is protected by copyright.

ALL DIMENSIONS ARE SHOWN IN IMPERIAL.

CONSULTANT:
AAI ARCHITECTS, P.C.

PROJECT:
217 WEST 57TH STREET
NEW YORK, NY

DRAWING TITLE:
SHAFT DETAILS

SEAL & SIGNATURE:
REGISTERED ARCHITECT JE DAVID JAMES AA 029881 STATE OF NEW YORK

DATE:	19 DEC 14
PROJECT No:	1216-00
DRAWN: Author	REV:
CHK: Checker	5
SCALE: As indicated	
DWG No:	A-574.01
DOB PAGE No:	346 of 569

DOB EMPLOYEE STAMP:

DOB B-SCAN:

36" x 48" Arch E SHEET SIZE
FILE NAME: C:\Revit Local Files\EXTELL-865-AAI-TVSR-CNF_Jedlicka.rvt
PLOT DATE: 6/22/2015 11:24:13 AM

DEPT OF BLDGS 421208305 Job Number
E3684226035 Scan Code

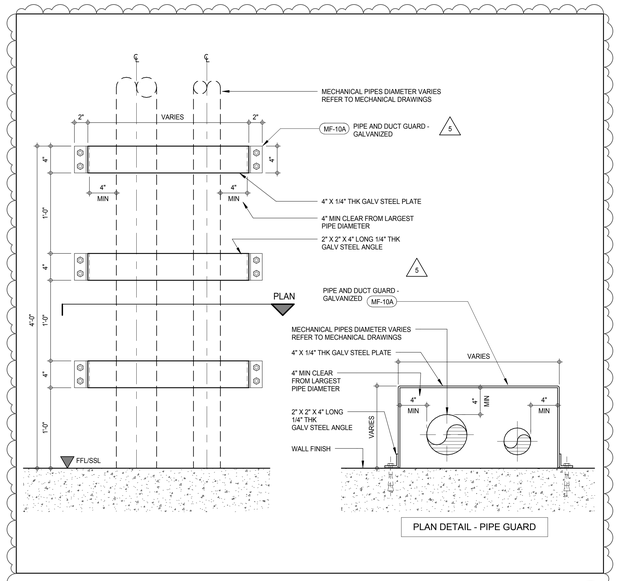

ELEVATION DETAIL - TYPICAL PIPE GUARD (5)

1 1/2" = 1'-0"

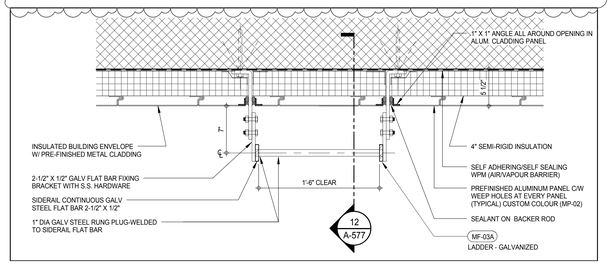

PLAN DETAIL - ROOF LADDER (4)

A-470
1 1/2" = 1'-0"

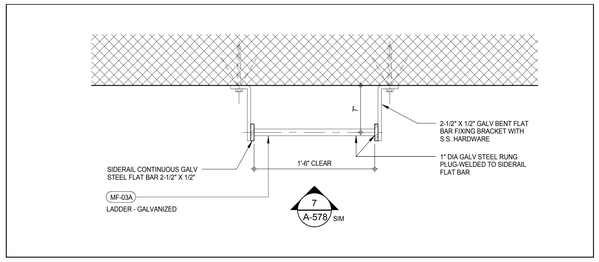

PLAN DETAIL - TYPICAL LADDER (3)

1 1/2" = 1'-0"

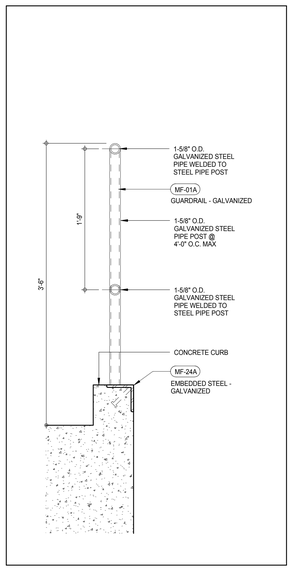

SECTION DETAIL - TYP GUARD RAIL 2 (2)

1 1/2" = 1'-0"

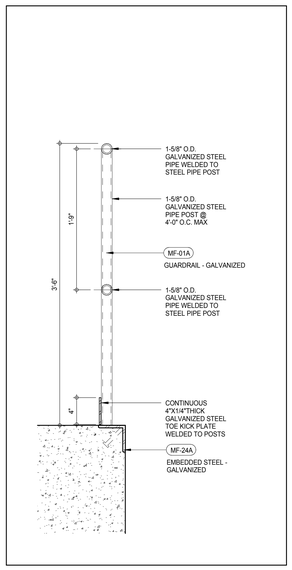

SECTION DETAIL - TYP GUARD RAIL 1 (1)

A-509
1 1/2" = 1'-0"

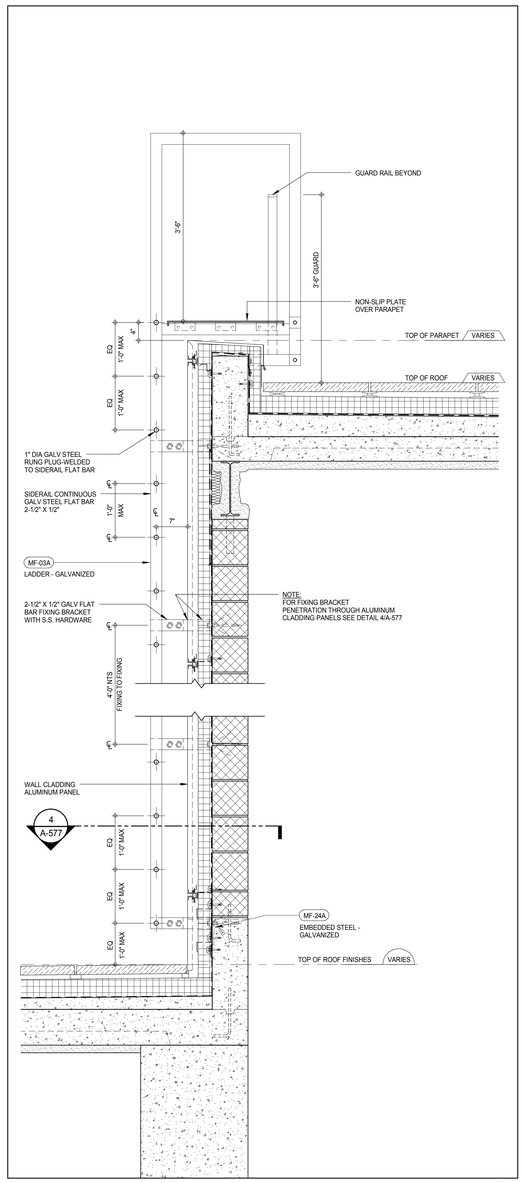

SECTION DETAIL - TYPICAL ROOF LADDER (12)

A-475
1" = 1'-0"

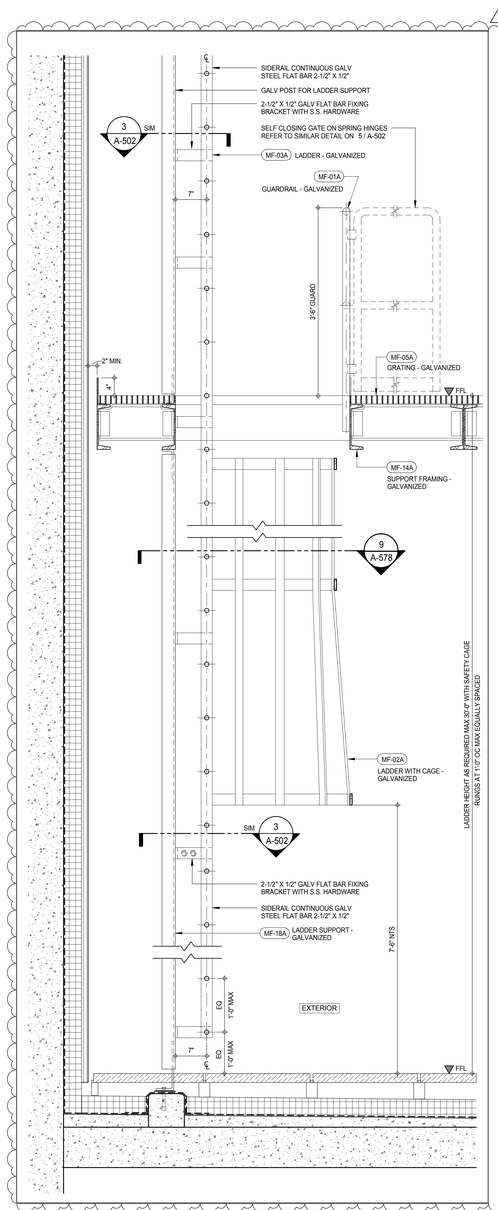

SECTION DETAIL - TYPICAL ROOF LADDER WITH CAGE (9)

A-510
1" = 1'-0"

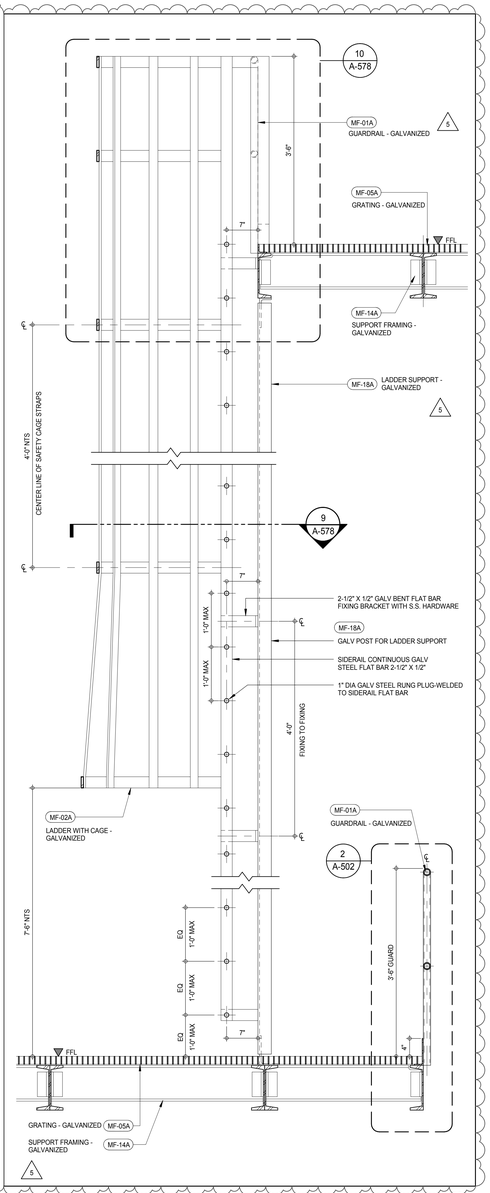

SECTION DETAIL - TYPICAL LADDER WITH CAGE (6)

1" = 1'-0"

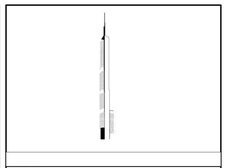

KEY PLAN:

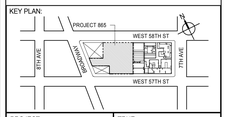

PROJECT NORTH | TRUE NORTH

DEVELOPER:
EXTELL DEVELOPMENT COMPANY
805 THIRD AVENUE, 7TH FLOOR
New York, NY 10022 USA
TEL: 212 712 6000 FAX: 212 712 6100

DESIGN ARCHITECT: Base Building Shell & Core
ADRIAN SMITH + GORDON GILL ARCHITECTURE
111 WEST MONROE STREET SUITE 2300
CHICAGO IL 60603
TEL: 312 920 1888 FAX: 312 920 1775

INTERIOR DESIGNER: Residential
Rottet Architecture and Design Studio, PLLC
298 Fifth Ave, 7th Floor
New York, NY 10001
TEL: 646 998 7000 FAX:

ARCHITECT OF RECORD: Base Building Shell, Core, & Residential
AAI ARCHITECTS, P.C.
401 Wellington St. W., 3rd Floor
Toronto, ON M5V 1E7 Canada
TEL: 416 967 1500 FAX: 416 967 7150

STRUCTURAL ENGINEERS:
WSP CANTOR SEINUK
228 EAST 45th Street
New York, NY 10017 USA
TEL: 212 687 9888 FAX: 646 487 5501

MEP ENGINEERS:
AKF GROUP
165 Broadway, 22nd Floor
New York, NY 10006 USA
TEL: 212 354 5656 FAX: 212 354 5668

GEOTECHNICAL ENGINEERS:
Langan Engineering & Environmental Services
21 Penn Plaza - 360 West 31st Street, 8th Floor
New York, NY 10001-2727
TEL: 212 479 5400 FAX: 212 479 5444

CODE CONSULTANTS:
Construction Consulting Associates
100 Church Street
New York, NY 10007
TEL: 212 385 1818 FAX: 212 385 1911

CURTAINWALL CONSULTANT:
AJLP Consulting
40 Worth Street. Suite 826
New York, NY 10013
TEL: 212 757 5659 FAX: 646 219 8508

LANDMARK/PRESERVATION CONSULTANT:
Jan Hird Pokorny Associates, Inc.
39 West 37th Street, 12A
New York, NY 10018
TEL: 212 759 6462 FAX: 212 759 6540

No.	DESCRIPTION	DATE
1	CD PROGRESS ISSUE 2	19 DEC 14
2	D.O.B. SUBMISSION	18 FEB 15
3	CD PROGRESS ISSUE 3	09 MAR 15
	D.O.B. SUBMISSION	27 APR 15
4	CD PROGRESS ISSUE 4	01 JUN 15
5	CD PROGRESS ISSUE 5	10 AUG 15
	D.O.B. AMENDMENT 2	21 SEP 15

NOT FOR BID/CONSTRUCTION

Discrepancies must be reported immediately to the Architect before proceeding. Only figured dimensions are to be used. Contractors must check all dimensions on site. This drawing is protected by copyright.

ALL DIMENSIONS ARE SHOWN IN IMPERIAL.

CONSULTANT: AAI ARCHITECTS, P.C.

PROJECT:
217 WEST 57TH STREET
NEW YORK, NY

DRAWING TITLE:
MISCELLANEOUS DETAILS

SEAL & SIGNATURE: REGISTERED ARCHITECT MICHAEL DAVID JAGGER NO. 026881 STATE OF NEW YORK

DATE:	19 DEC 14
PROJECT No:	1216-00
DRAWN: Author	REV:
CHK: Checker	5
SCALE: As indicated	
DWG No:	A-577.01
DOB PAGE No:	347 of 569

DOB EMPLOYEE STAMP: DOB B-SCAN:

36" x 48" Arch E SHEET SIZE
FILE NAME: C:\Revit Local Files\EXTELL-865-AAI-TWR-CNE_hedtsarm.rvt
PLOT DATE: 9/22/2015 11:24:34 AM

DEPT OF BLDGS 421206305 Job Number
E326561897 06 Scan Code

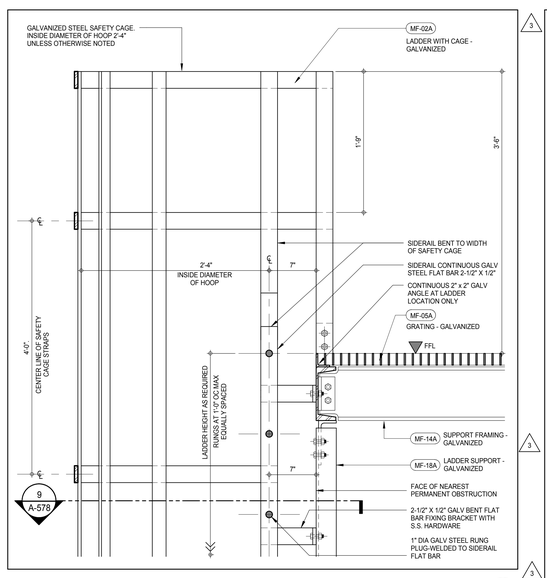

SECTION DETAIL - PLATFORM LADDER WITH SAFETY CAGE TOP 10

A-577
1 1/2" = 1'-0"

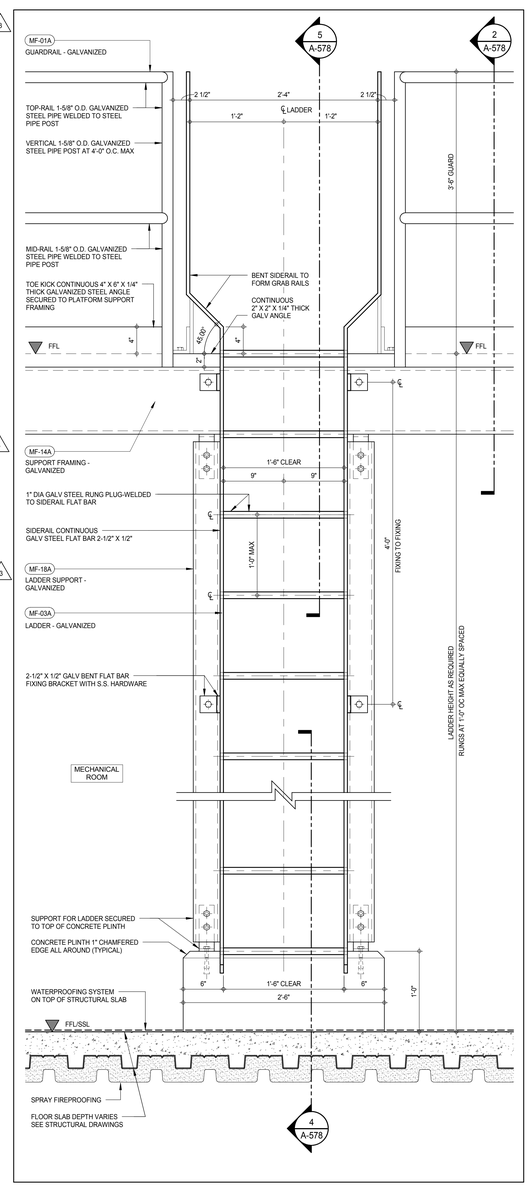

ELEVATION DETAIL - TYPICAL LADDER 7

A-578
1 1/2" = 1'-0"

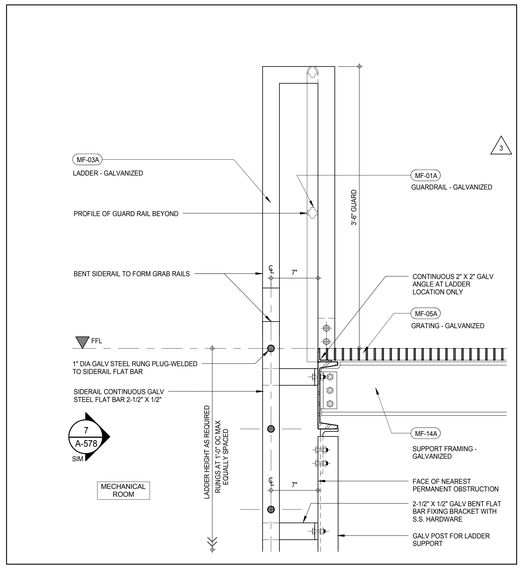

SECTION DETAIL - PLATFORM LADDER TOP 5

A-578
1 1/2" = 1'-0"

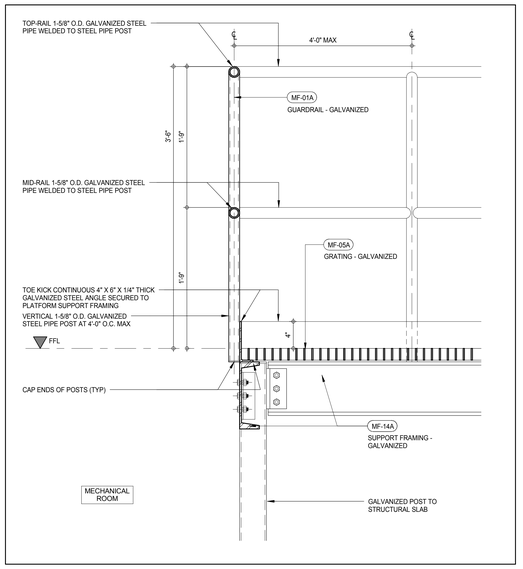

SECTION DETAIL - PLATFORM AND GUARD 2

A-419
1 1/2" = 1'-0"

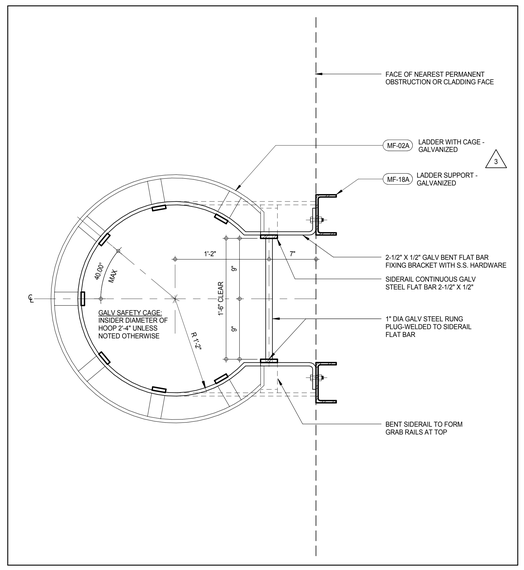

PLAN DETAIL - LADDER WITH SAFETY CAGE 9

A-577
1 1/2" = 1'-0"

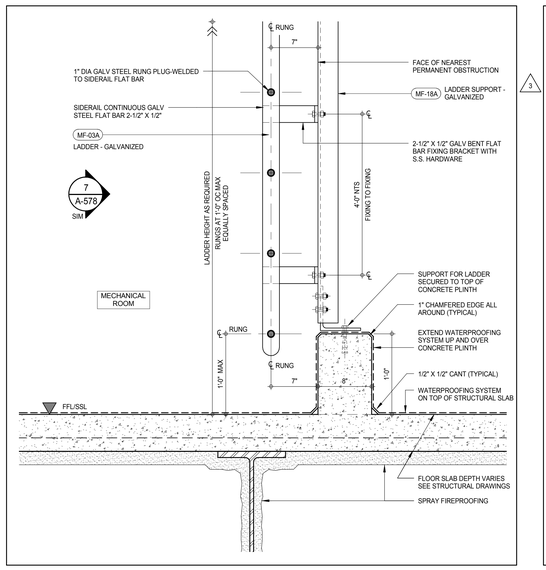

SECTION DETAIL - PLATFORM LADDER BASE 4

A-578
1 1/2" = 1'-0"

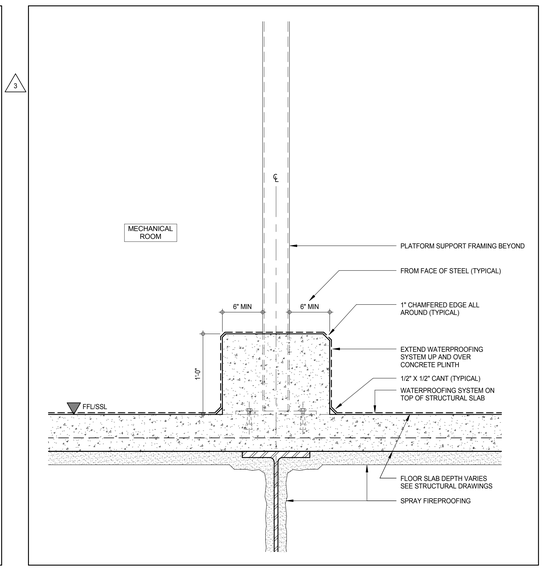

SECTION DETAIL - PLATFORM BASE SUPPORT 1

1 1/2" = 1'-0"



KEY PLAN:

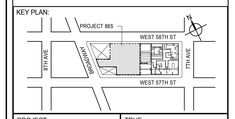

PROJECT NORTH

TRUE NORTH

DEVELOPER:
EXTELL DEVELOPMENT COMPANY
805 THIRD AVENUE, 7TH FLOOR
New York, NY 10022 USA
TEL: 212 712 6000 FAX: 212 712 6100

DESIGN ARCHITECT: Base Building Shell & Core
ADRIAN SMITH + GORDON GILL ARCHITECTURE
111 WEST MONROE STREET SUITE 2300
CHICAGO IL 60603
TEL: 312 920 1888 FAX: 312 920 1775

INTERIOR DESIGNER: Residential
Rottet Architecture and Design Studio, PLLC
298 Fifth Ave, 7th Floor
New York, NY 10001
TEL: 646 998 7000 FAX:

ARCHITECT OF RECORD: Base Building Shell, Core, & Residential
AAI ARCHITECTS, P.C.
401 Wellington St. W., 3rd Floor
Toronto, ON M5V 1E7 Canada
TEL: 416 967 1500 FAX: 416 967 7150

STRUCTURAL ENGINEERS:
WSP CANTOR SEINUK
228 EAST 45th Street
New York, NY 10017 USA
TEL: 212 687 9888 FAX: 646 487 5501

MEP ENGINEERS:
AKF GROUP
165 Broadway, 22nd Floor
New York, NY 10006 USA
TEL: 212 354 5656 FAX: 212 354 5668

GEOTECHNICAL ENGINEERS:
Langan Engineering & Environmental Services
21 Penn Plaza - 360 West 31st Street, 8th Floor
New York, NY 10001-2727
TEL: 212 479 5400 FAX: 212 479 5444

CODE CONSULTANTS:
Construction Consulting Associates
100 Church Street
New York, NY 10007
TEL: 212 385 1818 FAX: 212 385 1911

CURTAINWALL CONSULTANT:
AJLP Consulting
40 Worth Street. Suite 826
New York, NY 10013
TEL: 212 757 5659 FAX: 646 219 8508

LANDMARK/PRESERVATION CONSULTANT:
Jan Hird Pokorny Associates, Inc.
39 West 37th Street, 12A
New York, NY 10018
TEL: 212 759 6462 FAX: 212 759 6540

No.	DESCRIPTION	DATE
1	CD PROGRESS ISSUE 3	09 MAR 15
2	CD PROGRESS ISSUE 4	01 JUN 15
3	CD PROGRESS ISSUE 5	10 AUG 15
	D.O.B. AMENDMENT 2	21 SEP 15

NOT FOR BID/CONSTRUCTION

Discrepancies must be reported immediately to the Architect before proceeding. Only figured dimensions are to be used. Contractors must check all dimensions on site. This drawing is protected by copyright.

ALL DIMENSIONS ARE SHOWN IN IMPERIAL.

CONSULTANT:

AAI ARCHITECTS, P.C.

PROJECT:

217 WEST 57TH STREET
NEW YORK, NY

DRAWING TITLE:

MISCELLANEOUS DETAILS

SEAL & SIGNATURE:

REGISTERED ARCHITECT ADRIAN DAVID JAMES AA 028881 STATE OF NEW YORK

DATE:	09 MAR 15
PROJECT No:	1216-00
DRAWN: Author	REV: 3
CHK: Checker	
SCALE: 1 1/2" = 1'-0"	
DWG No:	A-578.00
DOB PAGE No:	348 of 569

DOB EMPLOYEE STAMP:

DOB B-SCAN:

36" x 48" Arch E SHEET SIZE
FILE NAME: C:\Revit Local Files\EXTELL-865-AAI-TYR-CNF_hwilliams.rvt
PLOT DATE: 9/22/2015 11:23:51 AM

DEPT OF BLDGS 421263305 Job Number
E309968096 Scan Code

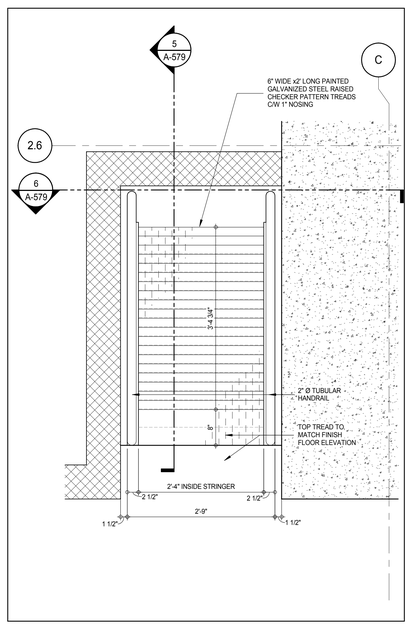

PLAN DETAIL - SHIP LADDER 7
A-122
1" = 1'-0"

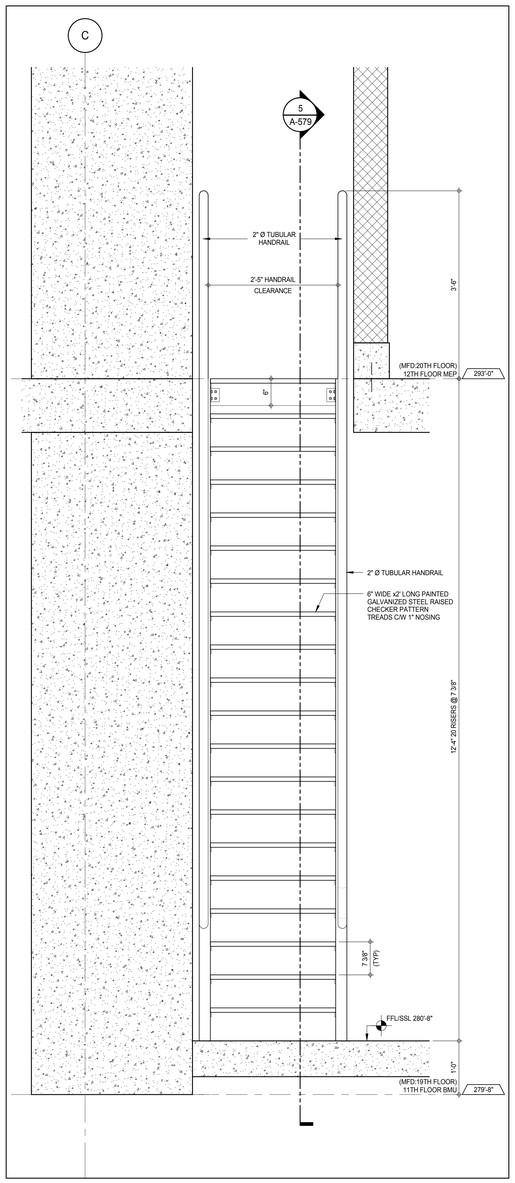

SECTION DETAIL- SHIP LADDER 6
A-579
1" = 1'-0"

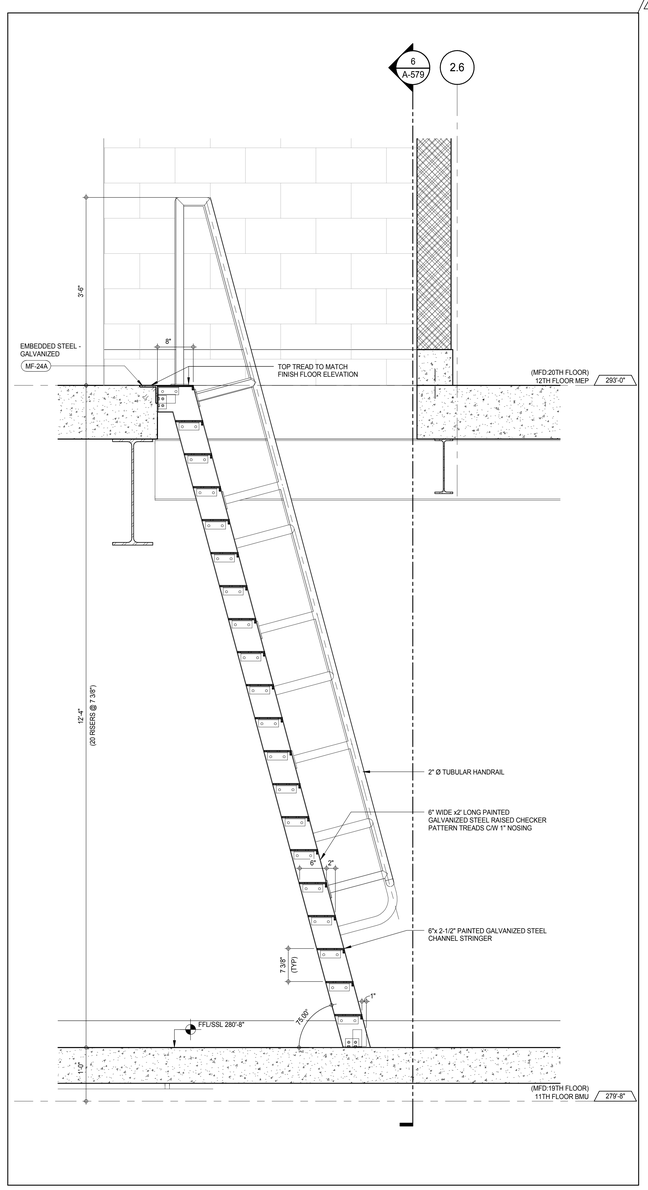

SECTION DETAIL - SHIP LADDER 5
A-401
1" = 1'-0"

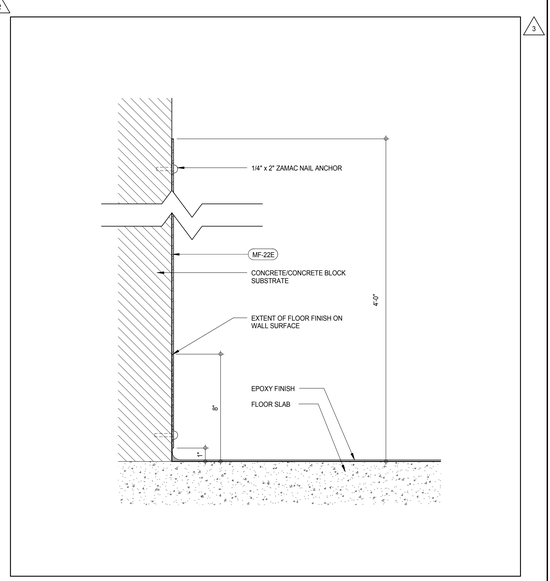

SECTION DETAIL - ALUMINUM DIAMOND PLATE ON WALL 3
A-555
3" = 1'-0"

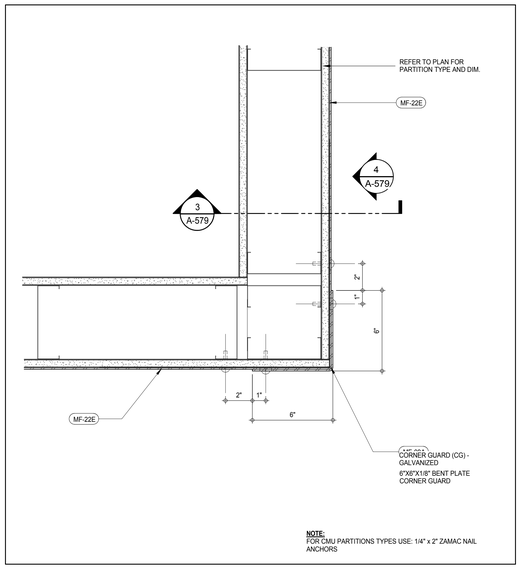

PLAN DETAIL - ALUMINUM DIAMOND PLATE ON WALL 2
A-401
3" = 1'-0"

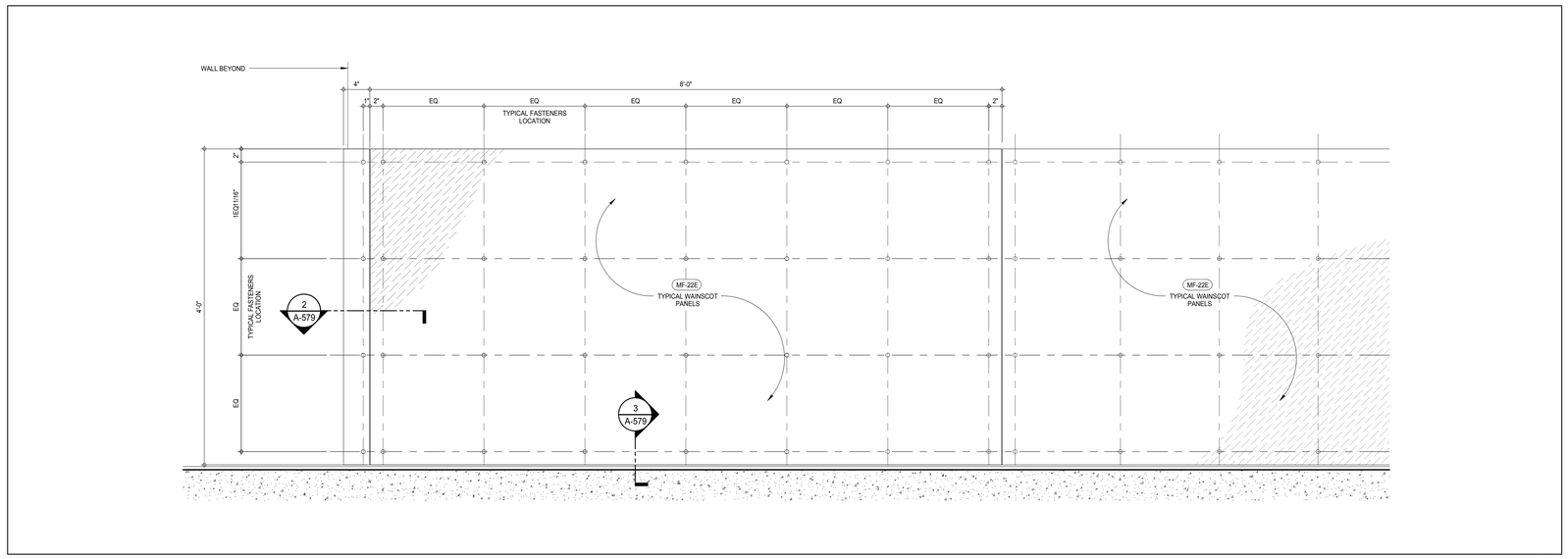

ELEVATION DETAIL - ALUMINUM DIAMOND PLATE ON WALL 4
A-401
1 1/2" = 1'-0"

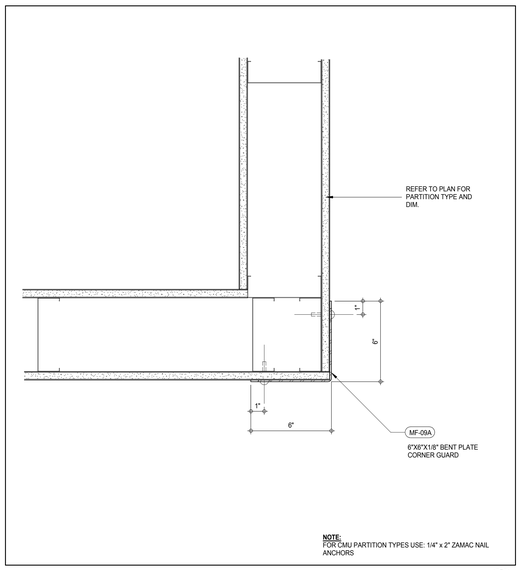

PLAN DETAIL - TYPICAL CORNER GUARD 1
A-407
3" = 1'-0"



KEY PLAN:

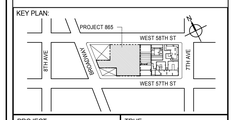

PROJECT NORTH | TRUE NORTH

DEVELOPER:
EXTELL DEVELOPMENT COMPANY
805 THIRD AVENUE, 7TH FLOOR
New York, NY 10022 USA
TEL: 212 712 6000 FAX: 212 712 6100

DESIGN ARCHITECT: Base Building Shell & Core
ADRIAN SMITH + GORDON GILL ARCHITECTURE
111 WEST MONROE STREET SUITE 2300
CHICAGO IL 60603
TEL: 312 920 1888 FAX: 312 920 1775

INTERIOR DESIGNER: Residential
Rottet Architecture and Design Studio, PLLC
298 Fifth Ave, 7th Floor
New York, NY 10001
TEL: 646 998 7000 FAX:

ARCHITECT OF RECORD: Base Building Shell, Core, & Residential
AAI ARCHITECTS, P.C.
401 Wellington St. W., 3rd Floor
Toronto, ON M5V 1E7 Canada
TEL: 416 967 1500 FAX: 416 967 7150

STRUCTURAL ENGINEERS:
WSP CANTOR SEINUK
228 EAST 45th Street
New York, NY 10017 USA
TEL: 212 687 9888 FAX: 646 487 5501

MEP ENGINEERS:
AKF GROUP
165 Broadway, 22nd Floor
New York, NY 10006 USA
TEL: 212 354 5656 FAX: 212 354 5668

GEOTECHNICAL ENGINEERS:
Langan Engineering & Environmental Services
21 Penn Plaza - 360 West 31st Street, 8th Floor
New York, NY 10001-2727
TEL: 212 479 5400 FAX: 212 479 5444

CODE CONSULTANTS:
Construction Consulting Associates
100 Church Street
New York, NY 10007
TEL: 212 385 1818 FAX: 212 385 1911

CURTAINWALL CONSULTANT:
AJLP Consulting
40 Worth Street. Suite 826
New York, NY 10013
TEL: 212 757 5659 FAX: 646 219 8508

LANDMARK/PRESERVATION CONSULTANT:
Jan Hird Pokorny Associates, Inc.
39 West 37th Street, 12A
New York, NY 10018
TEL: 212 759 6462 FAX: 212 759 6540

No.	DESCRIPTION	DATE
1	CD PROGRESS ISSUE 3	09 MAR 15
2	CD PROGRESS ISSUE 4	01 JUN 15
3	CD PROGRESS ISSUE 5	10 AUG 15
	D.O.B. AMENDMENT 2	21 SEP 15

NOT FOR BID/CONSTRUCTION

Discrepancies must be reported immediately to the Architect before proceeding. Only figured dimensions are to be used. Contractors must check all dimensions on site. This drawing is protected by copyright.

ALL DIMENSIONS ARE SHOWN IN IMPERIAL.

CONSULTANT:
AAI ARCHITECTS, P.C.

PROJECT:
217 WEST 57TH STREET
NEW YORK, NY

DRAWING TITLE:
MISCELLANEOUS DETAILS

SEAL & SIGNATURE:

DATE:	09 MAR 15
PROJECT No:	1216-00
DRAWN: Author	REV: 3
CHK: Checker	
SCALE: As indicated	
DWG No:	A-579.01
DOB PAGE No:	349 of 569

DOB EMPLOYEE STAMP: DOB B-SCAN:

36" x 48" Arch E SHEET SIZE
FILE NAME: C:\Revit Local Files\EXTELL-865-AAI-TWR-CNE_hedstarm.rvt
PLOT DATE: 9/22/2015 1:12:26 AM

36" x 48" Arch E -SHEET SIZE

DEPT OF BLDGS 121328205 Job Number
ES097981683 Scan Code

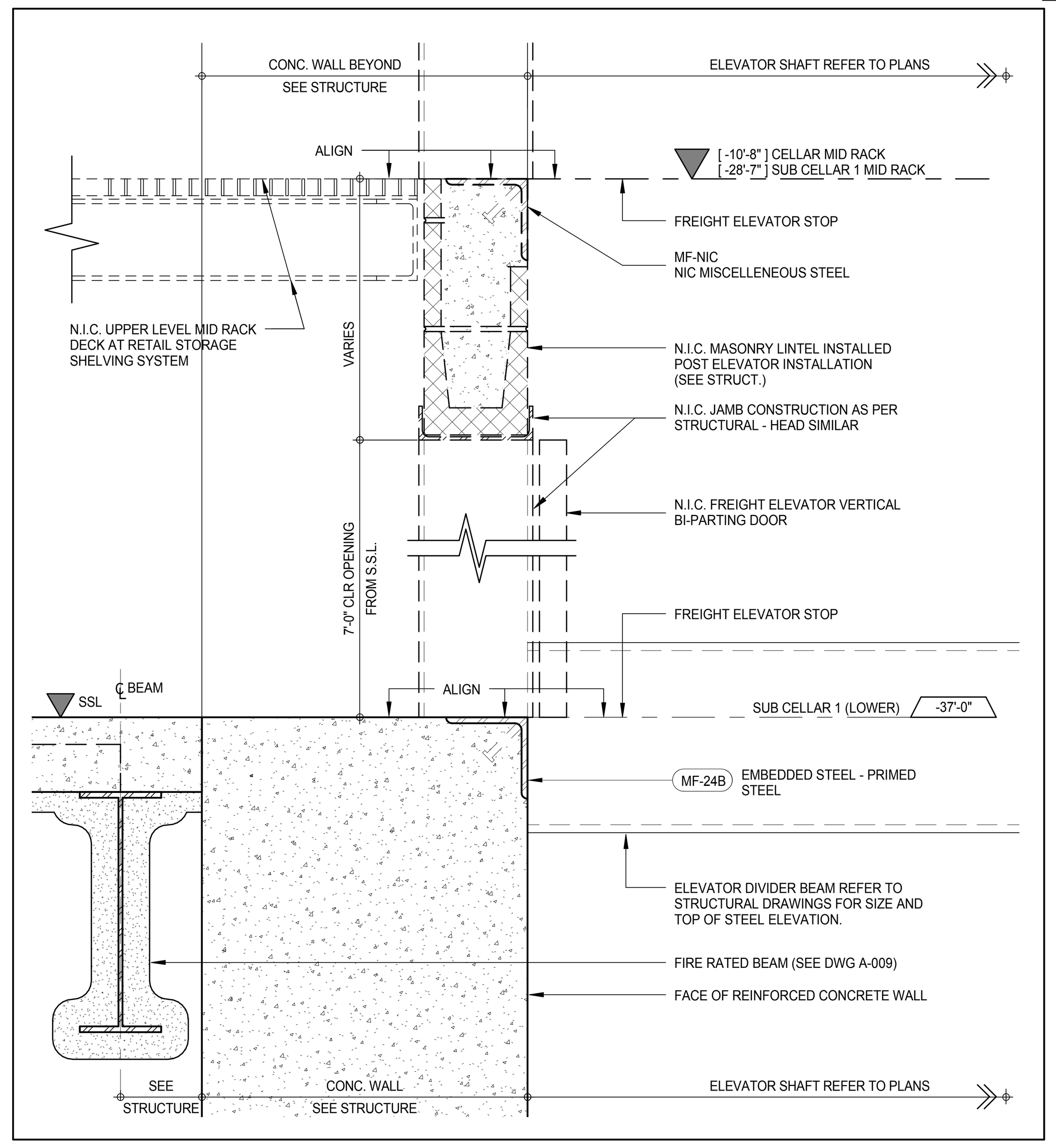

SECTION DETAIL - FREIGHT ELEVATOR M-1 & M-2 SILL AND SPANDREL (9)
A-380
1 1/2" = 1'-0"

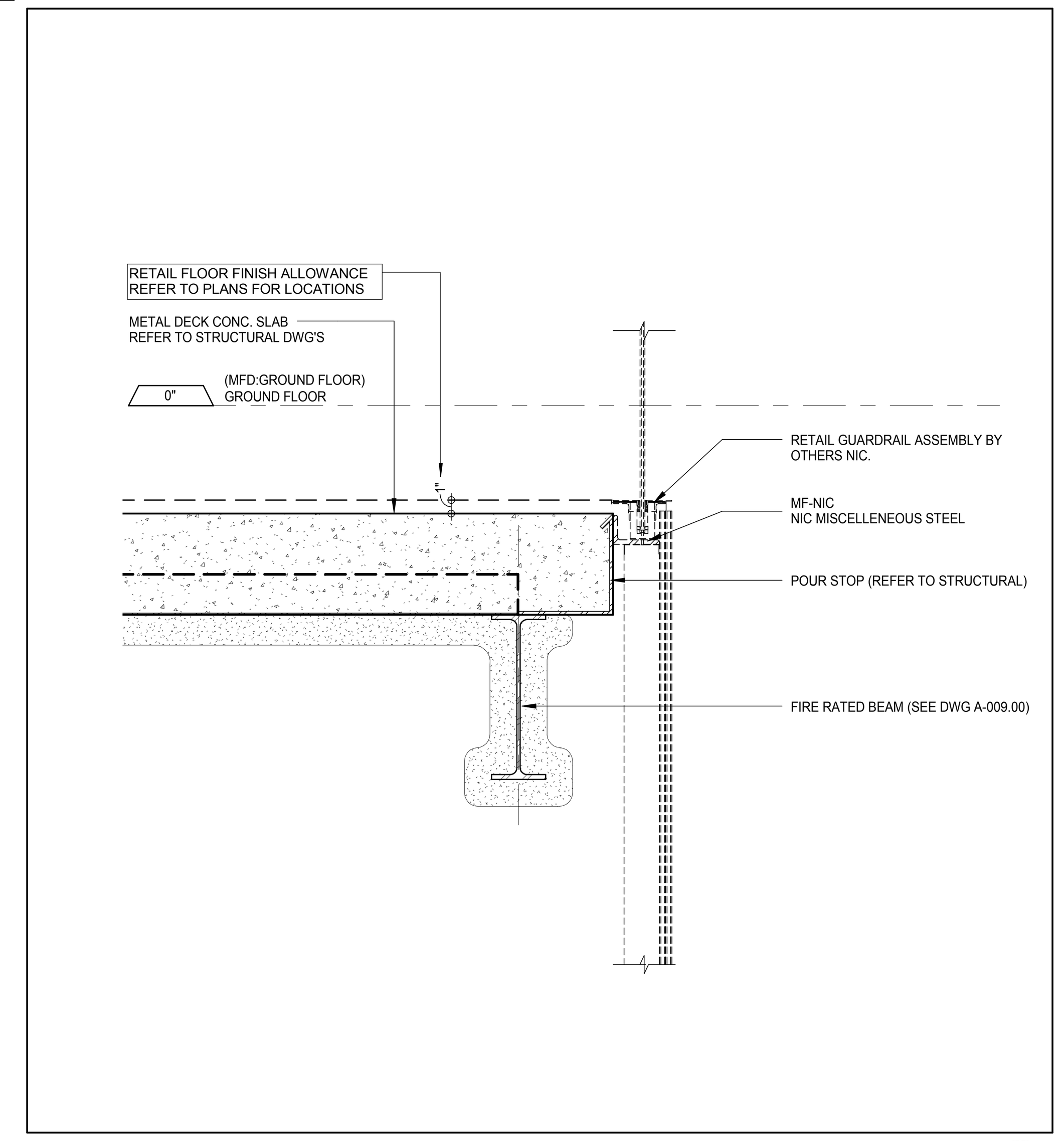

SECTION DETAIL - EDGE OF SLAB AT RETAIL GUARDRAIL (6)
A-419
1 1/2" = 1'-0"

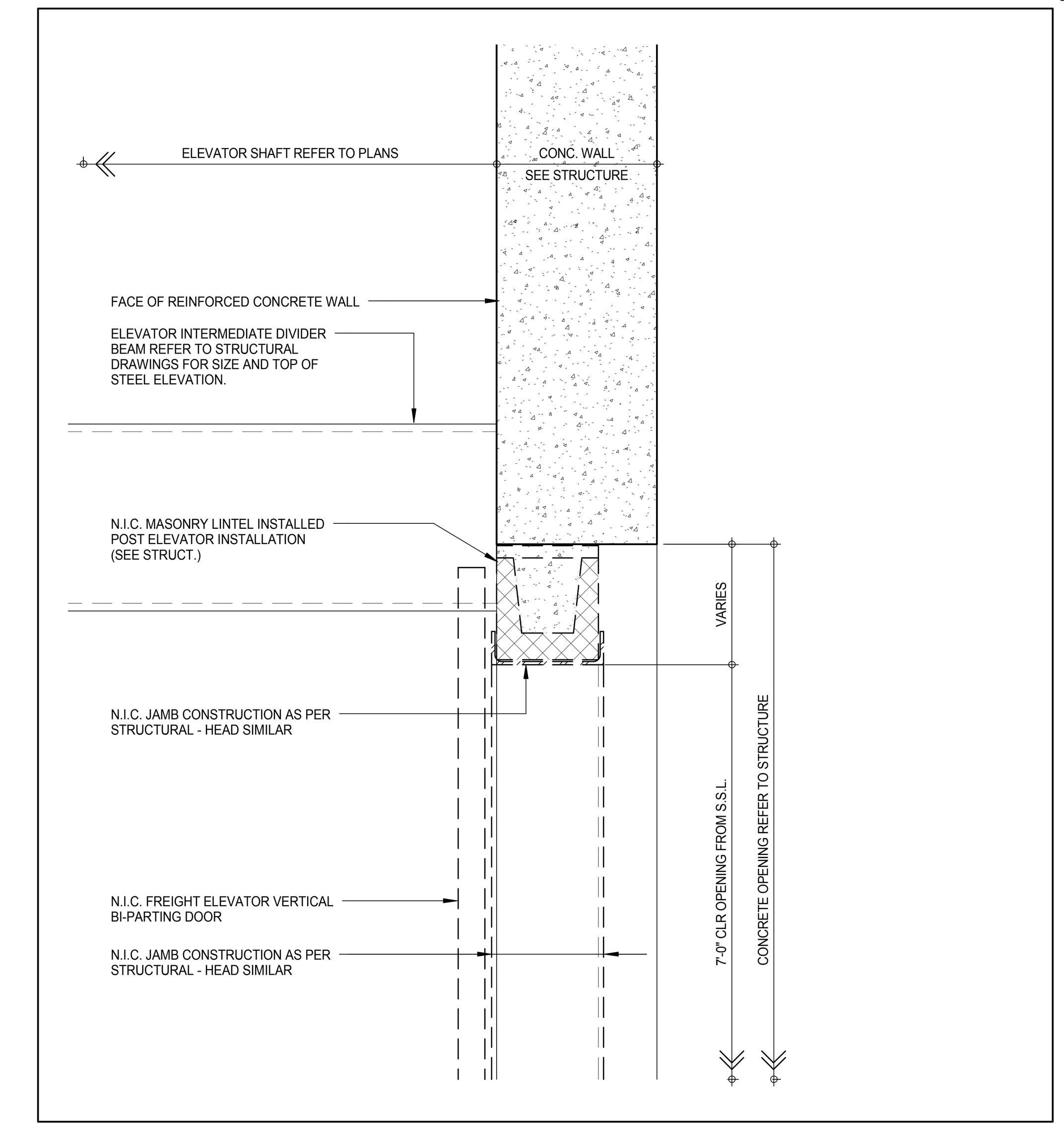

SECTION DETAIL - FREIGHT ELEVATOR M-1 & M-2 HEAD (3)
A-380
1 1/2" = 1'-0"

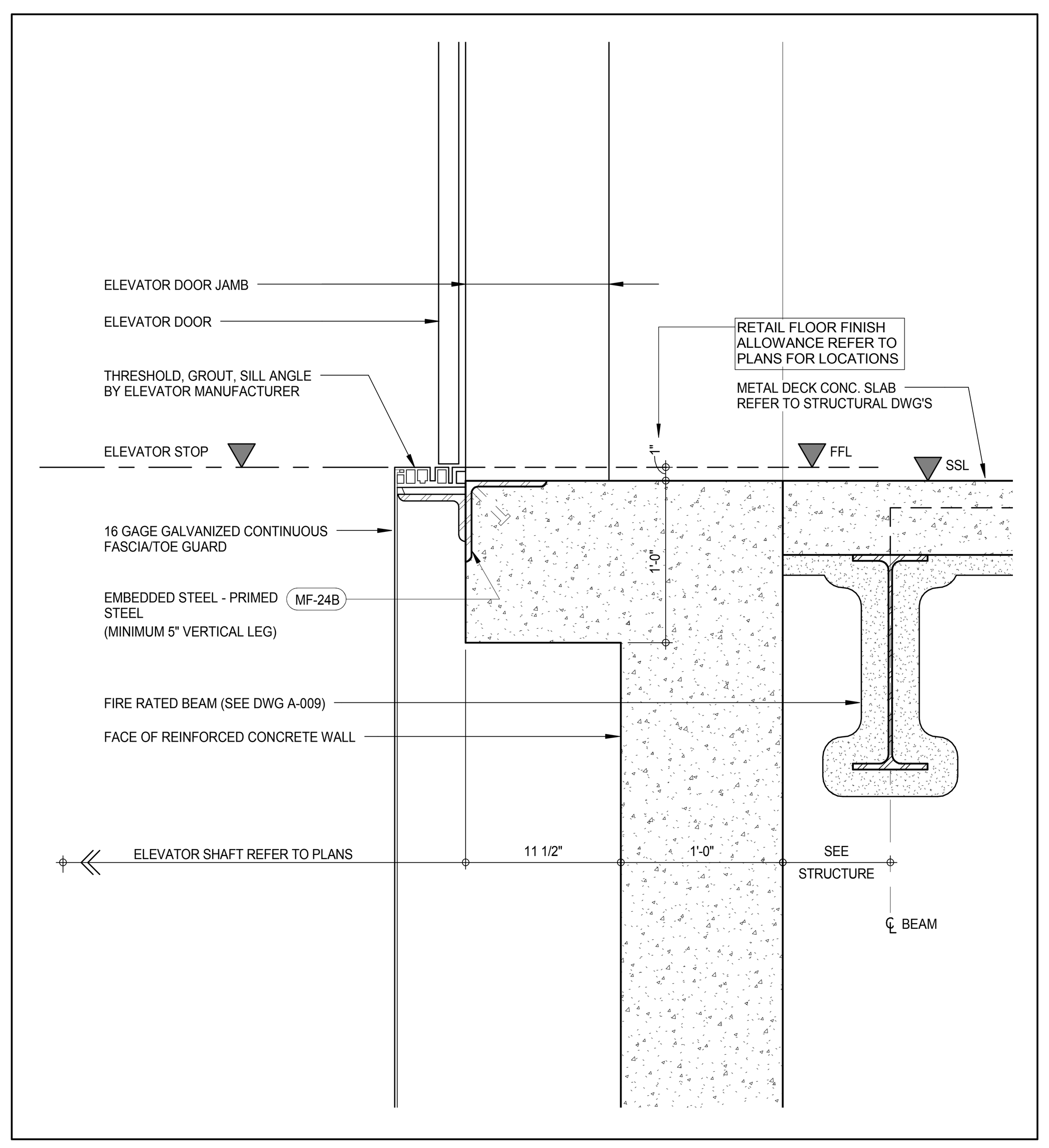

SECTION DETAIL - RETAIL ELEVATOR N-1 SILL (11)
A-381
1 1/2" = 1'-0"

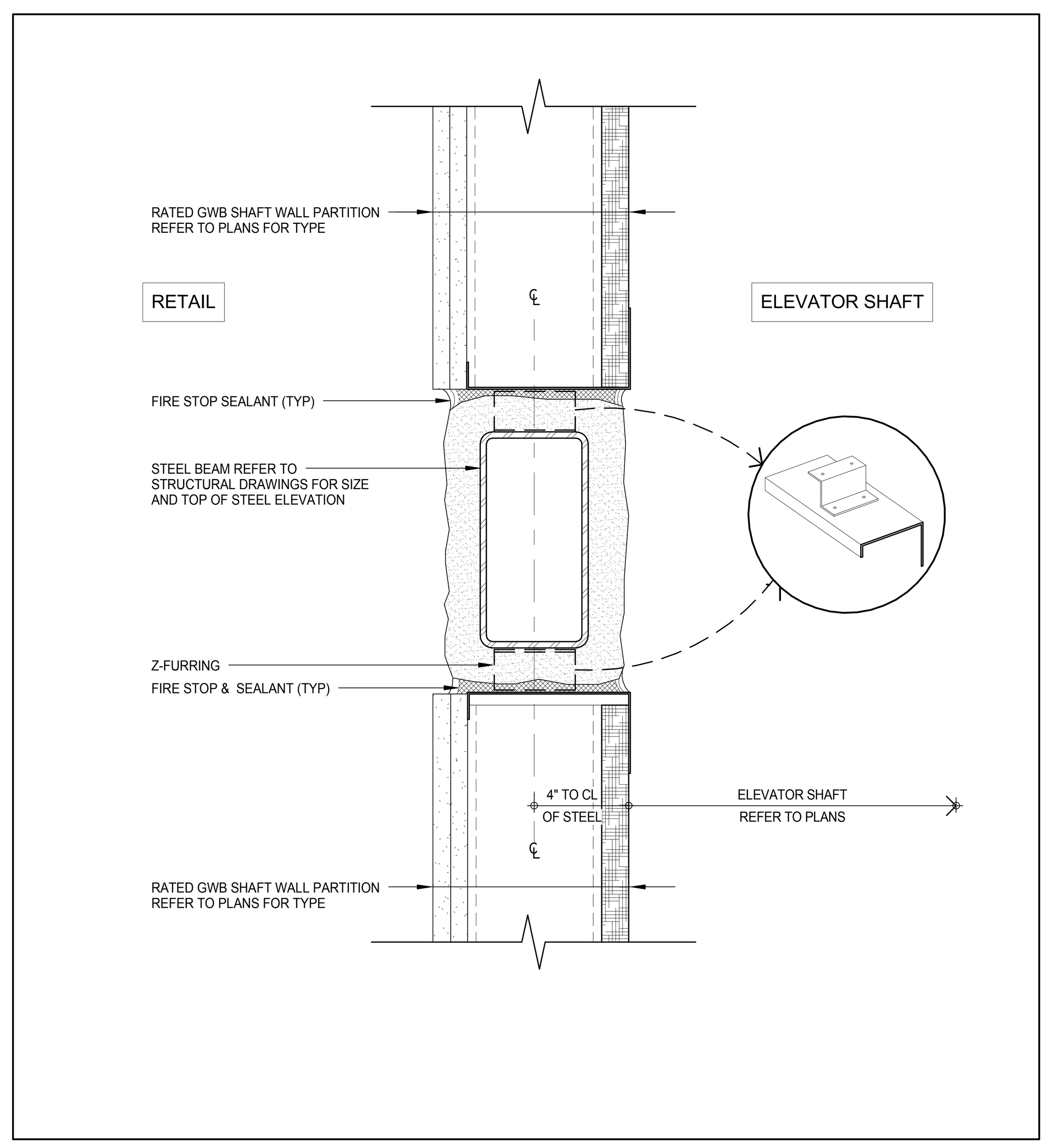

SECTION DETAIL - HSS DIVIDER BEAM AT ELEVATOR SHAFT (8)
A-585
3" = 1'-0"

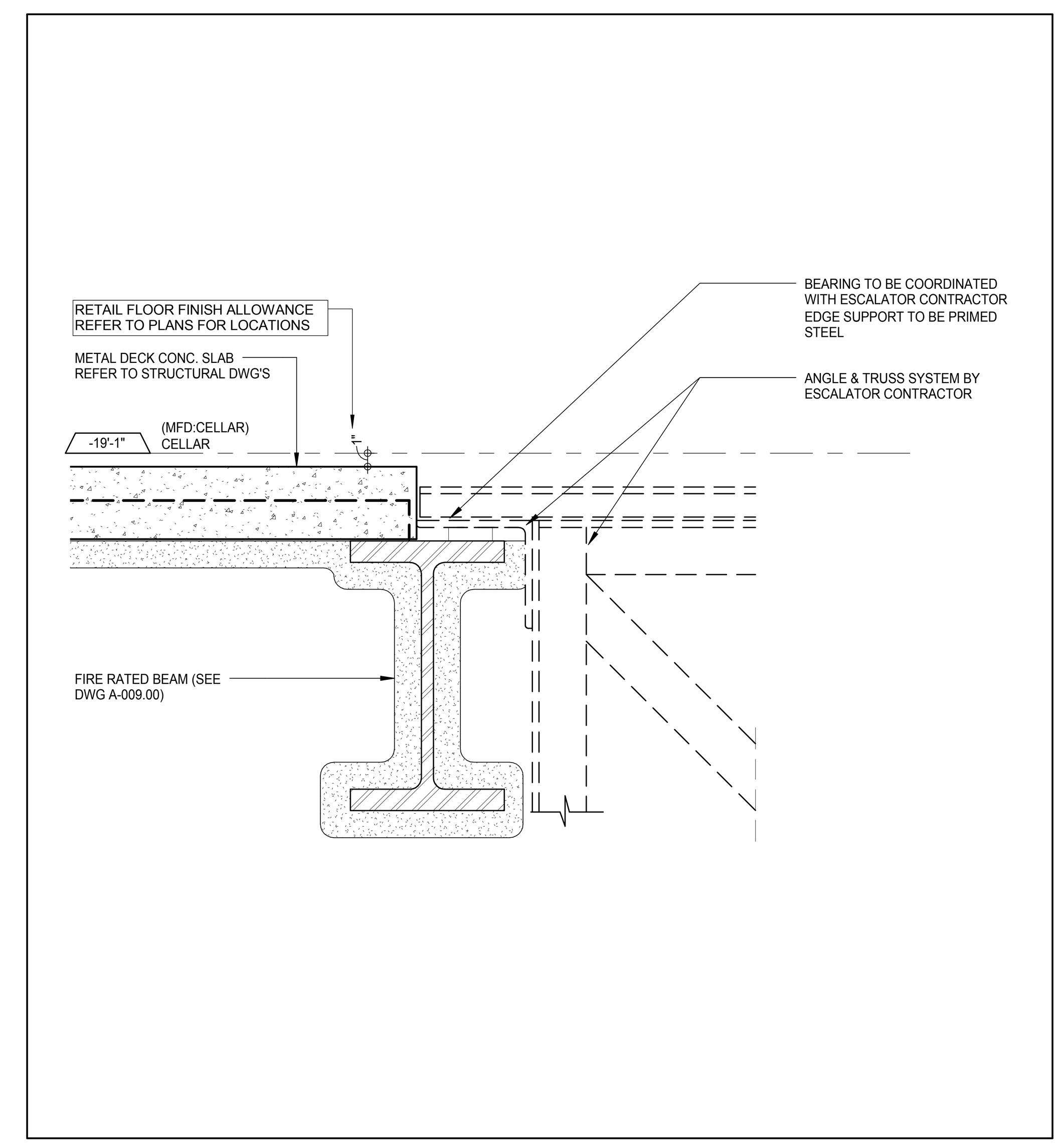

SECTION DETAIL - TYPICAL ESCALATOR SUPPORT (5)
A-419
1 1/2" = 1'-0"

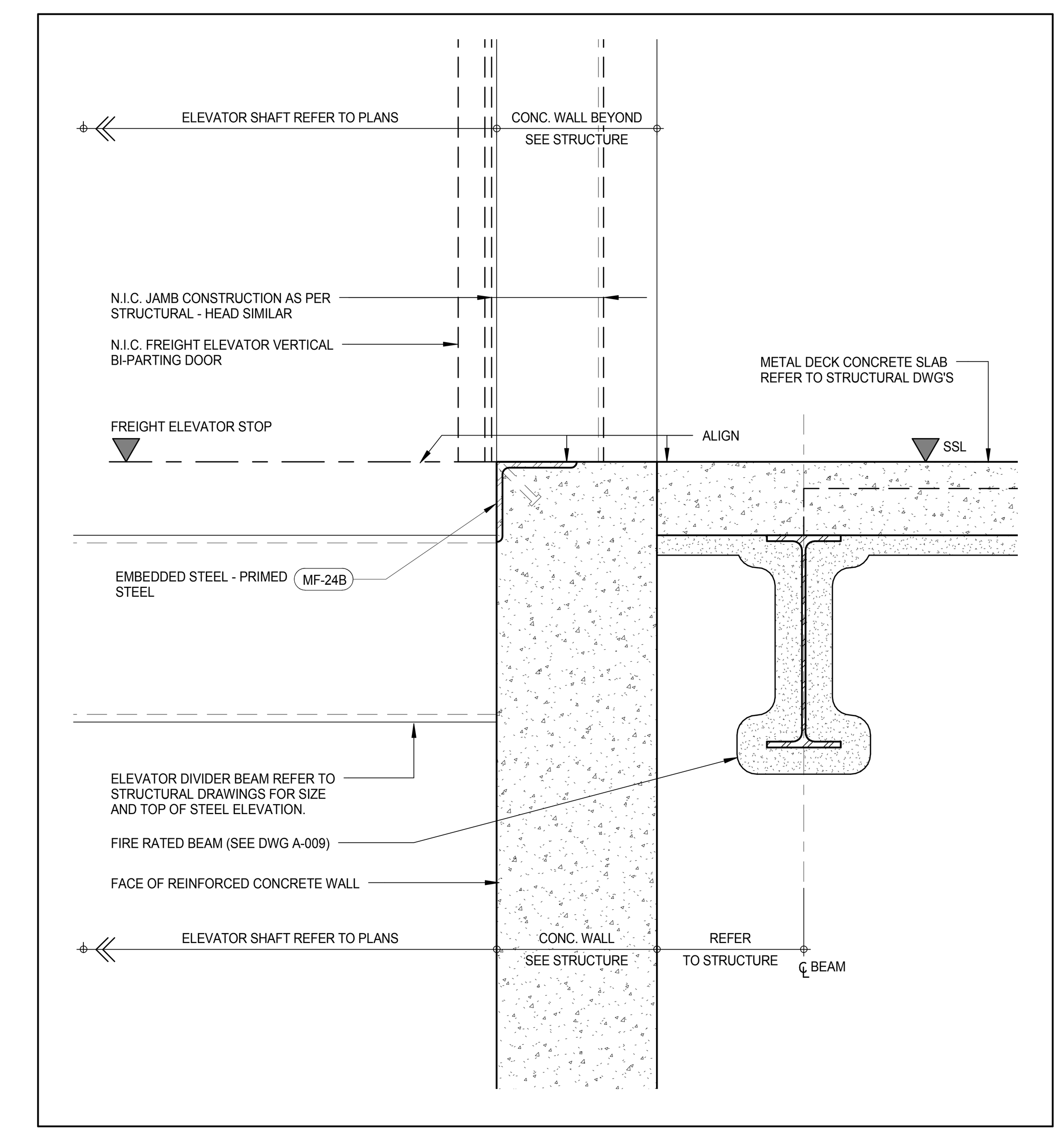

SECTION DETAIL - FREIGHT ELEVATOR M-1 & M-2 SILL (2)
A-380
1 1/2" = 1'-0"

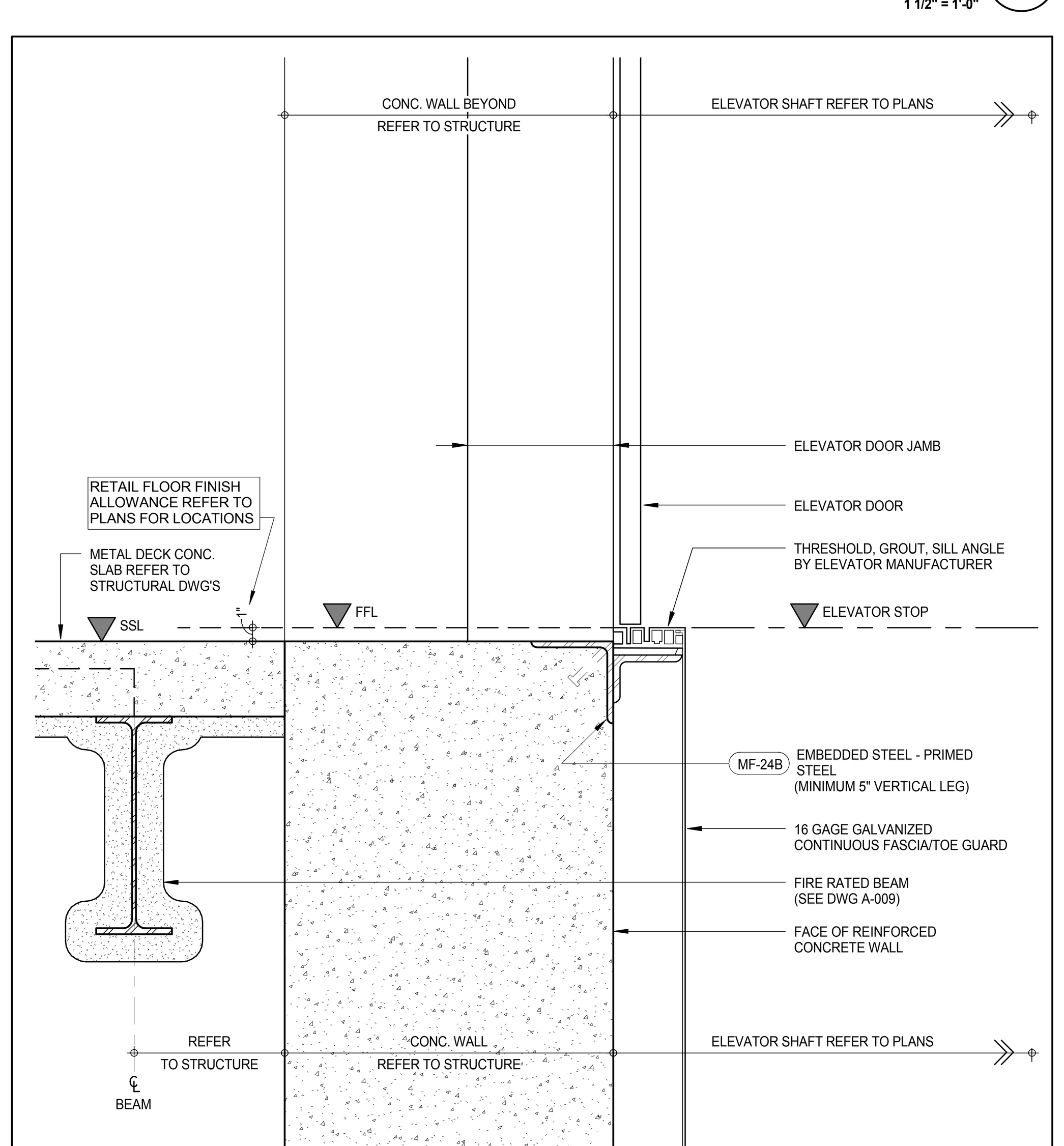

SECTION DETAIL - RETAIL ELEVATOR N-1 SILL (10)
A-381
1 1/2" = 1'-0"

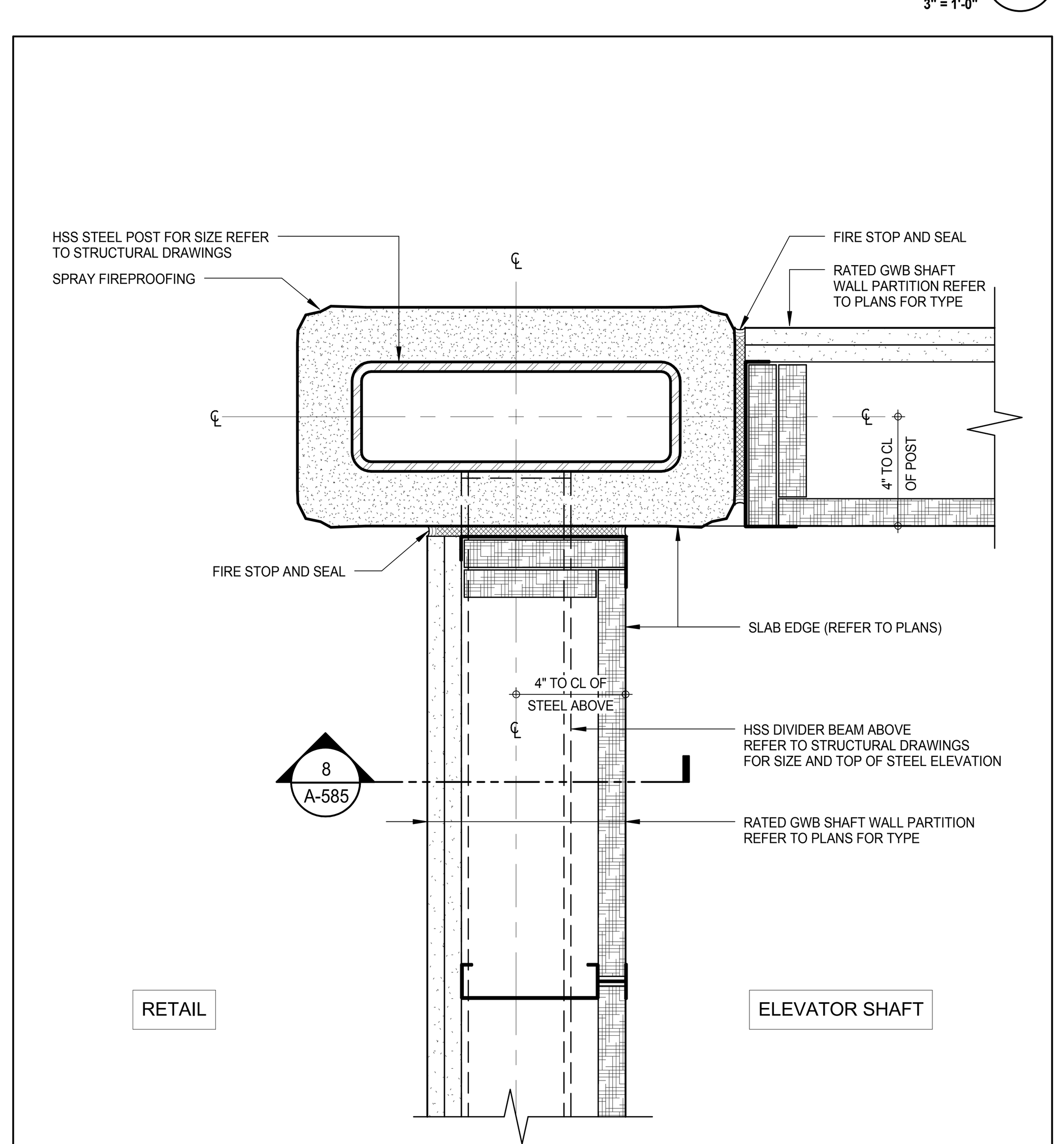

PLAN DETAIL - POST AT ELEVATOR SHAFT (7)
A-402
3" = 1'-0"

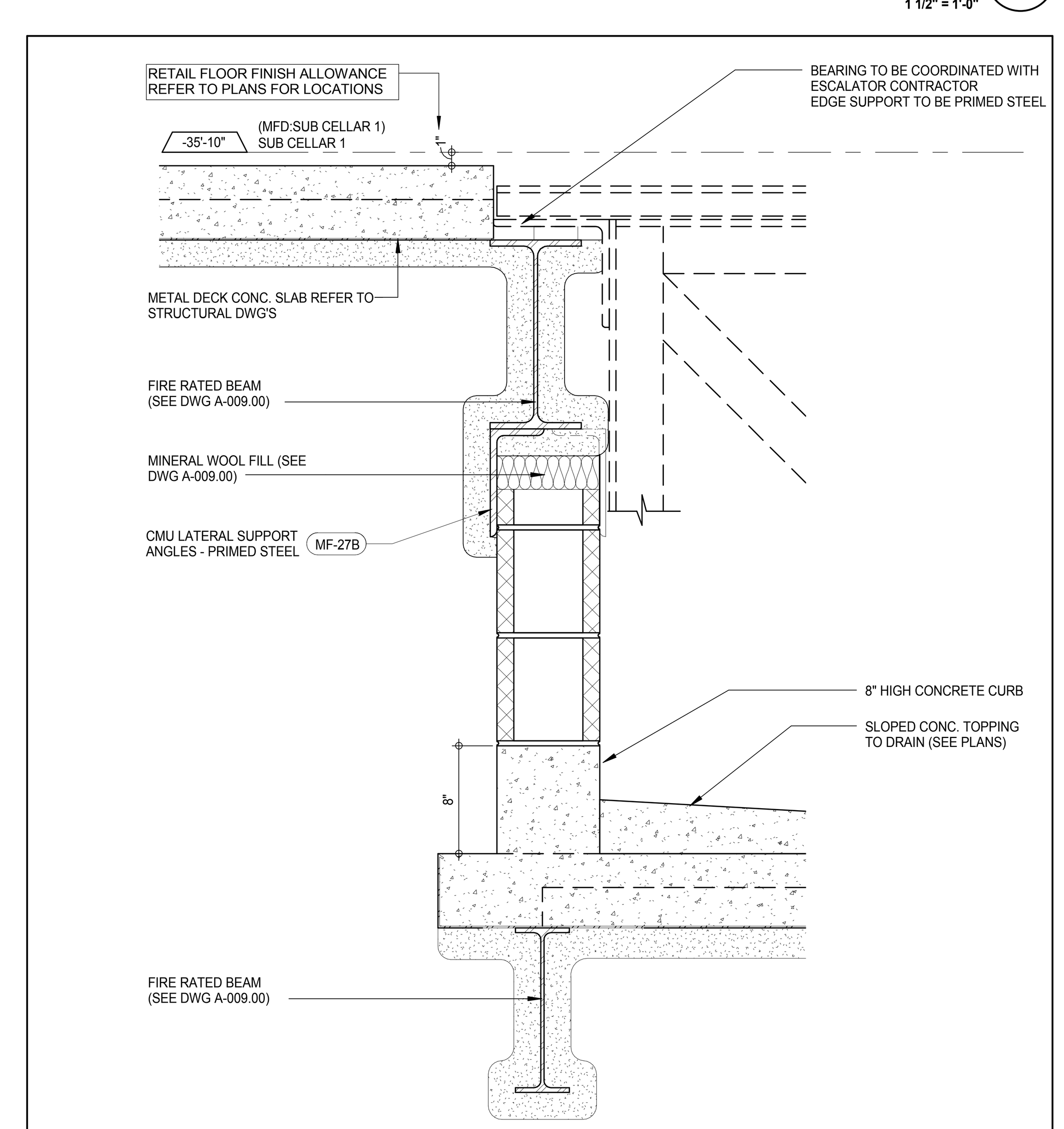

SECTION DETAIL - ESCALATOR SUPPORT AT PIT (4)
A-413
1 1/2" = 1'-0"

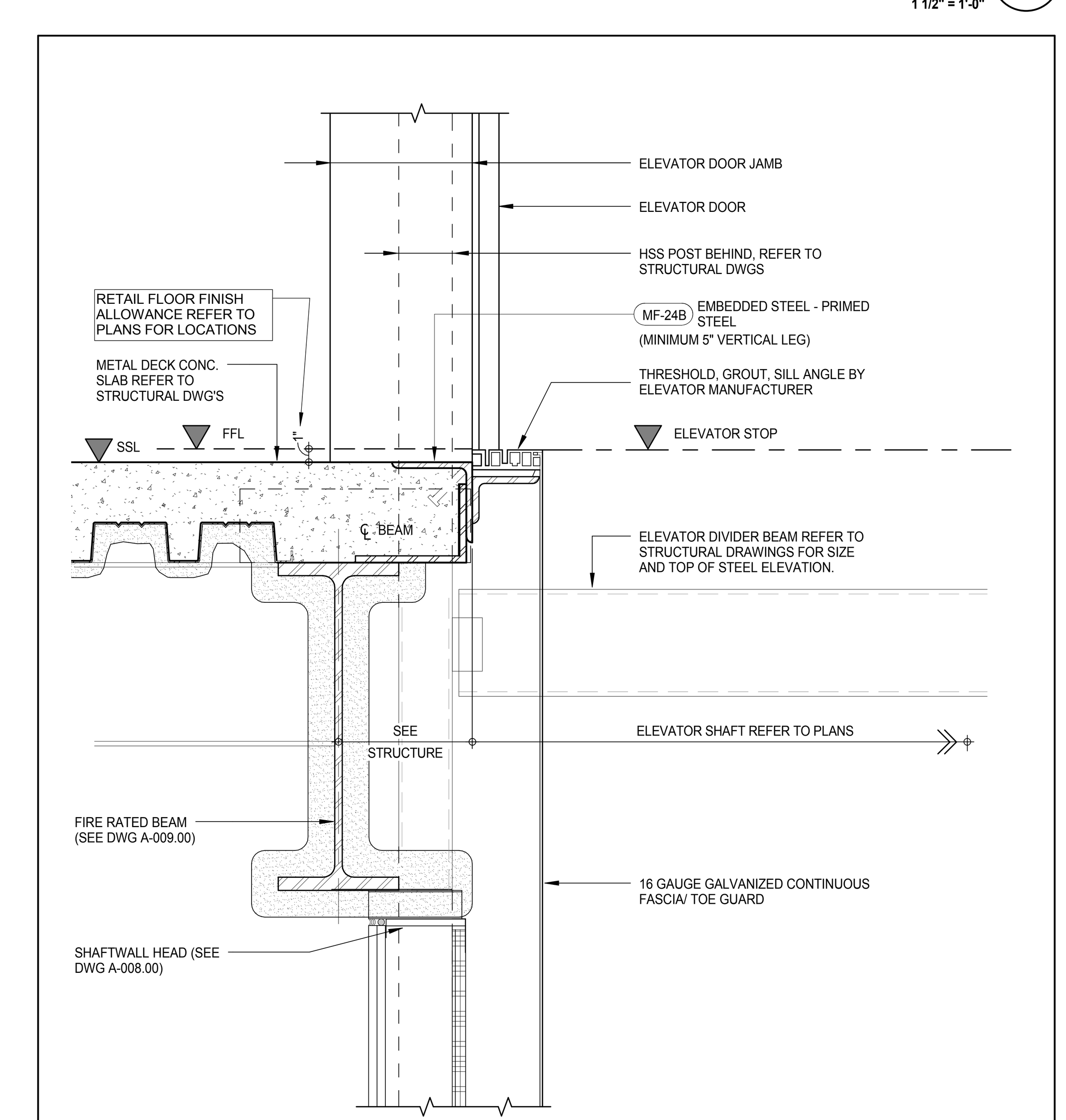

SECTION DETAIL - RETAIL ELEVATOR SILL (1)
A-382
1 1/2" = 1'-0"

KEY PLAN:

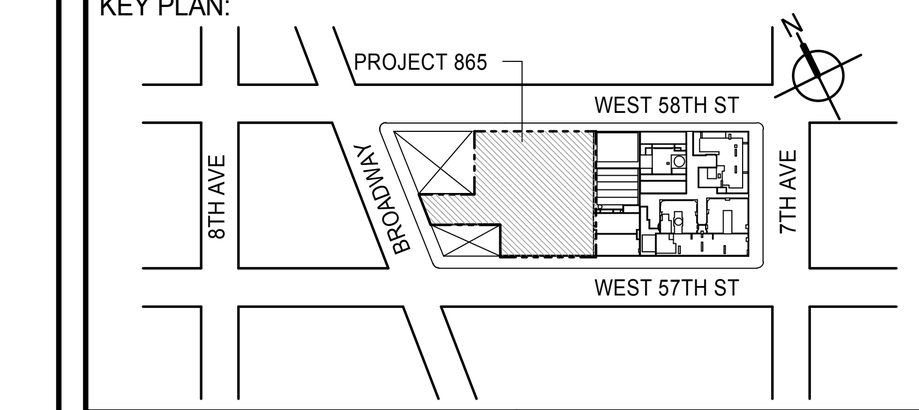

PROJECT NORTH
TRUE NORTH

DEVELOPER:
EXTELL DEVELOPMENT COMPANY
805 THIRD AVENUE, 7TH FLOOR
New York, NY 10022 USA
TEL: 212 712 6000 FAX: 212 712 6100

DESIGN ARCHITECT: Base Building Shell & Core
ADRIAN SMITH + GORDON GILL ARCHITECTURE
111 WEST MONROE STREET SUITE 2300
CHICAGO IL 60603
TEL: 312 920 1888 FAX: 312 920 1775

INTERIOR DESIGNER: Residential
Rottet Architecture and Design Studio, PLLC
298 Fifth Ave, 7th Floor
New York, NY 10001
TEL: 646 998 7000 FAX:

ARCHITECT OF RECORD: Base Building Shell, Core, & Residential
AAI ARCHITECTS, P.C.
401 Wellington St. W., 3rd Floor
Toronto, ON M5V 1E7 Canada
TEL: 416 967 1500 FAX: 416 967 7150

STRUCTURAL ENGINEERS:
WSP CANTOR SEINUK
228 EAST 45th Street
New York, NY 10017 USA
TEL: 212 687 9888 FAX: 646 487 5501

MEP ENGINEERS:
AKF GROUP
165 Broadway, 22nd Floor
New York, NY 10006 USA
TEL: 212 354 5656 FAX: 212 354 5668

GEOTECHNICAL ENGINEERS:
Langan Engineering & Environmental Services
21 Penn Plaza - 360 West 31st Street, 8th Floor
New York, NY 10001-2727
TEL: 212 479 5400 FAX: 212 479 5444

CODE CONSULTANTS:
Construction Consulting Associates
100 Church Street
New York, NY 10007
TEL: 212 385 1818 FAX: 212 385 1911

CURTAINWALL CONSULTANT:
AJLP Consulting
40 Worth Street. Suite 826
New York, NY 10013
TEL: 212 757 5659 FAX: 646 219 8508

LANDMARK/PRESERVATION CONSULTANT:
Jan Hird Pokorny Associates, Inc.
39 West 37th Street, 12A
New York, NY 10018
TEL: 212 759 6462 FAX: 212 759 6540

No.	DESCRIPTION	DATE
1	CD PROGRESS ISSUE 3	09 MAR 15
2	CD PROGRESS ISSUE 4	01 JUN 15
3	CD PROGRESS ISSUE 5	10 AUG 15
	D.O.B. AMENDMENT 2	21 SEP 15

NOT FOR BID/CONSTRUCTION

Discrepancies must be reported immediately to the Architect before proceeding. Only figured dimensions are to be used. Contractors must check all dimensions on site. This drawing is protected by copyright.

ALL DIMENSIONS ARE SHOWN IN IMPERIAL.

CONSULTANT:
AAI ARCHITECTS, P.C.

PROJECT:
217 WEST 57TH STREET
NEW YORK, NY

DRAWING TITLE:
ELEVATOR AND ESCALATOR DETAILS

SEAL & SIGNATURE:
REGISTERED ARCHITECT WIEPKE DAVID JANSEN No. 028881 STATE OF NEW YORK

DATE:	09 MAR 15
PROJECT No:	1216-00
DRAWN: Author	REV: 3
CHK: Checker	
SCALE: As indicated	
DWG No:	A-585.00
DOB PAGE No:	350 of 569

DOB EMPLOYEE STAMP:
DOB B-SCAN:

FILE NAME: C:\Revit Local Files\EXTELL-865-AAI-TWR-CNF_hadlarim.rvt
PLOT DATE: 9/22/2015 11:26:03 AM

DEPT OF BLDGS 421208305 Job Number
E350736306 Scan Code

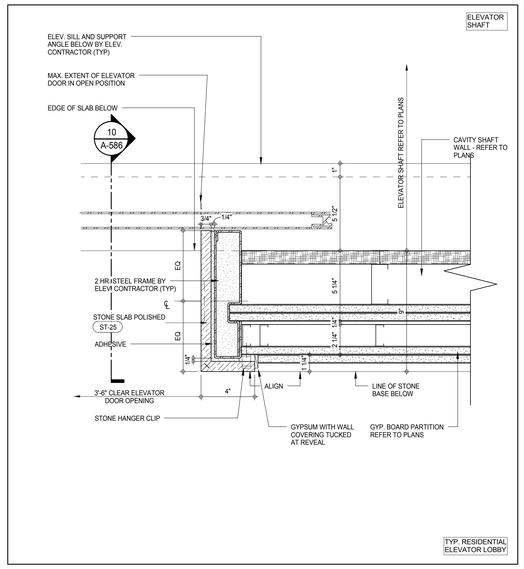

RESIDENTIAL R3 & R4 ELEVATOR JAMB - RESIDENTIAL FLOORS (11)
A-586 3" = 1'-0"

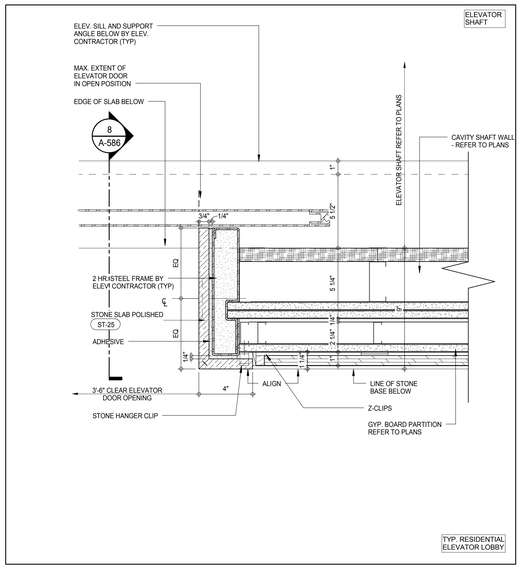

RESIDENTIAL R1 & R2 ELEVATOR JAMB - RESIDENTIAL FLOORS (9)
A-586 3" = 1'-0"

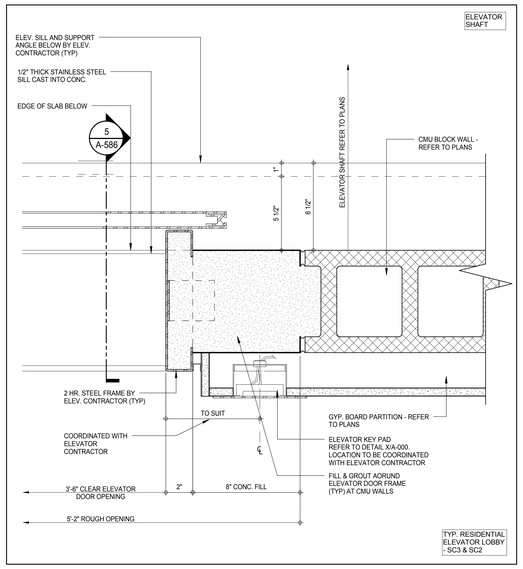

RESIDENTIAL R4 ELEVATOR JAMB - SC3 & SC2 (6)
A-402 3" = 1'-0"

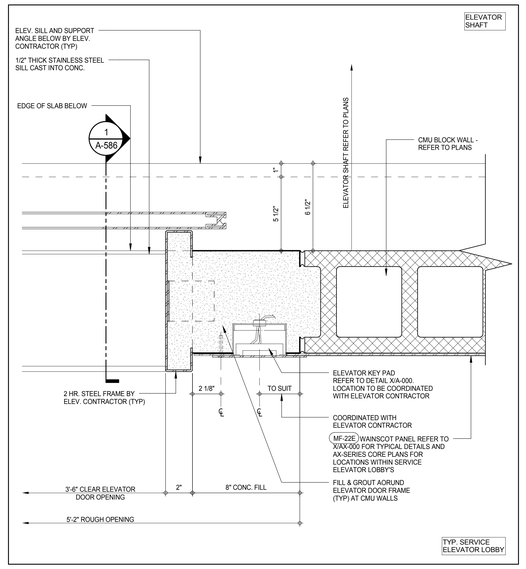

BOH SERVICE ELEVATOR JAMB (TYP.) (3)
A-402 3" = 1'-0"

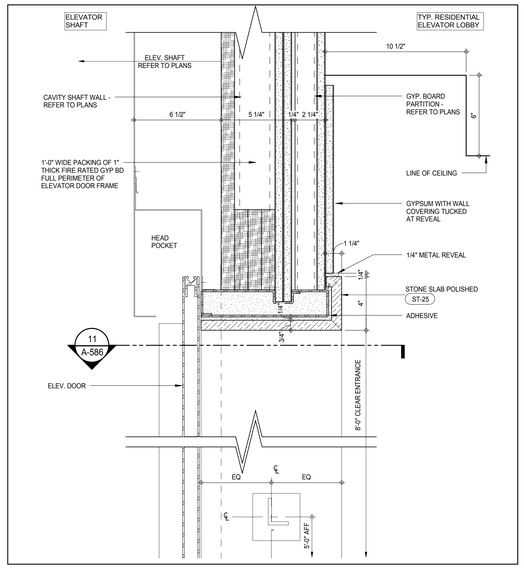

RESIDENTIAL R3 & R4 ELEVATOR HEAD - RESIDENTIAL FLOORS SECTION (10)
A-586 3" = 1'-0"

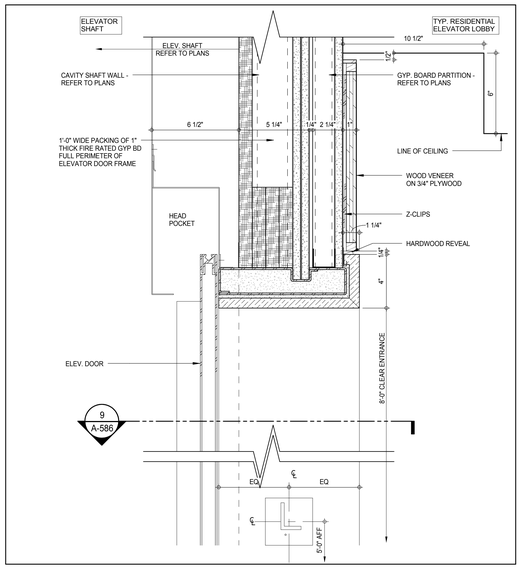

RESIDENTIAL R1 & R2 ELEVATOR HEAD - RESIDENTIAL FLOORS SECTION (8)
A-586 3" = 1'-0"

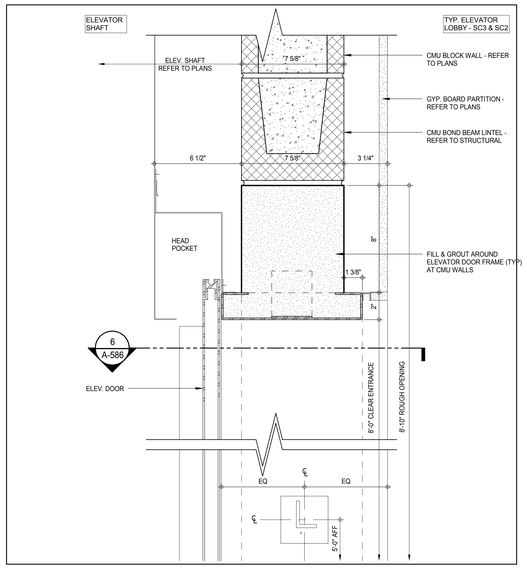

RESIDENTIAL R4 ELEVATOR HEAD - SC3 & SC2 (TYP.) SECTION (5)
A-586 3" = 1'-0"

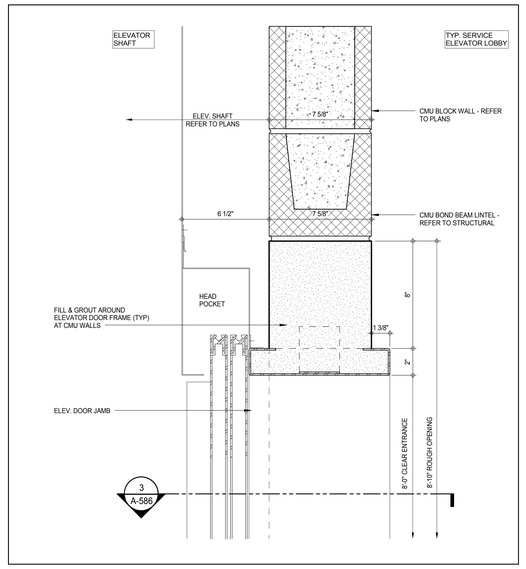

BOH SERVICE ELEVATOR HEAD (TYP.) SECTION (2)
3" = 1'-0"

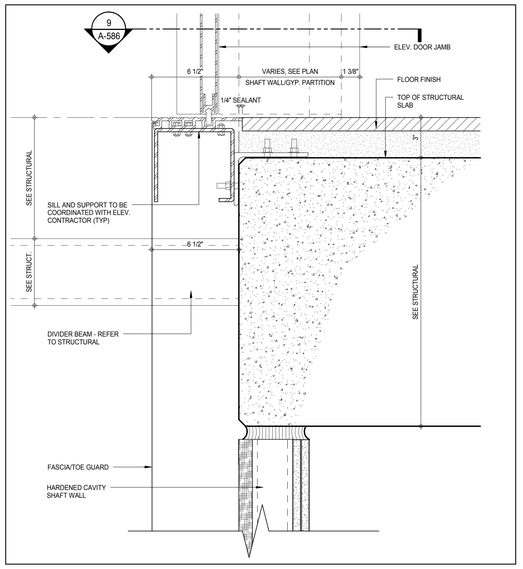

SECTION DETAIL - R1-R4, S1, RESIDENTIAL LEVELS SILL (7)
A1-660 3" = 1'-0"

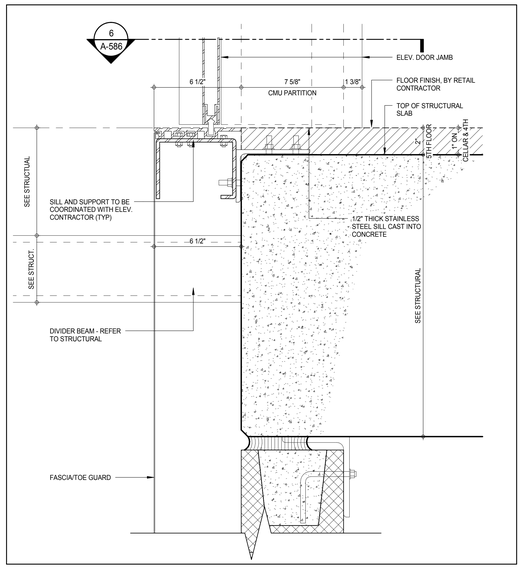

SECTION DETAIL - ELEVATOR R4, S1, CELLAR, 4TH, 5TH FLOOR SILL (4)
A-391 3" = 1'-0"

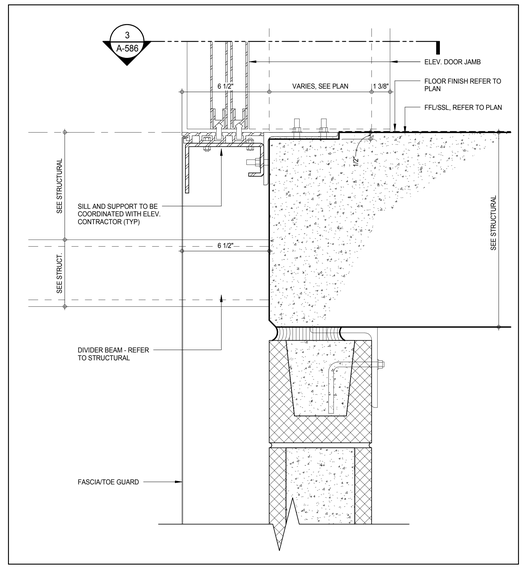

SECTION DETAIL - TYPICAL BOH SUPPORT & MECHANICAL LEVELS SILL (1)
A-586 3" = 1'-0"

KEY PLAN:

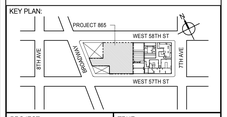

PROJECT NORTH | TRUE NORTH

DEVELOPER:
EXTELL DEVELOPMENT COMPANY
805 THIRD AVENUE, 7TH FLOOR
New York, NY 10022 USA
TEL: 212 712 6000 FAX: 212 712 6100

DESIGN ARCHITECT: Base Building Shell & Core
ADRIAN SMITH + GORDON GILL ARCHITECTURE
111 WEST MONROE STREET SUITE 2300
CHICAGO IL 60603
TEL: 312 920 1888 FAX: 312 920 1775

INTERIOR DESIGNER: Residential
Rottet Architecture and Design Studio, PLLC
298 Fifth Ave. 7th Floor
New York, NY 10001
TEL: 646 998 7000 FAX:

ARCHITECT OF RECORD: Base Building Shell, Core, & Residential
AAI ARCHITECTS, P.C.
401 Wellington St. W., 3rd Floor
Toronto, ON M5V 1E7 Canada
TEL: 416 967 1500 FAX: 416 967 7150

STRUCTURAL ENGINEERS:
WSP CANTOR SEINUK
228 EAST 45th Street
New York, NY 10017 USA
TEL: 212 687 9888 FAX: 646 487 5501

MEP ENGINEERS:
AKF GROUP
165 Broadway, 22nd Floor
New York, NY 10006 USA
TEL: 212 354 5656 FAX: 212 354 5668

GEOTECHNICAL ENGINEERS:
Langan Engineering & Environmental Services
21 Penn Plaza - 360 West 31st Street, 8th Floor
New York, NY 10001-2727
TEL: 212 479 5400 FAX: 212 479 5444

CODE CONSULTANTS:
Construction Consulting Associates
100 Church Street
New York, NY 10007
TEL: 212 385 1818 FAX: 212 385 1911

CURTAINWALL CONSULTANT:
AJLP Consulting
40 Worth Street. Suite 826
New York, NY 10013
TEL: 212 757 5659 FAX: 646 219 8508

LANDMARK/PRESERVATION CONSULTANT:
Jan Hird Pokorny Associates, Inc.
39 West 37th Street, 12A
New York, NY 10018
TEL: 212 759 6462 FAX: 212 759 6540

No.	DESCRIPTION	DATE
1	CD PROGRESS ISSUE 3	09 MAR 15
2	CD PROGRESS ISSUE 4	01 JUN 15
3	CD PROGRESS ISSUE 5	10 AUG 15
	D.O.B. AMENDMENT 2	21 SEP 15

NOT FOR BID/CONSTRUCTION

Discrepancies must be reported immediately to the Architect before proceeding. Only figured dimensions are to be used. Contractors must check all dimensions on site. This drawing is protected by copyright.

ALL DIMENSIONS ARE SHOWN IN IMPERIAL.

CONSULTANT: AAI ARCHITECTS, P.C.

PROJECT:
217 WEST 57TH STREET
NEW YORK, NY

DRAWING TITLE:
ELEVATOR ENTRANCE DETAILS

SEAL & SIGNATURE: REGISTERED ARCHITECT ANDRE DAVID JANSSEN NY 022885 STATE OF NEW YORK

DATE:	09 MAR 15
PROJECT No:	1216-00
DRAWN: Author	REV:
CHK: Checker	3
SCALE: 3" = 1'-0"	
DWG No:	A-586.00
DOB PAGE No:	351 of 569

DOB EMPLOYEE STAMP: DOB B-SCAN:

36" x 48" Arch E SHEET SIZE
FILE NAME: C:\Revit Local Files\EXTELL-865-AAI-TWR-CNE_hardarm.rvt
PLOT DATE: 9/28/2015 11:26:26 AM

DEPT OF BLDGS 421258305 Job Number
E3526002235 Scan Code

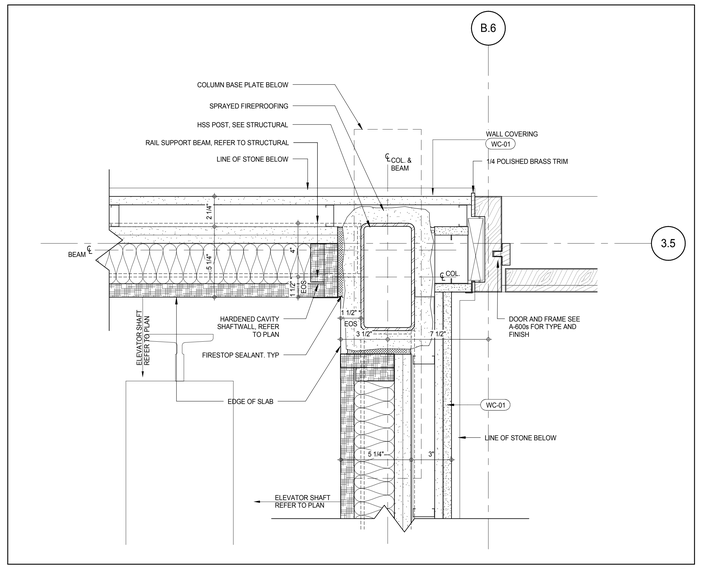

PLAN DETAIL - 8TH FLOOR ELEVATOR SHAFT R3 (9)

A-114
3" = 1'-0"

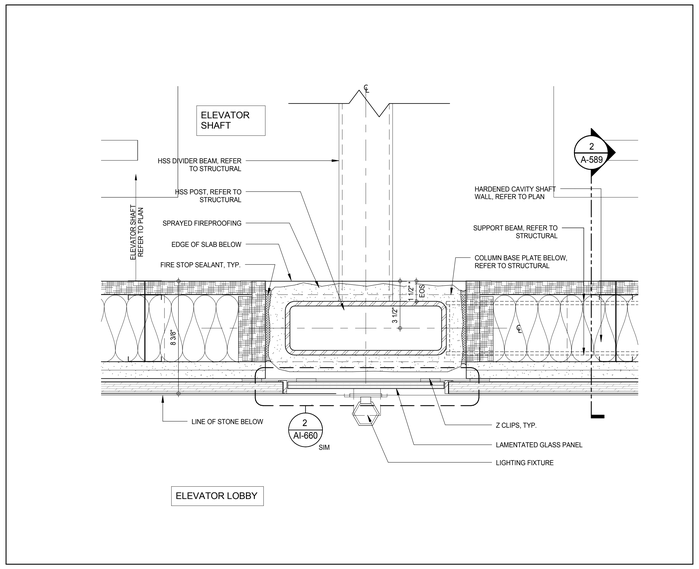

PLAN DETAIL - 8TH FLOOR ELEVATOR SHAFT (6)

A-114
3" = 1'-0"

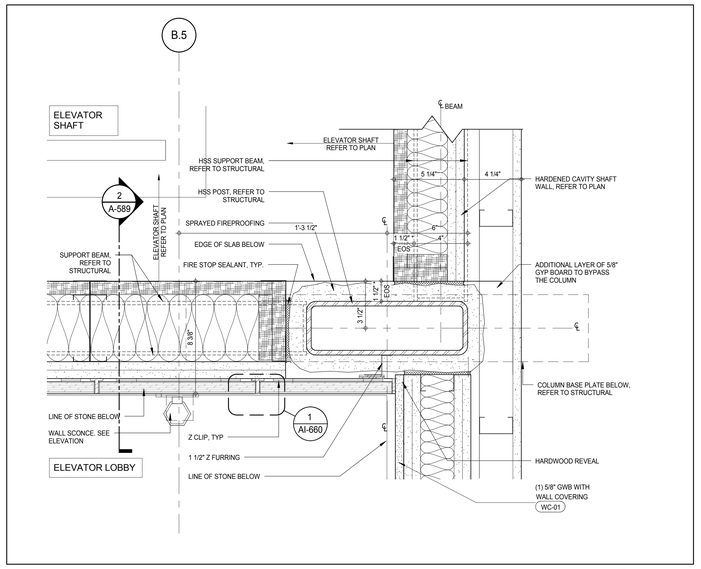

PLAN DETAIL - 8TH FLOOR ELEVATOR SHAFT CORNER (3)

A-114
3" = 1'-0"

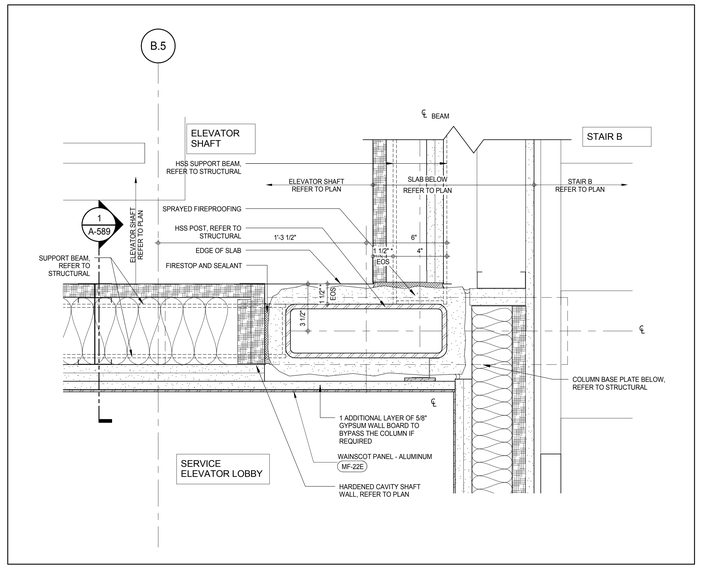

PLAN DETAIL - 6TH FLOOR SHAFTWALL INTERSECTION (8)

A-456
3" = 1'-0"

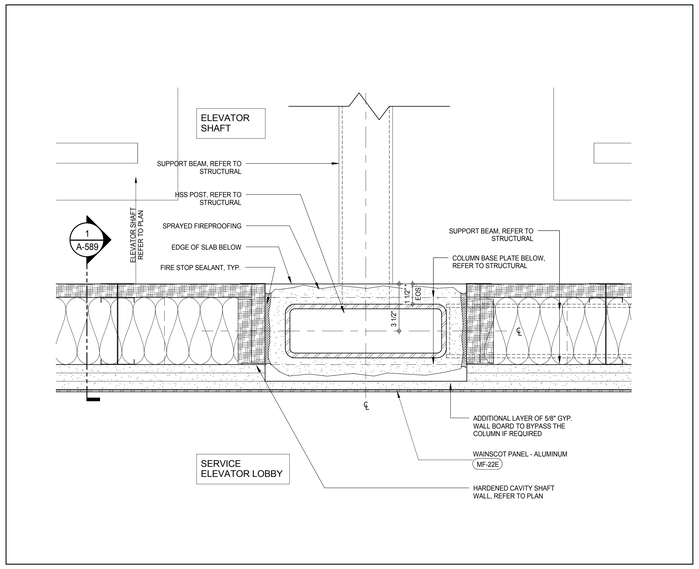

PLAN DETAIL - 5TH TO 7TH FLOOR ELEVATOR SHAFT (5)

A-416
3" = 1'-0"

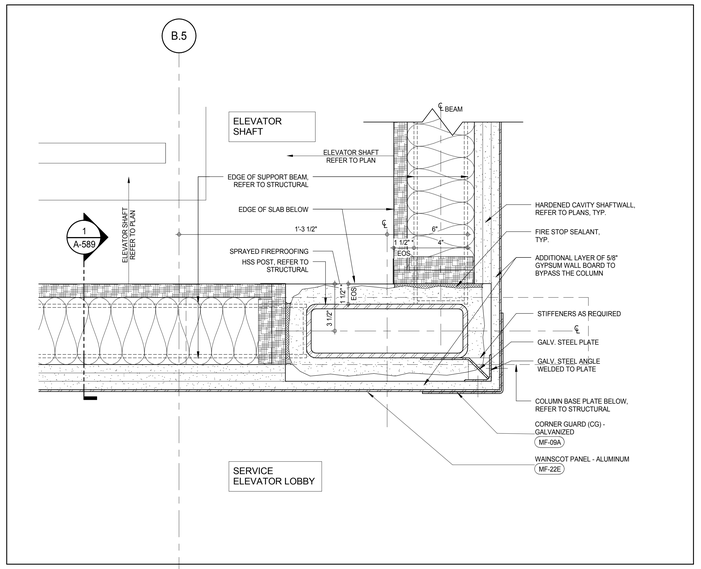

PLAN DETAIL - 7TH FLOOR ELEVATOR SHAFT CORNER (2)

A-462
3" = 1'-0"

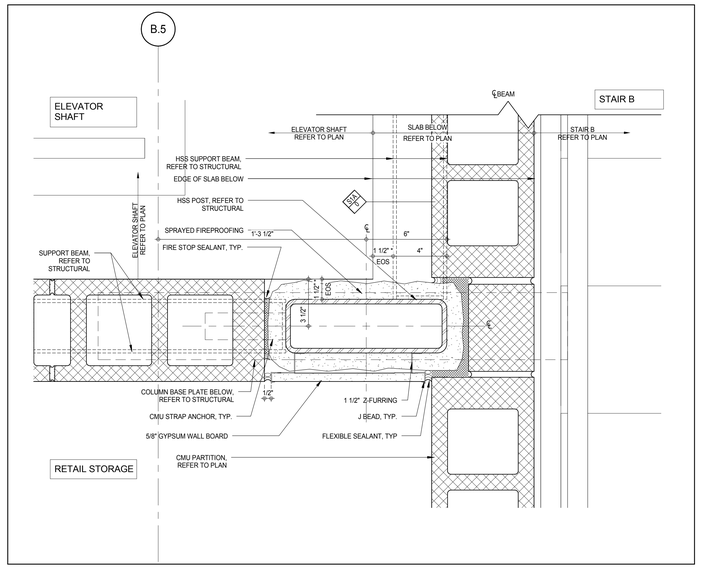

PLAN DETAIL - 5TH FLOOR CMU SHAFTWALL INTERSECTION (7)

A-450
3" = 1'-0"

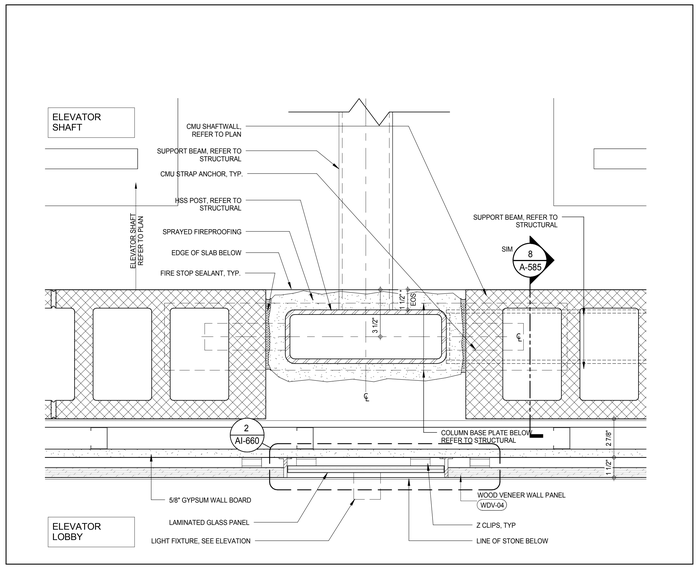

PLAN DETAIL - GROUND FLOOR CMU SHAFTWALL (4)

A-426
3" = 1'-0"

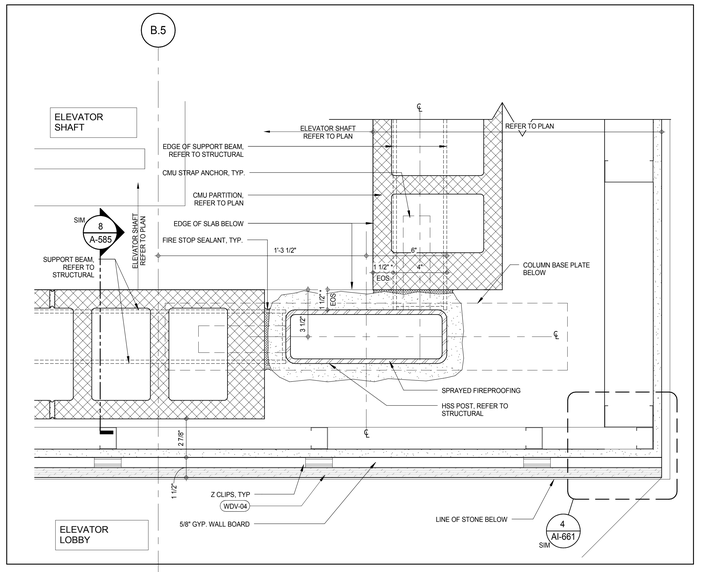

PLAN DETAIL - GROUND FLOOR CMU SHAFTWALL CORNER (1)

A-426
3" = 1'-0"

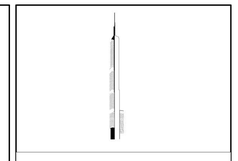

KEY PLAN:

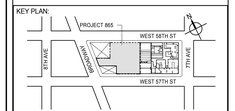

PROJECT NORTH

TRUE NORTH

DEVELOPER:
EXTELL DEVELOPMENT COMPANY
805 THIRD AVENUE, 7TH FLOOR
New York, NY 10022 USA
TEL: 212 712 6000 FAX: 212 712 6100

DESIGN ARCHITECT: Base Building Shell & Core
ADRIAN SMITH + GORDON GILL ARCHITECTURE
111 WEST MONROE STREET SUITE 2300
CHICAGO IL 60603
TEL: 312 920 1888 FAX: 312 920 1775

INTERIOR DESIGNER: Residential
Rottet Architecture and Design Studio, PLLC
298 Fifth Ave, 7th Floor
New York, NY 10001
TEL: 646 998 7000 FAX:

ARCHITECT OF RECORD: Base Building Shell, Core, & Residential
AAI ARCHITECTS, P.C.
401 Wellington St. W., 3rd Floor
Toronto, ON M5V 1E7 Canada
TEL: 416 967 1500 FAX: 416 967 7150

STRUCTURAL ENGINEERS:
WSP CANTOR SEINUK
228 EAST 45th Street
New York, NY 10017 USA
TEL: 212 687 9888 FAX: 646 487 5501

MEP ENGINEERS:
AKF GROUP
165 Broadway, 22nd Floor
New York, NY 10006 USA
TEL: 212 354 5656 FAX: 212 354 5668

GEOTECHNICAL ENGINEERS:
Langan Engineering & Environmental Services
21 Penn Plaza - 360 West 31st Street, 8th Floor
New York, NY 10001-2727
TEL: 212 479 5400 FAX: 212 479 5444

CODE CONSULTANTS:
Construction Consulting Associates
100 Church Street
New York, NY 10007
TEL: 212 385 1818 FAX: 212 385 1911

CURTAINWALL CONSULTANT:
AJLP Consulting
40 Worth Street. Suite 826
New York, NY 10013
TEL: 212 757 5659 FAX: 646 219 8508

LANDMARK/PRESERVATION CONSULTANT:
Jan Hird Pokorny Associates, Inc.
39 West 37th Street, 12A
New York, NY 10018
TEL: 212 759 6462 FAX: 212 759 6540

No.	DESCRIPTION	DATE
1	CD PROGRESS ISSUE 5	10 AUG 15
	D.O.B. AMENDMENT 2	21 SEP 15

NOT FOR BID/CONSTRUCTION

Discrepancies must be reported immediately to the Architect before proceeding. Only figured dimensions are to be used. Contractors must check all dimensions on site. This drawing is protected by copyright.

ALL DIMENSIONS ARE SHOWN IN IMPERIAL.

CONSULTANT:
AAI ARCHITECTS, P.C.

PROJECT:
217 WEST 57TH STREET
NEW YORK, NY

DRAWING TITLE:
ELEVATOR SHAFT DETAILS

SEAL & SIGNATURE:

DATE:	10 AUG 15
PROJECT No:	1216-00
DRAWN: Author	REV:
CHK: Checker	1
SCALE: 3" = 1'-0"	
DWG No:	A-588.00
DOB PAGE No:	352 of 569

DOB EMPLOYEE STAMP:

DOB B-SCAN:

36" x 48" Arch E SHEET SIZE
FILE NAME: C:\Revit Local Files\EXTELL-895-AAI-TWR-CNF_hadleim.rvt
PLOT DATE: 9/28/2015 11:27:16 AM

DEPT OF BLDGS 421263825 Job Number
E364067430 Scan Code

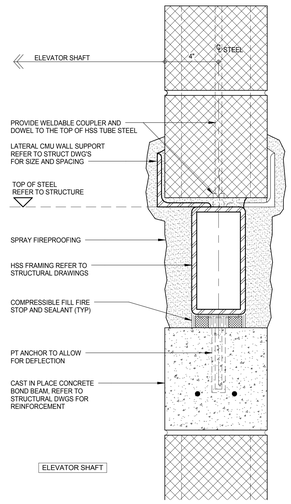

SECTION DETAIL - HSS DIVIDER BEAM AT ELEVATOR SHAFT (6)

A-589
3" = 1'-0"

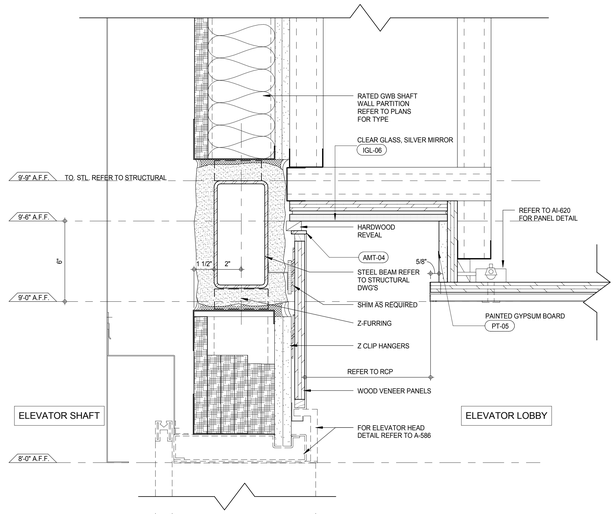

SECTION DETAIL - SHAFT WALL AT ELEVATOR SHAFT SUPPORT BEAM (3)

3" = 1'-0"

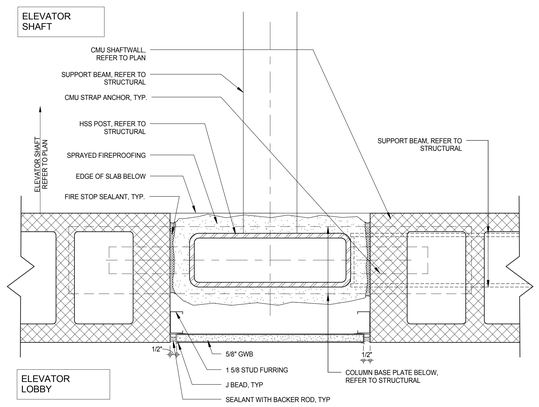

PLAN DETAIL POST AT ELEVATOR SHAFT (8)

A-414
3" = 1'-0"

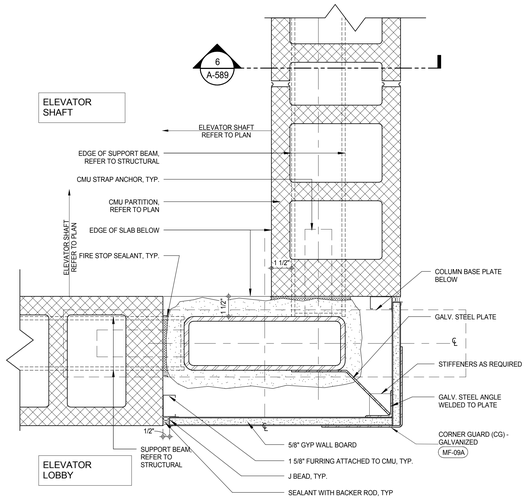

PLAN DETAIL - POST AT ELEVATOR SHAFT (5)

A-414
3" = 1'-0"

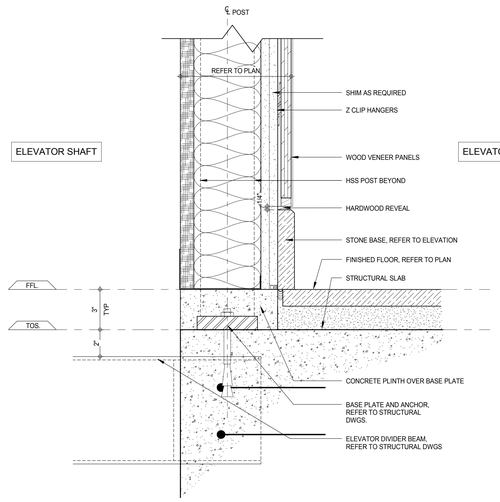

SECTION DETAIL - 8TH FLOOR SHAFTWALL BASE (2)

A-588
3" = 1'-0"

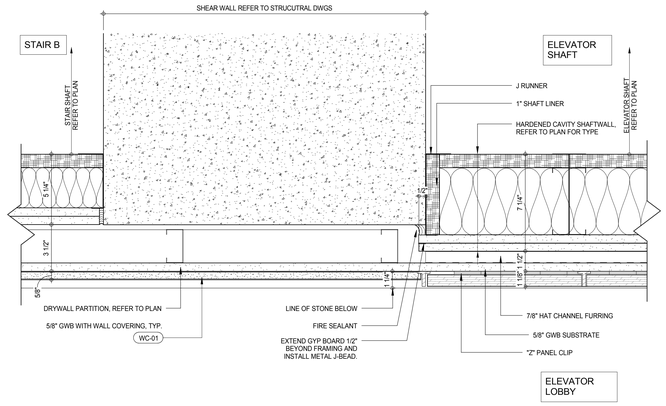

PLAN DETAIL - ELEVATOR SHAFT WALL TERMINATION (7)

A-132
3" = 1'-0"

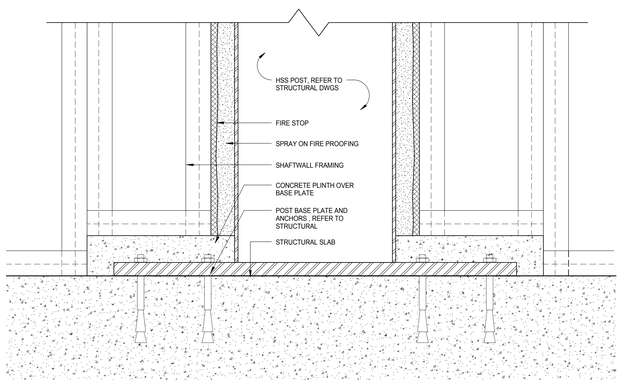

SECTION DETAIL - HSS POST BASE PLATE AT SHAFTWALL (4)

3" = 1'-0"

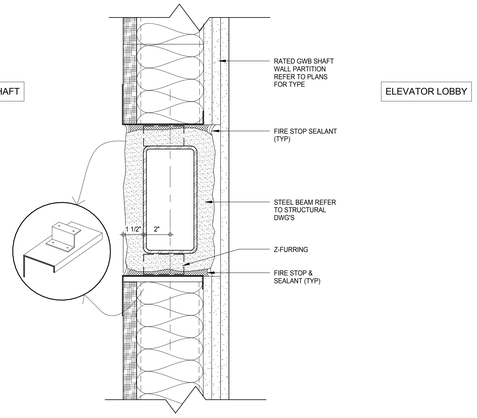

SECTION DETAIL - SHAFT WALL AT ELEVATOR SHAFT (1)

A-588
3" = 1'-0"



KEY PLAN:

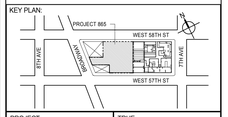

PROJECT NORTH

TRUE NORTH

DEVELOPER:
EXTELL DEVELOPMENT COMPANY
805 THIRD AVENUE, 7TH FLOOR
New York, NY 10022 USA
TEL: 212 712 6000 FAX: 212 712 6100

DESIGN ARCHITECT: Base Building Shell & Core
ADRIAN SMITH + GORDON GILL ARCHITECTURE
111 WEST MONROE STREET SUITE 2300
CHICAGO IL 60603
TEL: 312 920 1888 FAX: 312 920 1775

INTERIOR DESIGNER: Residential
Rottet Architecture and Design Studio, PLLC
298 Fifth Ave, 7th Floor
New York, NY 10001
TEL: 646 998 7000 FAX:

ARCHITECT OF RECORD: Base Building Shell, Core, & Residential
AAI ARCHITECTS, P.C.
401 Wellington St. W., 3rd Floor
Toronto, ON M5V 1E7 Canada
TEL: 416 967 1500 FAX: 416 967 7150

STRUCTURAL ENGINEERS:
WSP CANTOR SEINUK
228 EAST 45th Street
New York, NY 10017 USA
TEL: 212 687 9888 FAX: 646 487 5501

MEP ENGINEERS:
AKF GROUP
165 Broadway, 22nd Floor
New York, NY 10006 USA
TEL: 212 354 5656 FAX: 212 354 5668

GEOTECHNICAL ENGINEERS:
Langan Engineering & Environmental Services
21 Penn Plaza - 360 West 31st Street, 8th Floor
New York, NY 10001-2727
TEL: 212 479 5400 FAX: 212 479 5444

CODE CONSULTANTS:
Construction Consulting Associates
100 Church Street
New York, NY 10007
TEL: 212 385 1818 FAX: 212 385 1911

CURTAINWALL CONSULTANT:
AJLP Consulting
40 Worth Street. Suite 826
New York, NY 10013
TEL: 212 757 5659 FAX: 646 219 8508

LANDMARK/PRESERVATION CONSULTANT:
Jan Hird Pokorny Associates, Inc.
39 West 37th Street, 12A
New York, NY 10018
TEL: 212 759 6462 FAX: 212 759 6540

No.	DESCRIPTION	DATE
1	CD PROGRESS ISSUE 5	10 AUG 15
	D.O.B. AMENDMENT 2	21 SEP 15

NOT FOR BID/CONSTRUCTION

Discrepancies must be reported immediately to the Architect before proceeding. Only figured dimensions are to be used. Contractors must check all dimensions on site. This drawing is protected by copyright.

ALL DIMENSIONS ARE SHOWN IN IMPERIAL.

CONSULTANT:

AAI ARCHITECTS, P.C.

PROJECT:

217 WEST 57TH STREET
NEW YORK, NY

DRAWING TITLE:

ELEVATOR SHAFT DETAILS

SEAL & SIGNATURE:

REGISTERED ARCHITECT DAVID JANSSEN 028881 STATE OF NEW YORK

DATE:	10 AUG 15
PROJECT No:	1216-00
DRAWN: Author	REV:
CHK: Checker	1
SCALE: 3" = 1'-0"	
DWG No:	A-589.00
DOB PAGE No:	353 of 569

DOB EMPLOYEE STAMP:

DOB B-SCAN:

36" x 48" Arch E SHEET SIZE
FILE NAME: C:\Revit Local Files\EXTELL-865-AAI-TWR-CNE_hardarm.rvt
PLOT DATE: 9/22/2015 11:27:38 AM

DEPT OF BLDGS 121328205 Job Number

ES146276716 Scan Code

36" x 48" Arch E - SHEET SIZE

LEVEL	DOOR NUMBER	FIRE RATING (MIN.) (SELF CLOSING)	ACOUSTIC RATING (STC)	DOOR								FRAME			HM DOOR DUTY LEVEL	COMMENTS
				TYPE	WIDTH	HEIGHT	THICKNES S	PANEL 1	PANEL 2	MATERIAL	FINISH	TYPE	MATERIAL	FINISH		
SUB CELLAR 3	SC3-01	90		B1	3'-0"	7'-2"	1 3/4"	3'-0"		HM	PT	HM1	HM	PT	LEVEL 2	
SUB CELLAR 3	SC3-02	180		A2	6'-0"	7'-2"	1 3/4"	3'-0"	3'-0"	HM	PT	HM1	HM	PT	LEVEL 2	
SUB CELLAR 3	SC3-03	90		B3	3'-0"	7'-2"	1 3/4"	3'-0"		HM	PT	HM1	HM	PT	LEVEL 1	REFER TO MECHANICAL FOR LOUVER SIZE
SUB CELLAR 3	SC3-04	180		A2	6'-0"	7'-2"	1 3/4"	3'-0"	3'-0"	HM	PT	HM1	HM	PT	LEVEL 2	
SUB CELLAR 3	SC3-05	90		B1	3'-0"	7'-2"	1 3/4"	3'-0"		HM	PT	HM1	HM	PT	LEVEL 2	
SUB CELLAR 3	SC3-06A	90		B1	3'-0"	7'-2"	1 3/4"	3'-0"		HM	PT	HM1	HM	PT	LEVEL 1	
SUB CELLAR 3	SC3-06B	90		B1	3'-0"	7'-2"	1 3/4"	3'-0"		HM	PT	HM1	HM	PT	LEVEL 1	
SUB CELLAR 3	SC3-07	UNLABELED		D2	6'-0"	7'-2"	1 3/4"	3'-0"	3'-0"	HM	PT	HM1	HM	PT	LEVEL 2	
SUB CELLAR 3	SC3-09	90		B1	3'-0"	7'-2"	1 3/4"	3'-0"		HM	PT	HM1	HM	PT	LEVEL 1	
SUB CELLAR 3	SC3-10A	90		B1	3'-0"	7'-2"	1 3/4"	3'-0"		HM	PT	HM1	HM	PT	LEVEL 2	
SUB CELLAR 3	SC3-10B	90		B1	3'-0"	7'-2"	1 3/4"	3'-0"		HM	PT	HM1	HM	PT	LEVEL 2	
SUB CELLAR 3	SC3-11	90		B2	6'-0"	7'-2"	1 3/4"	3'-0"	3'-0"	HM	PT	HM1	HM	PT	LEVEL 2	
SUB CELLAR 3	SC3-12	90		B1	3'-0"	7'-2"	1 3/4"	3'-0"		HM	PT	HM1	HM	PT	LEVEL 2	
SUB CELLAR 3	SC3-13	180		A1	3'-0"	6'-5"	1 3/4"	3'-0"		HM	PT	HM3	HM	PT	LEVEL 2	
SUB CELLAR 3	SC3-14	180		A1	3'-0"	6'-5"	1 3/4"	3'-0"		HM	PT	HM3	HM	PT	LEVEL 2	
SUB CELLAR 3	SC3-15	90		B1	3'-0"	7'-2"	1 3/4"	3'-0"		HM	PT	HM1	HM	PT	LEVEL 2	
SUB CELLAR 3	SC3-16	180		A1	3'-0"	7'-2"	1 3/4"	3'-0"		HM	PT	HM1	HM	PT	LEVEL 2	
SUB CELLAR 3	SC3-17	180		A1	3'-0"	7'-2"	1 3/4"	3'-0"		HM	PT	HM1	HM	PT	LEVEL 2	
SUB CELLAR 3	SC3-18	UNLABELED		D2	4'-4"	7'-2"	1 3/4"	1'-2"	3'-2"	HM	PT	HM1	HM	PT	LEVEL 2	
SUB CELLAR 3	SC3-19	180		A1	3'-0"	7'-2"	1 3/4"	3'-0"		HM	PT	HM1	HM	PT	LEVEL 2	
SUB CELLAR 3	SC3-20A	45		C1	3'-0"	7'-2"	1 3/4"	3'-0"		HM	PT	HM1	HM	PT	LEVEL 2	
SUB CELLAR 3	SC3-20B	45		C1	3'-0"	7'-2"	1 3/4"	3'-0"		HM	PT	HM1	HM	PT	LEVEL 2	
SUB CELLAR 3	SC3-20C	45		C1	3'-0"	7'-2"	1 3/4"	3'-0"		HM	PT	HM1	HM	PT	LEVEL 2	
SUB CELLAR 3	SC3-20D	45		C1	3'-0"	7'-2"	1 3/4"	3'-0"		HM	PT	HM1	HM	PT	LEVEL 2	
SUB CELLAR 3	SC3-21A	UNLABELED		D2	4'-4"	7'-2"	1 3/4"	1'-2"	3'-2"	HM	PT	HM1	HM	PT	LEVEL 2	
SUB CELLAR 3	SC3-21B	180		A1	3'-0"	7'-2"	1 3/4"	3'-0"		HM	PT	HM1	HM	PT	LEVEL 2	
SUB CELLAR 3	SC3-22	45		C1	3'-0"	7'-2"	1 3/4"	3'-0"		HM	PT	HM1	HM	PT	LEVEL 2	
SUB CELLAR 3	SC3-23	UNLABELED		D1	3'-0"	7'-2"	1 3/4"	3'-0"		HM	PT	HM1	HM	PT	LEVEL 2	
SUB CELLAR 3	SC3-24A	45		C1	3'-0"	7'-2"	1 3/4"	3'-0"		HM	PT	HM1	HM	PT	LEVEL 2	
SUB CELLAR 3	SC3-24B	45		C1	3'-0"	7'-2"	1 3/4"	3'-0"		HM	PT	HM1	HM	PT	LEVEL 2	
SUB CELLAR 3	SC3-25A	UNLABELED		D2	4'-4"	7'-2"	1 3/4"	1'-2"	3'-2"	HM	PT	HM1	HM	PT	LEVEL 2	
SUB CELLAR 3	SC3-25B	180		A2	4'-4"	7'-2"	1 3/4"	1'-2"	3'-2"	HM	PT	HM1	HM	PT	LEVEL 2	
SUB CELLAR 3	SC3-26	180		A2	4'-4"	7'-2"	1 3/4"	1'-2"	3'-2"	HM	PT	HM1	HM	PT	LEVEL 2	
SUB CELLAR 3	SC3-28	45		C1	3'-0"	7'-2"	1 3/4"	3'-0"		HM	PT	HM1	HM	PT	LEVEL 2	
SUB CELLAR 3	SC3-29A	90		B1	3'-0"	7'-2"	1 3/4"	3'-0"		HM	PT	HM1	HM	PT	LEVEL 1	
SUB CELLAR 3	SC3-29B	90		B1	3'-0"	7'-2"	1 3/4"	3'-0"		HM	PT	HM1	HM	PT	LEVEL 1	
SUB CELLAR 3	SC3-29C	90		B1	3'-0"	7'-2"	1 3/4"	3'-0"		HM	PT	HM1	HM	PT	LEVEL 1	
SUB CELLAR 3	SC3-29D/FS-01	90		B4	5'-0"	4'-2"	3/4"			HM	PT	HM	HM	PT		FIRE SHUTTER
SUB CELLAR 3	SC3-32	90		B1	3'-0"	7'-2"	1 3/4"	3'-0"		HM	PT	HM1	HM	PT	LEVEL 2	
SUB CELLAR 3	SC3-33	UNLABELED		D1	3'-0"	7'-2"	1 3/4"	3'-0"		HM	PT	HM1	HM	PT	LEVEL 2	
SUB CELLAR 3	SC3-72	UNLABELED		D1	3'-0"	7'-2"	1 3/4"	3'-0"		HM	PT	HM1	HM	PT	LEVEL 2	
SUB CELLAR 3	SC3-73A	UNLABELED		D2	6'-0"	7'-2"	1 3/4"	3'-0"	3'-0"	HM	PT	HM1	HM	PT	LEVEL 2	
SUB CELLAR 3	SC3-91A	90		B1	3'-0 1/2"	7'-2"	1 3/4"	3'-0 1/2"		HM	PT	HM1	HM	PT	LEVEL 2	DOOR TO AN EXIT STAIR
SUB CELLAR 3	SC3-91B	90		B1	3'-0 1/2"	7'-2"	1 3/4"	3'-0 1/2"		HM	PT	HM1	HM	PT	LEVEL 2	DOOR TO AN EXIT STAIR
SUB CELLAR 3	SC3-92	90		B1	3'-0 1/2"	7'-2"	1 3/4"	3'-0 1/2"		HM	PT	HM1	HM	PT	LEVEL 2	DOOR TO AN EXIT STAIR
SUB CELLAR 2 (LOWER)	SC2-14A	180		A1	3'-6"	7'-2"	1 3/4"	3'-6"		HM	PT	HM1	HM	PT	LEVEL 1	
SUB CELLAR 2 (LOWER)	SC2-14B	UNLABELED		D1	3'-0"	7'-2"	1 3/4"	3'-0"		HM	PT	HM4	HM	PT	LEVEL 2	
SUB CELLAR 2 (LOWER)	SC2-88A	180		A1	3'-6 1/2"	7'-2"	1 3/4"	3'-6"		HM	PT	HM7	HM	PT	LEVEL 2	DOOR TO AN EXIT STAIR
SUB CELLAR 2 (LOWER)	SC2-88B	180		A1	3'-6 1/2"	7'-2"	1 3/4"	3'-6"		HM	PT	HM7	HM	PT	LEVEL 2	DOOR TO AN EXIT STAIR
SUB CELLAR 2	SC2-01A	180		A2	6'-0"	7'-2"	1 3/4"	3'-0"	3'-0"	HM	PT	HM1	HM	PT	LEVEL 2	
SUB CELLAR 2	SC2-01B	180		A1	3'-0"	7'-2"	1 3/4"	3'-0"		HM	PT	HM1	HM	PT	LEVEL 2	
SUB CELLAR 2	SC2-02	180		A1	3'-0"	7'-2"	1 3/4"	3'-0"		HM	PT	HM1	HM	PT	LEVEL 2	
SUB CELLAR 2	SC2-03	180		A2	6'-0"	7'-2"	1 3/4"	3'-0"	3'-0"	HM	PT	HM1	HM	PT	LEVEL 2	
SUB CELLAR 2	SC2-04	180		A2	6'-0"	7'-2"	1 3/4"	3'-0"	3'-0"	HM	PT	HM1	HM	PT	LEVEL 2	
SUB CELLAR 2	SC2-05	90		B1	3'-0"	7'-2"	1 3/4"	3'-0"		HM	PT	HM1	HM	PT	LEVEL 2	
SUB CELLAR 2	SC2-06A	UNLABELED		D1	3'-0"	7'-2"	1 3/4"	3'-0"		HM	PT	HM4	HM	PT	LEVEL 1	
SUB CELLAR 2	SC2-06B	UNLABELED		D1	3'-0"	7'-2"	1 3/4"	3'-0"		HM	PT	HM4	HM	PT	LEVEL 1	
SUB CELLAR 2	SC2-07	90		B1	3'-0"	7'-2"	1 3/4"	3'-0"		HM	PT	HM1	HM	PT	LEVEL 1	
SUB CELLAR 2	SC2-08A	UNLABELED		D1	3'-0"	7'-2"	1 3/4"	3'-0"		HM	PT	HM4	HM	PT	LEVEL 1	
SUB CELLAR 2	SC2-08B	UNLABELED		D1	3'-0"	7'-2"	1 3/4"	3'-0"		HM	PT	HM4	HM	PT	LEVEL 1	
SUB CELLAR 2	SC2-08C	UNLABELED		D1	3'-0"	7'-2"	1 3/4"	3'-0"		HM	PT	HM4	HM	PT	LEVEL 1	
SUB CELLAR 2	SC2-08D	UNLABELED		D1	3'-0"	7'-2"	1 3/4"	3'-0"		HM	PT	HM4	HM	PT	LEVEL 1	
SUB CELLAR 2	SC2-09	180		A1	3'-0"	7'-2"	1 3/4"	3'-0"		HM	PT	HM1	HM	PT	LEVEL 2	
SUB CELLAR 2	SC2-10	90		B2	6'-0"	7'-2"	1 3/4"	3'-0"	3'-0"	HM	PT	HM1	HM	PT	LEVEL 2	
SUB CELLAR 2	SC2-11	180		A2	6'-0"	7'-2"	1 3/4"	3'-0"	3'-0"	HM	PT	HM1	HM	PT	LEVEL 2	
SUB CELLAR 2	SC2-12	180		A2	6'-0"	7'-2"	1 3/4"	3'-0"	3'-0"	HM	PT	HM1	HM	PT	LEVEL 2	
SUB CELLAR 2	SC2-13	90		B2	6'-0"	7'-2"	1 3/4"	3'-0"	3'-0"	HM	PT	HM1	HM	PT	LEVEL 2	
SUB CELLAR 2	SC2-15A	UNLABELED		D6	3'-0"	7'-2"	1 3/4"	3'-0"		HM	PT	HM4	HM	PT	LEVEL 1	REFER TO MECHANICAL FOR LOUVER SIZE
SUB CELLAR 2	SC2-15B	UNLABELED		D6	3'-0"	7'-2"	1 3/4"	3'-0"		HM	PT	HM4	HM	PT	LEVEL 1	REFER TO MECHANICAL FOR LOUVER SIZE
SUB CELLAR 2	SC2-16	UNLABELED		D2	4'-4"	7'-2"	1 3/4"	1'-2"	3'-2"	HM	PT	HM1	HM	PT	LEVEL 2	
SUB CELLAR 2	SC2-17	90		B1	3'-0"	7'-2"	1 3/4"	3'-0"		HM	PT	HM1	HM	PT	LEVEL 1	
SUB CELLAR 2	SC2-18	90		B1	3'-0"	7'-2"	1 3/4"	3'-0"		HM	PT	HM1	HM	PT	LEVEL 1	
SUB CELLAR 2	SC2-19	90		B1	3'-0"	7'-2"	1 3/4"	3'-0"		HM	PT	HM1	HM	PT	LEVEL 2	
SUB CELLAR 2	SC2-20	180		A1	3'-0"	7'-2"	1 3/4"	3'-0"		HM	PT	HM1	HM	PT	LEVEL 2	
SUB CELLAR 2	SC2-21	90		B2	4'-4"	7'-2"	1 3/4"	1'-2"	3'-2"	HM	PT	HM1	HM	PT	LEVEL 2	
SUB CELLAR 2	SC2-22A	UNLABELED		D1	3'-0"	7'-2"	1 3/4"	3'-0"		HM	PT	HM1	HM	PT	LEVEL 2	
SUB CELLAR 2	SC2-22B	180		A1	3'-0"	7'-2"	1 3/4"	3'-0"		HM	PT	HM1	HM	PT	LEVEL 1	
SUB CELLAR 2	SC2-23	90		B1	3'-0"	7'-2"	1 3/4"	3'-0"		HM	PT	HM1	HM	PT	LEVEL 2	
SUB CELLAR 2	SC2-72	90		B1	3'-0"	7'-2"	1 3/4"	3'-0"		HM	PT	HM1	HM	PT	LEVEL 2	
SUB CELLAR 2	SC2-73	90		B2	4'-4"	7'-2"	1 3/4"	1'-2"	3'-2"	HM	PT	HM1	HM	PT	LEVEL 2	
SUB CELLAR 2	SC2-87A	90		B1	3'-6 1/2"	7'-2"	1 3/4"	3'-6 1/2"		HM	PT	HM1	HM	PT	LEVEL 2	DOOR TO AN EXIT STAIR
SUB CELLAR 2	SC2-87B	90		B1	3'-6 1/2"	7'-2"	1 3/4"	3'-6 1/2"		HM	PT	HM1	HM	PT	LEVEL 2	DOOR TO AN EXIT STAIR
SUB CELLAR 2	SC2-90	90		B1	3'-0 1/2"	7'-2"	1 3/4"	3'-0 1/2"		HM	PT	HM1	HM	PT	LEVEL 2	DOOR TO AN EXIT STAIR
SUB CELLAR 2	SC2-91	90		B1	3'-0 1/2"	7'-2"	1 3/4"	3'-0 1/2"		HM	PT	HM1	HM	PT	LEVEL 2	DOOR TO AN EXIT STAIR
SUB CELLAR 1 (LOWER)	SC1-88A	90		B1	3'-6 1/2"	7'-0"	1 3/4"	3'-6"		HM	PT	HM7	HM	PT	LEVEL 2	DOOR TO AN EXIT STAIR
SUB CELLAR 1 (LOWER)	SC1-88B	90		B1	3'-6 1/2"	7'-0"	1 3/4"	3'-6"		HM	PT	HM7	HM	PT	LEVEL 2	DOOR TO AN EXIT STAIR
SUB CELLAR 1	SC1-02	UNLABELED		D6	3'-0"	7'-0"	1 3/4"	3'-0"		HM	PT	HM4	HM	PT	LEVEL 1	REFER TO MECHANICAL FOR LOUVER SIZE
SUB CELLAR 1	SC1-03	UNLABELED		D6	3'-0"	7'-0"	1 3/4"	3'-0"		HM	PT	HM4	HM	PT	LEVEL 1	REFER TO MECHANICAL FOR LOUVER SIZE
SUB CELLAR 1	SC1-04	UNLABELED		D6	3'-0"	7'-0"	1 3/4"	3'-0"		HM	PT	HM4	HM	PT	LEVEL 1	REFER TO MECHANICAL FOR LOUVER SIZE
SUB CELLAR 1	SC1-05	UNLABELED		D6	3'-0"	7'-0"	1 3/4"	3'-0"		HM	PT	HM4	HM	PT	LEVEL 1	REFER TO MECHANICAL FOR LOUVER SIZE
SUB CELLAR 1	SC1-06	UNLABELED		D1	3'-6"	7'-0"	1 3/4"	3'-6"		HM	PT	HM7	HM	PT	LEVEL 1	AKF TO CONFIRM IF DOORS BY CON ED
SUB CELLAR 1	SC1-07	UNLABELED		D1	3'-6"	7'-0"	1 3/4"	3'-6"		HM	PT	HM7	HM	PT	LEVEL 1	AKF TO CONFIRM IF DOORS BY CON ED
SUB CELLAR 1	SC1-87	90		B1	3'-6 1/2"	7'-0"	1 3/4"	3'-6 1/2"		HM	PT	HM1	HM	PT	LEVEL 2	DOOR TO AN EXIT STAIR
SUB CELLAR 1	SC1-90	90		B1	3'-0 1/2"	7'-0"	1 3/4"	3'-0 1/2"		HM	PT	HM1	HM	PT	LEVEL 2	DOOR TO AN EXIT STAIR
CELLAR	C-01A	90		B2	6'-0"	8'-0"	1 3/4"	3'-0"	3'-0"	HM	PT	HM1	HM	PT	LEVEL 2	
CELLAR	C-02	45		C1	3'-0"	8'-0"	1 3/4"	3'-0"		HM	PT	HM1	HM	PT	LEVEL 2	
CELLAR	C-03A	45		C1	3'-0"	8'-0"	1 3/4"	3'-0"		HM	PT	HM1	HM	PT	LEVEL 2	
CELLAR	C-03B	45		C2	6'-0"	8'-0"	1 3/4"	3'-0"	3'-0"	HM	PT	HM1	HM	PT	LEVEL 2	
CELLAR	C-04	45		C2	4'-4"	8'-0"	1 3/4"	1'-2"	3'-2"	HM	PT	HM1	HM	PT	LEVEL 2	
CELLAR	C-05	90		B1	3'-6 1/2"	7'-0"	1 3/4"	3'-6 1/2"		HM	PT	HM1	HM	PT	LEVEL 2	
CELLAR	C-06	45		C1	3'-0"	8'-0"	1 3/4"	3'-0"		HM	PT	HM1	HM	PT	LEVEL 2	
CELLAR	C-07	180		C1	3'-0"	8'-0"	1 3/4"	3'-0"		HM	PT	HM1	HM	PT	LEVEL 2	
CELLAR	C-08	45		C1	3'-0"	8'-0"	1 3/4"	3'-0"		HM	PT	HM1	HM	PT	LEVEL 2	
CELLAR	C-09	90		B1	3'-6 1/2"	7'-0"	1 3/4"	3'-6 1/2"		HM	PT	HM1	HM	PT	LEVEL 2	
CELLAR	C-10	UNLABELED		D6	3'-0"	7'-0"	1 3/4"	3'-0"		HM	PT	HM4	HM	PT	LEVEL 1	REFER TO MECHANICAL FOR LOUVER SIZE
CELLAR	C-11	UNLABELED		D6	3'-0"	7'-0"	1 3/4"	3'-0"		HM	PT	HM4	HM	PT	LEVEL 1	REFER TO MECHANICAL FOR LOUVER SIZE
CELLAR	C-12	UNLABELED		D6	3'-0"	7'-0"	1 3/4"	3'-0"		HM	PT	HM4	HM	PT	LEVEL 1	REFER TO MECHANICAL FOR LOUVER SIZE
CELLAR	C-13	UNLABELED		D6	3'-0"	7'-0"	1 3/4"	3'-0"		HM	PT	HM4	HM	PT	LEVEL 1	REFER TO MECHANICAL FOR LOUVER SIZE
CELLAR	C-14	180		A1	3'-0"	8'-0"	1 3/4"	3'-0"		HM	PT	HM4	HM	PT	LEVEL 1	
CELLAR	C-71	UNLABELED		D2	4'-4"	7'-6"	1 3/4"	1'-2"	3'-2"	HM	PT	HM1	HM	PT	LEVEL 2	
CELLAR	C-87	90		B1	3'-6 1/2"	7'-0"	1 3/4"	3'-6 1/2"		HM	PT	HM1	HM	PT	LEVEL 2	DOOR TO AN EXIT STAIR
CELLAR	C-88A	90		B1	3'-6 1/2"	7'-0"	1 3/4"	3'-6"		HM	PT	HM7	HM	PT	LEVEL 2	DOOR TO AN EXIT STAIR
CELLAR	C-88B	90		B1	3'-6 1/2"	7'-0"	1 3/4"	3'-6"		HM	PT	HM7	HM	PT	LEVEL 2	DOOR TO AN EXIT STAIR
CELLAR	C-90	90		B1	3'-0 1/2"	7'-0"	1 3/4"	3'-0 1/2"		HM	PT	HM1	HM	PT	LEVEL 2	DOOR TO AN EXIT STAIR
CELLAR	C-91	90		B1	3'-0 1/2"	7'-0"	1 3/4"	3'-0 1/2"		HM	PT	HM1	HM	PT	LEVEL 2	DOOR TO AN EXIT STAIR
GROUND FLOOR	01-03	90		B1	3'-0"	7'-0"	1 3/4"	3'-0"		HM	PT	HM4	HM	PT	LEVEL 1	
GROUND FLOOR	01-04	UNLABELED		D2	5'-0"	8'-0"	1 3/4"	2'-6"	2'-6"	WD	WDV-04	WD6	WD	WDV-04		
GROUND FLOOR	01-09A	45		C1	3'-0"	8'-0"	1 3/4"	3'-0"		HM	PT	HM4	HM	PT	LEVEL 1	
GROUND FLOOR	01-09B	45		D2	6'-0"	7'-0"	1 3/4"	3'-0"	3'-0"	HM	PT	HM4	HM	PT	LEVEL 1	
GROUND FLOOR	01-10	90		B1	3'-0"	7'-0"	1 3/4"	3'-0"		HM	PT	HM4	HM	PT	LEVEL 1	
GROUND FLOOR	01-17	UNLABELED		D1	3'-0"	8'-0"	1 3/4"	3'-0"		WD	WDV-03	WD5	WD	WDV-03		
GROUND FLOOR	01-20	UNLABELED		D1	3'-0"	8'-0"	1 3/4"	3'-0"		WD	WDV-03	WD5	WD	WDV-03		
GROUND FLOOR	01-71	UNLABELED		D2	6'-0 9/16"	8'-8 1/4"	1/2"	3'-0 1/4"	3'-0 1/4"	GL	GL		-	-		
GROUND FLOOR	01-72	UNLABELED		D8	7'-8"	11'-6"	1/2"	2'-4 5/8"	2'-4 5/8"	3'-10" GL	GL	-				GLASS POCKET DOORS
GROUND FLOOR	01-74	UNLABELED		D2	5'-9 1/2"	8'-10 3/4"	1/2"	2'-10 3/4"	2'-10 3/4"	GL	GL		-	-		
GROUND FLOOR	01-81	90		B1	3'-0 1/2"	7'-0"	1 3/4"	3'-0 1/2"		HM	PT	HM3	HM	PT	LEVEL 2	DOOR TO AN EXIT STAIR
GROUND FLOOR	01-82	90		B1	3'-0 1/2"	7'-0"	1 3/4"	3'-0"		HM	PT	HM3	HM	PT	LEVEL 2	DOOR TO AN EXIT STAIR
GROUND FLOOR	01-83	90		B1	3'-6 1/2"	7'-0"	1 3/4"	3'-6"		HM	PT	HM3	HM	PT	LEVEL 2	DOOR TO AN EXIT STAIR
GROUND FLOOR	01-84	90		B1	3'-6 1/2"	7'-0"	1 3/4"	3'-6"		HM	PT	HM3	HM	PT	LEVEL 2	DOOR TO AN EXIT STAIR
GROUND FLOOR	01-85	90		B1	3'-6 1/2"	7'-0"	1 3/4"	3'-6 1/2"		HM	PT	HM1	HM	PT	LEVEL 2	DOOR TO AN EXIT STAIR
GROUND FLOOR	01-87	90		B1	3'-6 1/2"	7'-0"	1 3/4"	3'-6"		HM	PT	HM3	HM	PT	LEVEL 2	DOOR TO AN EXIT STAIR
GROUND FLOOR	01-88	90		B1	3'-6 1/2"	7'-0"	1 3/4"	3'-6 1/2"		HM	PT	HM1	HM	PT	LEVEL 2	DOOR TO AN EXIT STAIR
GROUND FLOOR	01-90	90		B1	3'-6 1/2"	7'-0"	1 3/4"	3'-6"		HM	PT	HM3	HM	PT	LEVEL 2	DOOR TO AN EXIT STAIR
GROUND FLOOR	01-91	90		B1	3'-0 1/2"	7'-0"	1 3/4"	3'-0 1/2"		HM	PT	HM3	HM	PT	LEVEL 2	DOOR TO AN EXIT STAIR
GROUND FLOOR	01-92	90		B1	3'-0"	7'-0"	1 3/4"	3'-0"		HM	PT	HM1	HM	PT	LEVEL 1	
GROUND FLOOR INTER	01A-01	90		B1	3'-0"	7'-0"	1 3/4"	3'-0"		HM	PT	HM4	HM	PT	LEVEL 2	
GROUND FLOOR INTER	01A-02	UNLABELED		D1	3'-0"	7'-0"	1 3/4"	3'-0"		HM	PT	HM4	HM	PT	LEVEL 2	
2ND FLOOR	02-02	UNLABELED		D1	3'-0"	7'-0"	1 3/4"	3'-0"		HM	PT	HM4	HM	PT	LEVEL 2	
2ND FLOOR	02-10	90		B1	3'-0"	7'-0"	1 3/4"	3'-0"		HM	PT	HM1	HM	PT	LEVEL 1	EMERGENCY DOOR (BLIND HOISTWAY) ASME A17.1 2.11.1.2
2ND FLOOR	02-83	90		B1	3'-6 1/2"	7'-0"	1 3/4"	3'-6 1/2"		HM	PT	HM1	HM	PT	LEVEL 2	DOOR TO AN EXIT STAIR
2ND FLOOR	02-84	90		B1	3'-6 1/2"	7'-0"	1 3/4"	3'-6 1/2"		HM	PT	HM1	HM	PT	LEVEL 2	DOOR TO AN EXIT STAIR
2ND FLOOR	02-85	90		B1	3'-6 1/2"	7'-0"	1 3/4"	3'-6"		HM	PT	HM7	HM	PT	LEVEL 2	DOOR TO AN EXIT STAIR
2ND FLOOR	02-86	90		B1	3'-0 1/2"	7'-0"	1 3/4"	3'-0 1/2"		HM	PT	HM4	HM	PT	LEVEL 2	DOOR TO AN EXIT STAIR
3RD FLOOR	03-02	UNLABELED		D1	3'-0"	7'-0"	1 3/4"	3'-0"		HM	PT	HM4	HM	PT	LEVEL 2	
3RD FLOOR	03-03	UNLABELED		D6	3'-0"	7'-0"	1 3/4"	3'-0"		HM	PT	HM4	HM	PT	LEVEL 1	REFER TO MECHANICAL FOR LOUVER SIZE
3RD FLOOR	03-04	UNLABELED		D6	3'-0"	7'-0"	1 3/4"	3'-0"		HM	PT	HM4	HM	PT	LEVEL 1	REFER TO MECHANICAL FOR LOUVER SIZE
3RD FLOOR	03-05	UNLABELED		D6	3'-0"	7'-0"	1 3/4"	3'-0"		HM	PT	HM4	HM	PT	LEVEL 1	REFER TO MECHANICAL FOR LOUVER SIZE
3RD FLOOR	03-06	UNLABELED		D6	3'-0"	7'-0"	1 3/4"	3'-0"		HM	PT	HM4	HM	PT	LEVEL 1	REFER TO MECHANICAL FOR LOUVER SIZE
3RD FLOOR	03-07	90		B1	3'-0"	7'-0"	1 3/4"	3'-0"		HM	PT	HM1	HM	PT	LEVEL 1	EMERGENCY DOOR (BLIND HOISTWAY) ASME A17.1 2.11.1.2
3RD FLOOR	03-83	90		B1	3'-6 1/2"	7'-0"	1 3/4"	3'-6 1/2"		HM	PT	HM1	HM	PT	LEVEL 2	DOOR TO AN EXIT STAIR
3RD FLOOR	03-84	90		B1	3'-6 1/2"	7'-0"	1 3/4"	3'-6 1/2"		HM	PT	HM1	HM	PT	LEVEL 2	DOOR TO AN EXIT STAIR
3RD FLOOR	03-85	90		B1	3'-6 1/2"	7'-0"	1 3/4"	3'-6"		HM	PT	HM7	HM	PT	LEVEL 2	DOOR TO AN EXIT STAIR
3RD FLOOR	03-86	90		B1	3'-0 1/2"	7'-0"	1 3/4"	3'-0 1/2"		HM	PT	HM4	HM	PT	LEVEL 2	DOOR TO AN EXIT STAIR
4TH FLOOR	04-10	90		B1	3'-0"	7'-0"	1 3/4"	3'-0"		HM	PT	HM1	HM	PT	LEVEL 1	EMERGENCY DOOR (BLIND HOISTWAY) ASME A17.1 2.11.1.2
4TH FLOOR	04-81	90		B1	3'-0 1/2"	7'-0"	1 3/4"	3'-0 1/2"		HM	PT	HM1	HM	PT	LEVEL 2	DOOR TO AN EXIT STAIR
4TH FLOOR	04-82	90		B1	3'-0 1/2"	7'-0"	1 3/4"	3'-0 1/2"		HM	PT	HM1	HM	PT	LEVEL 2	DOOR TO AN EXIT STAIR
4TH FLOOR	04-83	90		B1	3'-6 1/2"	7'-0"	1 3/4"	3'-6 1/2"		HM	PT	HM1	HM	PT	LEVEL 2	DOOR TO AN EXIT STAIR
4TH FLOOR	04-84	90		B1	3'-6 1/2"	7'-0"	1 3/4"	3'-6 1/2"		HM	PT	HM1	HM	PT	LEVEL 2	DOOR TO AN EXIT STAIR
4TH FLOOR	04-85A	90		B1	3'-6 1/2"	7'-0"	1 3/4"	3'-6 1/2"		HM	PT	HM1	HM	PT	LEVEL 2	DOOR TO AN EXIT STAIR
4TH FLOOR	04-85B	90		B1	3'-6 1/2"	7'-0"	1 3/4"	3'-6 1/2"		HM	PT	HM1	HM	PT	LEVEL 2	DOOR TO AN EXIT STAIR
4TH FLOOR	04-86	90		B1	3'-0 1/2"	7'-0"	1 3/4"	3'-0 1/2"		HM	PT	HM4	HM	PT	LEVEL 2	DOOR TO AN EXIT STAIR
5TH FLOOR	05-02	UNLABELED		D1	3'-0"	7'-0"	1 3/4"	3'-0"		HM	PT	HM4	HM	PT	LEVEL 2	
5TH FLOOR	05-03	UNLABELED		D6	3'-0"	7'-0"	1 3/4"	3'-0"		HM	PT	HM4	HM	PT	LEVEL 1	REFER TO MECHANICAL FOR LOUVER SIZE
5TH FLOOR	05-04	UNLABELED		D6	3'-0"	7'-0"	1 3/4"	3'-0"		HM	PT	HM4	HM	PT	LEVEL 1	REFER TO MECHANICAL FOR LOUVER SIZE
5TH FLOOR	05-05	UNLABELED		D6	3'-0"	8'-0"	1 3/4"	3'-0"		HM	PT	HM4	HM	PT	LEVEL 1	REFER TO MECHANICAL FOR LOUVER SIZE
5TH FLOOR	05-06	UNLABELED		D6	3'-0"	8'-0"	1 3/4"	3'-0"		HM	PT	HM4	HM	PT	LEVEL 1	REFER TO MECHANICAL FOR LOUVER SIZE
5TH FLOOR	05-07	UNLABELED		D2	4'-4"	8'-0"	1 3/4"	1'-2"	3'-2"	HM	PT	HM1	HM	PT	LEVEL 2	
5TH FLOOR	05-83	90		B1	3'-6 1/2"	7'-0"	1 3/4"	3'-6 1/2"		HM	PT	HM1	HM	PT	LEVEL 2	DOOR TO AN EXIT STAIR
5TH FLOOR	05-84	90		B1	3'-6 1/2"	7'-0"	1 3/4"	3'-6 1/2"		HM	PT	HM1	HM	PT	LEVEL 2	DOOR TO AN EXIT STAIR
5TH FLOOR	05-85	90		B1	3'-6 1/2"	7'-0"	1 3/4"	3'-6 1/2"		HM	PT	HM1	HM	PT	LEVEL 2	DOOR TO AN EXIT STAIR
5TH FLOOR	05-86	90		B1	3'-0 1/2"	7'-0"	1 3/4"	3'-0 1/2"		HM	PT	HM4	HM	PT	LEVEL 2	DOOR TO AN EXIT STAIR
6TH FLOOR MEP	06-01	90		B1	3'-0"	8'-0"	1 3/4"	3'-0"		HM	PT	HM4	HM	PT	LEVEL 2	
6TH FLOOR MEP	06-02	90		B1	3'-6 1/2"	7'-0"	1 3/4"	3'-6 1/2"		HM	PT	HM4	HM	PT	LEVEL 2	
6TH FLOOR MEP	06-03	90		B2	4'-4"	8'-0"	1 3/4"	1'-2"	3'-2"	HM	PT	HM4	HM	PT	LEVEL 2	
6TH FLOOR MEP	06-04A	90		B2	4'-4"	8'-0"	1 3/4"	1'-2"	3'-2"	HM	PT	HM4	HM	PT	LEVEL 2	
6TH FLOOR MEP	06-04B	90		B2	5'-0"	7'-0"	1 3/4"	2'-6"	2'-6"	HM	PT	HM4	HM	PT	LEVEL 2	
6TH FLOOR MEP	06-05	45		C2	6'-0"	8'-0"	1 3/4"	3'-0"	3'-0"	HM	PT	HM4	HM	PT	LEVEL 2	
6TH FLOOR MEP	06-06	45		C2	6'-0"	8'-0"	1 3/4"	3'-0"	3'-0"	HM	PT	HM4	HM	PT	LEVEL 2	
6TH FLOOR MEP	06-07	45		C2	6'-0"	8'-0"	1 3/4"	3'-0"	3'-0"	HM	PT	HM4	HM	PT	LEVEL 2	
6TH FLOOR MEP	06-10	UNLABELED		D2	4'-4"	8'-0"	1 3/4"	1'-2"	3'-2"	HM	PT	HM4	HM	PT	LEVEL 2	
6TH FLOOR MEP	06-11A	45		C2	6'-0"	8'-0"	1 3/4"	3'-0"	3'-0"	HM	PT	HM4	HM	PT	LEVEL 2	
6TH FLOOR MEP	06-11B	45		C2	6'-0"	8'-0"	1 3/4"	3'-0"	3'-0"	HM	PT	HM4	HM	PT	LEVEL 2	
6TH FLOOR MEP	06-12	45		C2	6'-0"	8'-0"	1 3/4"	3'-0"	3'-0"	HM	PT	HM4	HM	PT	LEVEL 2	
6TH FLOOR MEP	06-13	UNLABELED		D2	4'-4"	8'-0"	1 3/4"	1'-2"	3'-2"	HM	PT	HM4	HM	PT	LEVEL 2	
6TH FLOOR MEP	06-14	45		C1	3'-6"	7'-0"	1 3/4"	3'-6"		HM	PT	HM1	HM	PT	LEVEL 2	

LEVEL	DOOR NUMBER	FIRE RATING (MIN.) (SELF CLOSING)	ACOUSTIC RATING (STC)	DOOR								FRAME			HM DOOR DUTY LEVEL	COMMENTS
				TYPE	WIDTH	HEIGHT	THICKNES S	PANEL 1	PANEL 2	MATERIAL	FINISH	TYPE	MATERIAL	FINISH		
6TH FLOOR MEP	06-15	UNLABELED		D2	4'-4"	8'-0"	1 3/4"	1'-2"	3'-2"	HM	PT	HM1	HM	PT	LEVEL 2	
6TH FLOOR MEP	06-16	UNLABELED		D2	4'-4"	8'-0"	1 3/4"	1'-2"	3'-2"	HM	PT	HM4	HM	PT	LEVEL 2	
6TH FLOOR MEP	06-17	45		C1	3'-0"	7'-0"	1 3/4"	3'-0"		HM	PT	HM1	HM	PT	LEVEL 2	
6TH FLOOR MEP	06-18	45		C1	3'-6"	7'-0"	1 3/4"	3'-6"		HM	PT	HM1	HM	PT	LEVEL 2	
6TH FLOOR MEP	06-19	45		C1	3'-0"	8'-0"	1 3/4"	3'-0"		HM	PT	HM4	HM	PT	LEVEL 2	
6TH FLOOR MEP	06-20	90		B1	3'-0"	7'-0"	1 3/4"	3'-0"		HM	PT	HM1	HM	PT	LEVEL 1	
6TH FLOOR MEP	06-21	45		C2	6'-0"	8'-0"	1 3/4"	3'-0"	3'-0"	HM	PT	HM4	HM	PT	LEVEL 2	
6TH FLOOR MEP	06-22A	45		C2	4'-4"	8'-0"	1 3/4"	1'-2"	3'-2"	HM	PT	HM1	HM	PT	LEVEL 2	
6TH FLOOR MEP	06-22B	UNLABELED		D2	6'-0"	7'-0"	1 3/4"	3'-0"	3'-0"	HM	PT	HM4	HM	PT	LEVEL 2	
6TH FLOOR MEP	06-23A	45		C2	6'-0"	8'-0"	1 3/4"	3'-0"	3'-0"	HM	PT	HM4	HM	PT	LEVEL 2	
6TH FLOOR MEP	06-23B	45		C2	6'-0"	8'-0"	1 3/4"	3'-0"	3'-0"	HM	PT	HM4	HM	PT	LEVEL 2	
6TH FLOOR MEP	06-24	90		B2	4'-4"	8'-0"	1 3/4"	1'-2"	3'-2"	HM	PT	HM4	HM	PT	LEVEL 2	
6TH FLOOR MEP	06-25B	UNLABELED		D2	5'-0"	8'-0"	1 3/4"	2'-6"	2'-6"	HM	PT	HM4	HM	PT	LEVEL 2	
6TH FLOOR MEP	06-26	90		B1	3'-0"	7'-0"	1 3/4"	3'-0"		HM	PT	HM4	HM	PT	LEVEL 1	
6TH FLOOR MEP	06-27	UNLABELED		D1	3'-6"	7'-0"	1 3/4"	3'-6"		HM	PT	HM7	HM	PT	LEVEL 1	
6TH FLOOR MEP	06-28	UNLABELED		D1	3'-6"	7'-0"	1 3/4"	3'-6"		HM	PT	HM7	HM	PT	LEVEL 1	
6TH FLOOR MEP	06-73	45		C2	4'-4"	8'-0"	1 3/4"	1'-2"	3'-2"	HM	PT	HM4	HM	PT	LEVEL 2	
6TH FLOOR MEP	06-75	45		C2	6'-0"	7'-0"	1 3/4"	3'-0"	3'-0"	HM	PT	HM4	HM	PT	LEVEL 1	
6TH FLOOR MEP	06-83	90		B1	3'-6 1/2"	7'-0"	1 3/4"	3'-6 1/2"		HM	PT	HM4	HM	PT	LEVEL 2	DOOR TO AN EXIT STAIR
6TH FLOOR MEP	06-84	90		B1	3'-6 1/2"	7'-0"	1 3/4"	3'-6 1/2"		HM	PT	HM1	HM	PT	LEVEL 2	DOOR TO AN EXIT STAIR
6TH FLOOR MEP	06-85	90		B1	3'-6 1/2"	7'-0"	1 3/4"	3'-6 1/2"		HM	PT	HM1	HM	PT	LEVEL 2	DOOR TO AN EXIT STAIR
6TH FLOOR MEP	06-86	90		B1	3'-6 1/2"	7'-0"	1 3/4"	3'-6 1/2"		HM	PT	HM1	HM	PT	LEVEL 2	DOOR TO AN EXIT STAIR
7TH FLOOR MEP	07-01	45		C1	3'-0"	8'-0"	1 3/4"	3'-0"		HM	PT	HM4	HM	PT	LEVEL 2	
7TH FLOOR MEP	07-02	UNLABELED		D1	3'-6"	8'-0"	1 3/4"	3'-6"		HM	PT	HM4	HM	PT	LEVEL 2	
7TH FLOOR MEP	07-04A	UNLABELED		D2	4'-4"	8'-0"	1 3/4"	1'-2"	3'-2"	HM	PT	HM4	HM	PT	LEVEL 2	
7TH FLOOR MEP	07-04B	UNLABELED		D2	4'-4"	8'-0"	1 3/4"	1'-2"	3'-2"	HM	PT	HM4	HM	PT	LEVEL 2	
7TH FLOOR MEP	07-05	UNLABELED		D1	3'-0 1/2"	8'-0"	1 3/4"	3'-0 1/2"		HM	PT	HM4	HM	PT	LEVEL 2	
7TH FLOOR MEP	07-06A	180		A1	3'-0"	7'-0"	1 3/4"	3'-0"		HM	PT	HM1	HM	PT	LEVEL 2	
7TH FLOOR MEP	07-06B	180		A2	6'-0"	8'-0"	1 3/4"	3'-0"	3'-0"	HM	PT	HM1	HM	PT	LEVEL 2	
7TH FLOOR MEP	07-07	180		A2	6'-0"	8'-0"	1 3/4"	3'-0"	3'-0"	HM	PT	HM1	HM	PT	LEVEL 2	
7TH FLOOR MEP	07-07A	UNLABELED		D2	6'-0"	8'-0"	1 3/4"	3'-0"	3'-0"	HM	PT	HM1	HM	PT	LEVEL 2	
7TH FLOOR MEP	07-08	45		C2	6'-0"	8'-0"	1 3/4"	3'-0"	3'-0"	HM	PT	HM4	HM	PT	LEVEL 2	
7TH FLOOR MEP	07-10	45		C2	6'-0"	8'-0"	1 3/4"	3'-0"	3'-0"	HM	PT	HM4	HM	PT	LEVEL 2	
7TH FLOOR MEP	07-11A	45		C2	6'-0"	8'-0"	1 3/4"	3'-0"	3'-0"	HM	PT	HM4	HM	PT	LEVEL 2	
7TH FLOOR MEP	07-11B	45		C2	6'-0"	8'-0"	1 3/4"	3'-0"	3'-0"	HM	PT	HM4	HM	PT	LEVEL 2	
7TH FLOOR MEP	07-13A	45		C1	3'-0"	8'-0"	1 3/4"	3'-0"		HM	PT	HM4	HM	PT	LEVEL 2	
7TH FLOOR MEP	07-13B	UNLABELED		D1	3'-0"	8'-0"	1 3/4"	3'-0"		HM	PT	HM4	HM	PT	LEVEL 1	
7TH FLOOR MEP	07-13C	UNLABELED		D1	3'-0"	4'-0"	1 3/4"	3'-0"		HM	PT	HM4	HM	PT	LEVEL 2	
7TH FLOOR MEP	07-13D	UNLABELED		D1	3'-0"	6'-0"	1 3/4"	3'-0"		HM	PT	HM1	HM	PT	LEVEL 1	
7TH FLOOR MEP	07-13E	UNLABELED		D1	3'-0"	6'-0"	1 3/4"	3'-0"		HM	PT	HM1	HM	PT	LEVEL 1	
7TH FLOOR MEP	07-14A	45		C2	6'-0"	8'-0"	1 3/4"	3'-0"	3'-0"	HM	PT	HM4	HM	PT	LEVEL 2	
7TH FLOOR MEP	07-14B	45		C2	6'-0"	8'-0"	1 3/4"	3'-0"	3'-0"	HM	PT	HM4	HM	PT	LEVEL 2	
7TH FLOOR MEP	07-18				3'-4"	7'-0"	1 3/4"	3'-4"				HM4			LEVEL 2	
7TH FLOOR MEP	07-19	90			3'-4"	7'-0"	1 3/4"	3'-4"				HM4			LEVEL 2	
7TH FLOOR MEP	07-21				3'-4"	7'-0"	1 3/4"	3'-4"				HM4			LEVEL 2	
7TH FLOOR MEP	07-23	UNLABELED		D10	3'-0"	8'-0"	2 1/8"	3'-0"		STL	PT	STL	STL	PT		AKF TO CONFIRM IF DOORS BY COND. ED SINGLE LOUVERED DOOR PANEL AND FRAME FOR TRANSF. VAULT. EO-4552-A
7TH FLOOR MEP	07-24	90		B1	3'-0"	7'-0"	1 3/4"	3'-0"		HM	PT	HM1	HM	PT	LEVEL 2	AKF TO CONFIRM IF DOORS BY CON ED
7TH FLOOR MEP	07-25	UNLABELED		D10	3'-0"	8'-0"	2 1/8"	3'-0"		STL	PT	STL	STL	PT		AKF TO CONFIRM IF DOORS BY COND. ED SINGLE LOUVERED DOOR PANEL AND FRAME FOR TRANSF. VAULT. EO-4552-A
7TH FLOOR MEP	07-26	90		B1	3'-0"	7'-0"	1 3/4"	3'-0"		HM	PT	HM1	HM	PT	LEVEL 2	AKF TO CONFIRM IF DOORS BY CON ED
7TH FLOOR MEP	07-27	UNLABELED		D10	3'-0"	8'-0"	2 1/8"	3'-0"		STL	PT	STL	STL	PT		AKF TO CONFIRM IF DOORS BY COND. ED SINGLE LOUVERED DOOR PANEL AND FRAME FOR TRANSF. VAULT. EO-4552-A
7TH FLOOR MEP	07-28	90		B1	3'-0"	7'-0"	1 3/4"	3'-0"		HM	PT	HM1	HM	PT	LEVEL 2	AKF TO CONFIRM IF DOORS BY CON ED
7TH FLOOR MEP	07-29	UNLABELED		D10	3'-0"	8'-0"	2 1/8"	3'-0"		STL	PT	STL	STL	PT		AKF TO CONFIRM IF DOORS BY COND. ED SINGLE LOUVERED DOOR PANEL AND FRAME FOR TRANSF. VAULT. EO-4552-A
7TH FLOOR MEP	07-30A	90		B1	3'-0"	7'-0"	1 3/4"	3'-0"		HM	PT	HM1	HM	PT	LEVEL 2	AKF TO CONFIRM IF DOORS BY CON ED
7TH FLOOR MEP	07-30B	90		B1	3'-0"	7'-0"	1 3/4"	3'-0"		HM	PT	HM1	HM	PT	LEVEL 2	AKF TO CONFIRM IF DOORS BY CON ED
7TH FLOOR MEP	07-31	UNLABELED		D1	3'-0"	8'-0"	1 3/4"	3'-0"		HM	PT	HM1	HM	PT	LEVEL 2	
7TH FLOOR MEP	07-31A	UNLABELED		D1	3'-0"	8'-0"	1 3/4"	3'-0"		HM	PT	HM1	HM	PT	LEVEL 2	
7TH FLOOR MEP	07-31B	UNLABELED		D1	3'-0"	8'-0"	1 3/4"	3'-0"		HM	PT	HM4	HM	PT	LEVEL 2	
7TH FLOOR MEP	07-33	45		C1	3'-0"	8'-0"	1 3/4"	3'-0"		HM	PT	HM4	HM	PT	LEVEL 2	
7TH FLOOR MEP	07-35A	45		C2	4'-4"	8'-0"	1 3/4"	1'-2"	3'-2"	HM	PT	HM4	HM	PT	LEVEL 2	
7TH FLOOR MEP	07-35B	45		C1	3'-0"	8'-0"	1 3/4"	3'-0"		HM	PT	HM4	HM	PT	LEVEL 2	
7TH FLOOR MEP	07-36	45		C1	3'-6"	7'-0"	1 3/4"	3'-6"		HM	PT	HM4	HM	PT	LEVEL 2	
7TH FLOOR MEP	07-36D	45		C1	3'-0"	8'-0"	1 3/4"	3'-0"		HM	PT	HM3	HM	PT	LEVEL 2	
7TH FLOOR MEP	07-37A	45		C2	6'-0"	8'-0"	1 3/4"	3'-0"	3'-0"	HM	PT	HM4	HM	PT	LEVEL 2	
7TH FLOOR MEP	07-37B	UNLABELED		D2	6'-0"	8'-0"	1 3/4"	3'-0"	3'-0"	HM	PT	HM4	HM	PT	LEVEL 2	
7TH FLOOR MEP	07-38	UNLABELED		D1	3'-0"	8'-0"	1 3/4"	3'-0"		HM	PT	HM4	HM	PT	LEVEL 2	
7TH FLOOR MEP	07-39	UNLABELED		D1	3'-0"	7'-0"	1 3/4"	3'-0"		HM	PT	HM1	HM	PT	LEVEL 2	
7TH FLOOR MEP	07-40A	UNLABELED		D2	6'-0"	8'-0"	1 3/4"	3'-0"	3'-0"	HM	PT	HM4	HM	PT	LEVEL 2	
7TH FLOOR MEP	07-40B	90		B1	3'-0"	7'-0"	1 3/4"	3'-0"		HM	PT	HM4	HM	PT	LEVEL 2	
7TH FLOOR MEP	07-41				3'-4"	7'-0"	1 3/4"	3'-4"				HM4			LEVEL 2	
7TH FLOOR MEP	07-42	UNLABELED		D1	3'-0"	8'-0"	1 3/4"	3'-0"		HM	PT	HM4	HM	PT	LEVEL 2	
7TH FLOOR MEP	07-43A	90		B2	6'-0"	8'-0"	1 3/4"	3'-0"	3'-0"	HM	PT	HM4	HM	PT	LEVEL 2	
7TH FLOOR MEP	07-43B	90		B2	6'-0"	8'-0"	1 3/4"	3'-0"	3'-0"	HM	PT	HM4	HM	PT	LEVEL 2	
7TH FLOOR MEP	07-81	90		B1	3'-0 1/2"	7'-0"	1 3/4"	3'-0 1/2"		HM	PT	HM1	HM	PT	LEVEL 2	DOOR TO AN EXIT STAIR
7TH FLOOR MEP	07-82	90		B1	3'-0 1/2"	7'-0"	1 3/4"	3'-0 1/2"		HM	PT	HM4	HM	PT	LEVEL 2	DOOR TO AN EXIT STAIR
7TH FLOOR MEP	07-83	90		B1	3'-6 1/2"	7'-0"	1 3/4"	3'-6 1/2"		HM	PT	HM4	HM	PT	LEVEL 2	DOOR TO AN EXIT STAIR
7TH FLOOR MEP	07-84	90		B1	3'-6 1/2"	7'-0"	1 3/4"	3'-6 1/2"		HM	PT	HM4	HM	PT	LEVEL 2	DOOR TO AN EXIT STAIR
7TH FLOOR MEP	07-85	90		B1	3'-6 1/2"	7'-0"	1 3/4"	3'-6 1/2"		HM	PT	HM4	HM	PT	LEVEL 2	DOOR TO AN EXIT STAIR
7TH FLOOR MEP	07-86	90		B1	3'-6 1/2"	7'-0"	1 3/4"	3'-6 1/2"		HM	PT	HM4	HM	PT	LEVEL 2	DOOR TO AN EXIT STAIR

8TH FLOOR	08-02A	90		B1	3'-0"	7'-0"	1 3/4"	3'-0"		WD	WDV-04	WD6	WD	WDV-04		
8TH FLOOR	08-02B	90		B1	3'-0"	7'-0"	1 3/4"	3'-0"		WD	WDV-04	WD5	WD	WDV-04		
8TH FLOOR	08-03A	45		C1	4'-0"	8'-0"	1 3/4"	4'-0"		WD	WDV-04	WD6	WD	WDV-04		
8TH FLOOR	08-03B	UNLABELED		D2	5'-0"	8'-0"	1 3/4"	2'-6"	2'-6"	WD	WDV-04	WD6	WD	WDV-04		
8TH FLOOR	08-03C	UNLABELED		D2	5'-0"	8'-0"	1 3/4"	2'-6"	2'-6"	WD	WDV-04	WD6	WD	WDV-04		
8TH FLOOR	08-13	UNLABELED		D1	3'-0"	8'-0"	1 3/4"	3'-0"		WD	WDV-04	WD6	WD	WDV-04		
8TH FLOOR	08-17	UNLABELED		D1	3'-0"	9'-0"	1 3/4"	3'-0"		WD	WDV-04	WD6	WD	WDV-04		
8TH FLOOR	08-18	UNLABELED		D1	3'-0"	8'-0"	1 3/4"	3'-0"		WD	WDV-04	WD6	WD	WDV-04		
8TH FLOOR	08-22	UNLABELED		D1	3'-0"	9'-0"	1 3/4"	3'-0"		WD	WDV-04	WD6	WD	WDV-04		
8TH FLOOR	08-23	UNLABELED		D1	3'-0"	9'-0"	1 3/4"	3'-0"		WD	WDV-04	WD6	WD	WDV-04		
8TH FLOOR	08-25	45		C1	3'-0"	8'-6"	1 3/4"	3'-0"		WD	WDV-04	WD5	WD	WDV-04		
8TH FLOOR	08-26A	UNLABELED		D1	3'-0"	9'-0"	1 3/4"	3'-0"		WD	WDV-04	WD5	WD	WDV-04		
8TH FLOOR	08-26B	UNLABELED		D1	3'-0"	9'-0"	1 3/4"	3'-0"		WD	WDV-04	WD5	WD	WDV-04		
8TH FLOOR	08-27	UNLABELED		D1	3'-0"	9'-0"	1 3/4"	3'-0"		WD	WDV-04	WD6	WD	WDV-04		
8TH FLOOR	08-28	UNLABELED		D2	5'-8"	9'-0"	1 3/4"	2'-10"	2'-10"	GL	GL	WD6	WD			
8TH FLOOR	08-30A	UNLABELED		D11	7'-0"	11'-0"	1 3/4"	3'-6"	3'-6"	WD	WDV-04	WD4	WD	WDV-04		DOOR TO SWING IN BOTH DIRECTIONS
8TH FLOOR	08-30B	45		C2	5'-8"	9'-0"	1 3/4"	2'-10"	2'-10"	WD	WDV-04	WD7	WD	WDV-04		
8TH FLOOR	08-72	45		C2	5'-8"	9'-0"	1 3/4"	2'-10"	2'-10"	WD	WDV-04	WD5	WD	WDV-04		
8TH FLOOR	08-73	UNLABELED		D1	4'-0"	8'-0"	1 3/4"	4'-0"		WD	WDV-04	WD5	WD	WDV-04		
8TH FLOOR	08-81	90		B1	3'-0 1/2"	7'-0"	1 3/4"	3'-0 1/2"		HM	PT	HM4	HM	PT	LEVEL 2	DOOR TO AN EXIT STAIR
8TH FLOOR	08-82	90		B1	3'-0 1/2"	7'-0"	1 3/4"	3'-0 1/2"		HM	PT	HM4	HM	PT	LEVEL 2	DOOR TO AN EXIT STAIR
8TH FLOOR	08-83	UNLABELED		D1	3'-0"	8'-0"	1 3/4"	3'-0"		HM	PT	HM4	HM	PT	LEVEL 2	DOOR TO AN EXIT STAIR
8TH FLOOR	08-86	UNLABELED		D1	3'-0 1/2"	7'-0"	1 3/4"	3'-0 1/2"		HM	PT	HM1	HM	PT	LEVEL 2	DOOR TO AN EXIT STAIR
9TH FLOOR MEP	09-01	45		C1	3'-0"	8'-0"	1 3/4"	3'-0"		HM	PT	HM1	HM	PT	LEVEL 2	
9TH FLOOR MEP	09-02	90		B1	3'-0"	8'-0"	1 3/4"	3'-0"		HM	PT	HM1	HM	PT	LEVEL 2	
9TH FLOOR MEP	09-03	45		C1	3'-0"	8'-6"	1 3/4"	3'-0"		HM	PT	HM4	HM	PT	LEVEL 2	
9TH FLOOR MEP	09-04A	UNLABELED		D2	6'-0"	7'-0"	1 3/4"	3'-0"	3'-0"	HM	PT	HM1	HM	PT	LEVEL 2	
9TH FLOOR MEP	09-04B	90		B1	3'-0"	7'-0"	1 3/4"	3'-0"		HM	PT	HM1	HM	PT	LEVEL 2	
9TH FLOOR MEP	09-05	90		B1	3'-0"	7'-0"	1 3/4"	3'-0"		HM	PT	HM1	HM	PT	LEVEL 2	
9TH FLOOR MEP	09-06	90		B1	3'-0"	7'-0"	1 3/4"	3'-0"		HM	PT	HM1	HM	PT	LEVEL 1	DOOR AT PLENUM
9TH FLOOR MEP	09-72A	90		B1	3'-0"	7'-0"	1 3/4"	3'-0"		HM	PT		HM	PT		
9TH FLOOR MEP	09-72B	90		B1	3'-0"	7'-0"	1 3/4"	3'-0"		HM	PT		HM	PT		
9TH FLOOR MEP	09-81	90		B1	3'-0 1/2"	7'-0"	1 3/4"	3'-0 1/2"		HM	PT	HM4	HM	PT	LEVEL 2	DOOR TO AN EXIT STAIR
9TH FLOOR MEP	09-82	90		B1	3'-0 1/2"	7'-0"	1 3/4"	3'-0 1/2"		HM	PT	HM4	HM	PT	LEVEL 2	DOOR TO AN EXIT STAIR
9TH FLOOR MEP	09-82A	90		B1	3'-0"	7'-0"	1 3/4"	3'-0"		HM	PT	HM1	HM	PT	LEVEL 2	
10TH FLOOR	10-01	90			2'-6"	3'-6"	2"	2'-6"								
10TH FLOOR	10-05A	45		C1	3'-0"	8'-0"	1 3/4"	3'-0"		WD	S	WD6	WD	S		
10TH FLOOR	10-05B	UNLABELED		D1	3'-0"	8'-0"	1 3/4"	3'-0"		WD	PT	WD6	WD	PT		
10TH FLOOR	10-08	45		C1	3'-0"	8'-6"	1 3/4"	3'-0"		WD	S	WD6	WD	S		
10TH FLOOR	10-10	UNLABELED		D8	6'-0"	8'-5 1/2"	1"	3'-0"	3'-0"	GL	GL	-	-	-		
10TH FLOOR	10-10A	45		C1	3'-0"	8'-0"	1 3/4"	3'-0"		WD	S	WD5	WD	S		
10TH FLOOR	10-12	UNLABELED		D1	3'-0"	8'-0"	1 3/4"	3'-0"		WD	PT	WD5	WD	PT		
10TH FLOOR	10-16A	45		C1	3'-0"	8'-6"	1 3/4"	3'-0"		WD	S	WD5	WD	S		
10TH FLOOR	10-16B	45		C1	3'-0"	8'-6"	1 3/4"	3'-0"		WD	S	WD5	WD	S		
10TH FLOOR	10-16C	45		C1	3'-0"	8'-6"	1 3/4"	3'-0"		WD	S	WD5	WD	S		
10TH FLOOR	10-17A	UNLABELED		D1	3'-0"	9'-0"	1"			GL	GL					
10TH FLOOR	10-17B	UNLABELED		D1	3'-0"	8'-10"	1 3/4"	3'-0"		WD	WDV	WD6	WD	S		
10TH FLOOR	10-18A	45		C1	3'-0"	8'-0"	1 3/4"	3'-0"		WD	S	WD6	WD	S		
10TH FLOOR	10-18B	UNLABELED		D1	3'-0"	8'-6"	1 3/4"	3'-0"		WD	S	WD6	WD	S		
10TH FLOOR	10-81	90		B1	3'-0 1/2"	7'-0"	1 3/4"	3'-0 1/2"		HM	PT	HM4	HM	PT	LEVEL 2	DOOR TO AN EXIT STAIR
10TH FLOOR	10-82	90		B1	3'-0 1/2"	7'-0"	1 3/4"	3'-0 1/2"		HM	PT		HM	PT		
10TH FLOOR	10-93	90		B1	3'-0 1/2"	7'-0"	1 3/4"	3'-0 1/2"		HM	PT	HM1	HM	PT	LEVEL 2	DOOR TO AN EXIT STAIR
10TH FLOOR	68-59	UNLABELED		D1	3'-0"	8'-6"	1 3/4"	3'-0"		WD	WDV-04	WD5	WD	WDV-04		
10TH FLOOR	68-60	UNLABELED		D1	3'-0"	8'-6"	1 3/4"	3'-0"		WD	WDV-04	WD5	WD	WDV-04		
10TH FLOOR	68-62	90		B1	3'-0 1/2"	7'-0"	1 3/4"	3'-0 1/2"		HM	PT	HM1	HM	PT	LEVEL 2	DOOR TO AN EXIT STAIR
10TH FLOOR INTER 1	10A-01A	90		B1	3'-0"	7'-0"	1 3/4"	3'-0"		HM	PT	HM4	HM	PT	LEVEL 2	
10TH FLOOR INTER 1	10A-01B	90		B1	3'-0"	7'-0"	1 3/4"	3'-0"		HM	PT	HM4	HM	PT	LEVEL 2	
10TH FLOOR INTER 1	10A-01C	90		B1	3'-0"	7'-0"	1 3/4"	3'-0"		HM	PT	HM4	HM	PT	LEVEL 2	
10TH FLOOR INTER 1	10A-81	90		B1	3'-0 1/2"	7'-0"	1 3/4"	3'-0 1/2"		HM	PT	HM4	HM	PT	LEVEL 2	DOOR TO AN EXIT STAIR
10TH FLOOR INTER 1	10A-82	90		B1	3'-0 1/2"	7'-0"	1 3/4"	3'-0 1/2"		HM	PT	HM4	HM	PT	LEVEL 2	DOOR TO AN EXIT STAIR
10TH FLOOR INTER 2	10B-01A	90		B1	3'-0"	7'-0"	1 3/4"	3'-0"		HM	PT	HM4	HM	PT	LEVEL 2	
10TH FLOOR INTER 2	10B-01B	90		B1	3'-0"	7'-0"	1 3/4"	3'-0"		HM	PT	HM4	HM	PT	LEVEL 2	
10TH FLOOR INTER 2	10B-01C	90		B1	3'-0"	7'-0"	1 3/4"	3'-0"		HM	PT	HM4	HM	PT	LEVEL 2	
10TH FLOOR INTER 2	10B-81	90		B1	3'-0 1/2"	7'-0"	1 3/4"	3'-0 1/2"		HM	PT	HM4	HM	PT	LEVEL 2	DOOR TO AN EXIT STAIR
10TH FLOOR INTER 2	10B-82	90		B1	3'-0 1/2"	7'-0"	1 3/4"	3'-0 1/2"		HM	PT	HM4	HM	PT	LEVEL 2	DOOR TO AN EXIT STAIR
11TH FLOOR BMU	11A-02	UNLABELED		D2	6'-0"	7'-0"	1 3/4"	3'-0"	3'-0"	HM	PT	HM1	HM	PT	LEVEL 2	MISCELLANEOUS SINGLE
12TH FLOOR MEP	12-01	90		B1	2'-8"	8'-0"	1 3/4"	2'-8"		HM	PT	HM1	HM	PT		DOOR TO GARBAGE CHUTE ROOM
12TH FLOOR MEP	12-02	90		B1	2'-8"	8'-0"	1 3/4"	2'-8"		HM	PT	HM1	HM	PT	LEVEL 1	DOOR TO ELECTRICAL CLOSET
12TH FLOOR MEP	12-06	45		C1	3'-0"	8'-0"	1 3/4"	3'-0"		HM	PT	HM1	HM	PT	LEVEL 2	
12TH FLOOR MEP	12-07	45		C1	3'-0"	8'-0"	1 3/4"	3'-0"		HM	PT	HM1	HM	PT	LEVEL 2	
12TH FLOOR MEP	12-08A	45		C1	3'-0"	8'-0"	1 3/4"	3'-0"		HM	PT	HM1	HM	PT	LEVEL 2	
12TH FLOOR MEP	12-08B	45		C1	3'-0"	8'-0"	1 3/4"	3'-0"		HM	PT	HM1	HM	PT	LEVEL 2	
12TH FLOOR MEP	12-09	45		C1	3'-0"	7'-0"	1 3/4"	3'-0"		HM	PT	HM1	HM	PT	LEVEL 2	
12TH FLOOR MEP	12-81	90		B1	3'-0 1/2"	7'-0"	1 3/4"	3'-0 1/2"		HM	PT	HM1	HM	PT	LEVEL 2	DOOR TO AN EXIT STAIR
12TH FLOOR MEP	12-82	90		B1	3'-0 1/2"	7'-0"	1 3/4"	3'-0 1/2"		HM	PT	HM1	HM	PT	LEVEL 2	DOOR TO AN EXIT STAIR

GENERAL NOTES:

1.) FOR RESIDENTIAL INTERIOR DOORS REFER TO A-604. FOR EXTERIOR DOORS REFER TO A-605
2.) REFER TO SECURITY DRAWINGS
3.) FOR HARDWARE DEVICE MOUNTING HEIGHTS REFER TO DRAWING A-001
4.) ALL EXTERIOR DOORS TO BE THERMALLY BROKEN AND INSULATED CAVITIES
5.) REFER TO SPECIFICATIONS AND HARDWARE SCHEDULE. REPORT DISCREPENCIES TO CONSULTANT
6.) 'LEVEL 1' IN THE DOOR SCHEDULE INDICATES STANDARD DUTY HOLLOW METAL DOORS
'LEVEL 2' IN THE DOOR SCHEDULE INDICATES HEAVY DUTY HOLLOW METAL DOORS
'LEVEL 3' IN THE DOOR SCHEDULE INDICATES EXTRA HEAVY DUTY HOLLOW METAL DOORS

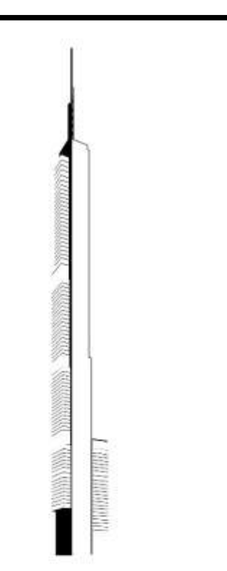

KEY PLAN:

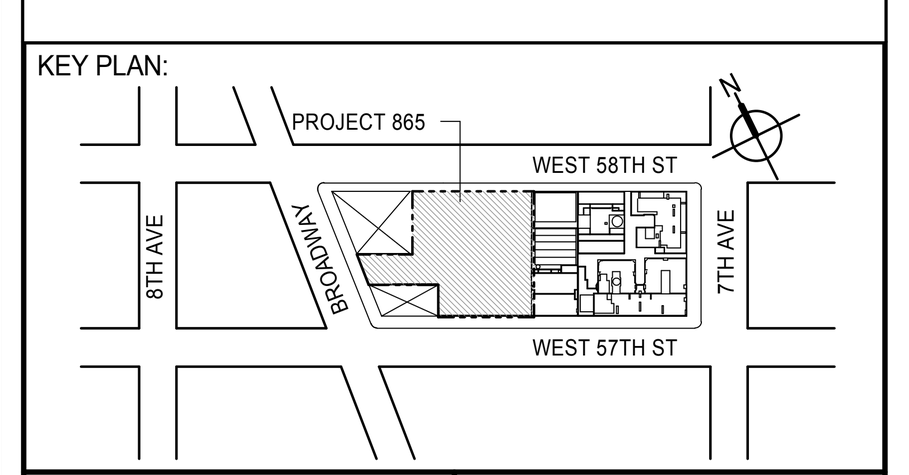

PROJECT NORTH TRUE NORTH

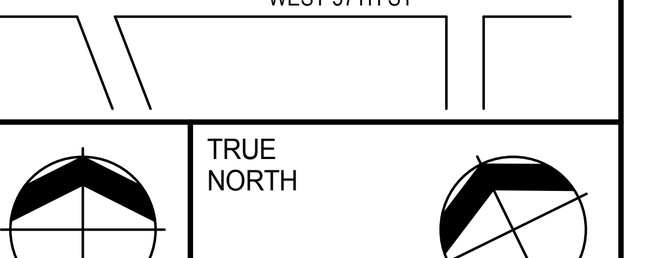

DEVELOPER:
EXTELL DEVELOPMENT COMPANY
805 THIRD AVENUE, 7TH FLOOR
New York, NY 10022 USA
TEL: 212 712 6000 FAX: 212 712 6100

DESIGN ARCHITECT: Base Building Shell & Core
ADRIAN SMITH + GORDON GILL ARCHITECTURE
111 WEST MONROE STREET SUITE 2300
CHICAGO IL 60603
TEL: 312 920 1888 FAX: 312 920 1775

INTERIOR DESIGNER: Residential
Rottet Architecture and Design Studio, PLLC
298 Fifth Ave, 7th Floor
New York, NY 10001
TEL: 646 998 7000 FAX:

ARCHITECT OF RECORD: Base Building Shell, Core, & Residential
AAI ARCHITECTS, P.C.
401 Wellington St. W., 3rd Floor
Toronto, ON M5V 1E7 Canada
TEL: 416 967 1500 FAX: 416 967 7150

STRUCTURAL ENGINEERS:
WSP CANTOR SEINUK
228 EAST 45th Street
New York, NY 10017 USA
TEL: 212 687 9888 FAX: 646 487 5501

MEP ENGINEERS:
AKF GROUP
165 Broadway, 22nd Floor
New York, NY 10006 USA
TEL: 212 354 5656 FAX: 212 354 5668

GEOTECHNICAL ENGINEERS:
Langan Engineering & Environmental Services
21 Penn Plaza - 360 West 31st Street, 8th Floor
New York, NY 10001-2727
TEL: 212 479 5400 FAX: 212 479 5444

CODE CONSULTANTS:
Construction Consulting Associates
100 Church Street
New York, NY 10007
TEL: 212 385 1818 FAX: 212 385 1911

CURTAINWALL CONSULTANT:
AJLP Consulting
40 Worth Street. Suite 826
New York, NY 10013
TEL: 212 757 5659 FAX: 646 219 8508

LANDMARK/PRESERVATION CONSULTANT:
Jan Hird Pokorny Associates, Inc.
39 West 37th Street, 12A
New York, NY 10018
TEL: 212 759 6462 FAX: 212 759 6540

No.	DESCRIPTION	DATE
1	CD PROGRESS ISSUE 2	19 DEC 14
2	D.O.B. SUBMISSION	18 FEB 15
3	CD PROGRESS ISSUE 3	09 MAR 15
	D.O.B. SUBMISSION	27 APR 15
4	CD PROGRESS ISSUE 4	01 JUN 15
5	CD PROGRESS ISSUE 5	10 AUG 15
	D.O.B. AMENDMENT 2	21 SEP 15

NOT FOR BID/CONSTRUCTION

Discrepancies must be reported immediately to the Architect before proceeding. Only figured dimensions are to be used. Contractors must check all dimensions on site. This drawing is protected by copyright.

ALL DIMENSIONS ARE SHOWN IN IMPERIAL.

CONSULTANT: AAI ARCHITECTS, P.C.

PROJECT:
217 WEST 57TH STREET
NEW YORK, NY

DRAWING TITLE:
DOOR SCHEDULE SC3 TO 12TH FLOOR

SEAL & SIGNATURE:



DATE: 19 DEC 14
PROJECT No: 1216-00
DRAWN: Author
CHK: Checker
REV: 5
SCALE:
DWG No: **A-601.01**
DOB PAGE No: 354 of 569

DOB EMPLOYEE STAMP: DOB B-SCAN:

FILE NAME: C:\Revit Local Files\EXTELL-865-AAI-TWR-CNF_hadlarim.rvt
PLOT DATE: 9/22/2015 11:28:00 AM

36" x 48" Arch E - SHEET SIZE

DEPT OF BLDGS 121328205 Job Number

ES672882931 Scan Code

LEVEL	DOOR NUMBER	FIRE RATING (MIN) (SELF CLOSING)	ACOUSTIC RATING (STC)	DOOR								FRAME			HM DOOR DUTY LEVEL	COMMENTS
				TYPE	WIDTH	HEIGHT	THICKNESS	PANEL 1	PANEL 2	MATERIAL	FINISH	TYPE	MATERIAL	FINISH		
13TH FLOOR	13-01	90		B2	4'-4"	8'-0"	1 3/4"	1'-5"	2'-11"	HM	PT	HM4	HM	PT		DOOR TO GARBAGE ROOM
13TH FLOOR	13-02	90		B1	2'-8"	8'-0"	1 3/4"	2'-8"		HM	PT	HM4	HM	PT	LEVEL 1	DOOR TO ELECTRICAL CLOSET
13TH FLOOR	13-03	90		B2	5'-0"	7'-0"	1 3/4"	2'-6"	2'-6"	HM	PT	HM4	HM	PT	LEVEL 1	DOOR TO ELECTRICAL ROOM
13TH FLOOR	13-81	90		B1	3'-0 1/2"	8'-0"	1 3/4"	3'-0 1/2"		HM	PT	HM4	HM	PT	LEVEL 2	DOOR TO AN EXIT STAIR
13TH FLOOR	13-82	90		B1	3'-0 1/2"	8'-0"	1 3/4"	3'-0 1/2"		HM	PT	HM4	HM	PT	LEVEL 2	DOOR TO AN EXIT STAIR
13TH FLOOR	13A-01	45	35	C1	3'-0"	8'-0"	2 1/4"	3'-0"		WD	WDV-03	WD1	WD	WDV-03		DOOR TO RESIDENTIAL UNIT
13TH FLOOR	13B-01	45	35	C1	3'-0"	8'-0"	2 1/4"	3'-0"		WD	WDV-03	WD1	WD	WDV-03		DOOR TO RESIDENTIAL UNIT
13TH FLOOR	13C-01	45	35	C1	3'-0"	8'-0"	2 1/4"	3'-0"		WD	WDV-03	WD1	WD	WDV-03		DOOR TO RESIDENTIAL UNIT
13TH FLOOR	13D-01	45	35	C1	3'-0"	8'-0"	2 1/4"	3'-0"		WD	WDV-03	WD1	WD	WDV-03		DOOR TO RESIDENTIAL UNIT
14TH FLOOR	14-01	90		B2	4'-4"	8'-0"	1 3/4"	1'-5"	2'-11"	HM	PT	HM4	HM	PT		DOOR TO GARBAGE ROOM
14TH FLOOR	14-02	90		B1	2'-8"	8'-0"	1 3/4"	2'-8"		HM	PT	HM4	HM	PT	LEVEL 1	DOOR TO ELECTRICAL CLOSET
14TH FLOOR	14-03	90		B2	5'-0"	7'-0"	1 3/4"	2'-6"	2'-6"	HM	PT	HM4	HM	PT	LEVEL 1	DOOR TO ELECTRICAL ROOM
14TH FLOOR	14-81	90		B1	3'-0 1/2"	8'-0"	1 3/4"	3'-0 1/2"		HM	PT	HM4	HM	PT	LEVEL 2	DOOR TO AN EXIT STAIR
14TH FLOOR	14-82	90		B1	3'-0 1/2"	8'-0"	1 3/4"	3'-0 1/2"		HM	PT	HM4	HM	PT	LEVEL 2	DOOR TO AN EXIT STAIR
14TH FLOOR	14A-01	45	35	C1	3'-0"	8'-0"	2 1/4"	3'-0"		WD	WDV-03	WD1	WD	WDV-03		DOOR TO RESIDENTIAL UNIT
14TH FLOOR	14B-01	45	35	C1	3'-0"	8'-0"	2 1/4"	3'-0"		WD	WDV-03	WD1	WD	WDV-03		DOOR TO RESIDENTIAL UNIT
14TH FLOOR	14C-01	45	35	C1	3'-0"	8'-0"	2 1/4"	3'-0"		WD	WDV-03	WD1	WD	WDV-03		DOOR TO RESIDENTIAL UNIT
14TH FLOOR	14D-01	45	35	C1	3'-0"	8'-0"	2 1/4"	3'-0"		WD	WDV-03	WD1	WD	WDV-03		DOOR TO RESIDENTIAL UNIT
14TH FLOOR	14E-01	45	35	C1	3'-0"	8'-0"	2 1/4"	3'-0"		WD	WDV-03	WD1	WD	WDV-03		DOOR TO RESIDENTIAL UNIT
14TH FLOOR	14F-01	45	35	C1	3'-0"	8'-0"	2 1/4"	3'-0"		WD	WDV-03	WD1	WD	WDV-03		DOOR TO RESIDENTIAL UNIT
15TH FLOOR	15-01	90		B2	4'-4"	8'-0"	1 3/4"	1'-5"	2'-11"	HM	PT	HM4	HM	PT		DOOR TO GARBAGE ROOM
15TH FLOOR	15-02	90		B1	2'-8"	8'-0"	1 3/4"	2'-8"		HM	PT	HM4	HM	PT	LEVEL 1	DOOR TO ELECTRICAL CLOSET
15TH FLOOR	15-03	90		B2	5'-0"	7'-0"	1 3/4"	2'-6"	2'-6"	HM	PT	HM4	HM	PT	LEVEL 1	DOOR TO ELECTRICAL ROOM
15TH FLOOR	15-81	90		B1	3'-0 1/2"	8'-0"	1 3/4"	3'-0 1/2"		HM	PT	HM4	HM	PT	LEVEL 2	DOOR TO AN EXIT STAIR
15TH FLOOR	15-82	90		B1	3'-0 1/2"	8'-0"	1 3/4"	3'-0 1/2"		HM	PT	HM4	HM	PT	LEVEL 2	DOOR TO AN EXIT STAIR
15TH FLOOR	15A-01	45	35	C1	3'-0"	8'-0"	2 1/4"	3'-0"		WD	WDV-03	WD1	WD	WDV-03		DOOR TO RESIDENTIAL UNIT
15TH FLOOR	15B-01	45	35	C1	3'-0"	8'-0"	2 1/4"	3'-0"		WD	WDV-03	WD1	WD	WDV-03		DOOR TO RESIDENTIAL UNIT
15TH FLOOR	15C-01	45	35	C1	3'-0"	8'-0"	2 1/4"	3'-0"		WD	WDV-03	WD1	WD	WDV-03		DOOR TO RESIDENTIAL UNIT
15TH FLOOR	15D-01	45	35	C1	3'-0"	8'-0"	2 1/4"	3'-0"		WD	WDV-03	WD1	WD	WDV-03		DOOR TO RESIDENTIAL UNIT
15TH FLOOR	15E-01	45	35	C1	3'-0"	8'-0"	2 1/4"	3'-0"		WD	WDV-03	WD1	WD	WDV-03		DOOR TO RESIDENTIAL UNIT
15TH FLOOR	15F-01	45	35	C1	3'-0"	8'-0"	2 1/4"	3'-0"		WD	WDV-03	WD1	WD	WDV-03		DOOR TO RESIDENTIAL UNIT
16TH FLOOR	16-01	90		B2	4'-4"	8'-0"	1 3/4"	1'-5"	2'-11"	HM	PT	HM4	HM	PT		DOOR TO GARBAGE ROOM
16TH FLOOR	16-02	90		B1	2'-8"	8'-0"	1 3/4"	2'-8"		HM	PT	HM4	HM	PT	LEVEL 1	DOOR TO ELECTRICAL CLOSET
16TH FLOOR	16-03	90		B2	5'-0"	7'-0"	1 3/4"	2'-6"	2'-6"	HM	PT	HM4	HM	PT	LEVEL 1	DOOR TO ELECTRICAL ROOM
16TH FLOOR	16-81	90		B1	3'-0 1/2"	8'-0"	1 3/4"	3'-0 1/2"		HM	PT	HM4	HM	PT	LEVEL 2	DOOR TO AN EXIT STAIR
16TH FLOOR	16-82	90		B1	3'-0 1/2"	8'-0"	1 3/4"	3'-0 1/2"		HM	PT	HM4	HM	PT	LEVEL 2	DOOR TO AN EXIT STAIR
16TH FLOOR	16A-01	45	35	C1	3'-0"	8'-0"	2 1/4"	3'-0"		WD	WDV-03	WD1	WD	WDV-03		DOOR TO RESIDENTIAL UNIT
16TH FLOOR	16B-01	45	35	C1	3'-0"	8'-0"	2 1/4"	3'-0"		WD	WDV-03	WD1	WD	WDV-03		DOOR TO RESIDENTIAL UNIT
16TH FLOOR	16C-01	45	35	C1	3'-0"	8'-0"	2 1/4"	3'-0"		WD	WDV-03	WD1	WD	WDV-03		DOOR TO RESIDENTIAL UNIT
16TH FLOOR	16D-01	45	35	C1	3'-0"	8'-0"	2 1/4"	3'-0"		WD	WDV-03	WD1	WD	WDV-03		DOOR TO RESIDENTIAL UNIT
16TH FLOOR	16E-01	45	35	C1	3'-0"	8'-0"	2 1/4"	3'-0"		WD	WDV-03	WD1	WD	WDV-03		DOOR TO RESIDENTIAL UNIT
16TH FLOOR	16F-01	45	35	C1	3'-0"	8'-0"	2 1/4"	3'-0"		WD	WDV-03	WD1	WD	WDV-03		DOOR TO RESIDENTIAL UNIT
17TH FLOOR	17-01	90		B2	4'-4"	8'-0"	1 3/4"	1'-5"	2'-11"	HM	PT	HM4	HM	PT		DOOR TO GARBAGE ROOM
17TH FLOOR	17-02	90		B1	2'-8"	8'-0"	1 3/4"	2'-8"		HM	PT	HM4	HM	PT	LEVEL 1	DOOR TO ELECTRICAL CLOSET
17TH FLOOR	17-03	90		B2	5'-0"	7'-0"	1 3/4"	2'-6"	2'-6"	HM	PT	HM4	HM	PT	LEVEL 1	DOOR TO ELECTRICAL ROOM
17TH FLOOR	17-81	90		B1	3'-0 1/2"	8'-0"	1 3/4"	3'-0 1/2"		HM	PT	HM4	HM	PT	LEVEL 2	DOOR TO AN EXIT STAIR
17TH FLOOR	17-82	90		B1	3'-0 1/2"	8'-0"	1 3/4"	3'-0 1/2"		HM	PT	HM4	HM	PT	LEVEL 2	DOOR TO AN EXIT STAIR
17TH FLOOR	17A-01	45	35	C1	3'-0"	8'-0"	2 1/4"	3'-0"		WD	WDV-03	WD1	WD	WDV-03		DOOR TO RESIDENTIAL UNIT
17TH FLOOR	17B-01	45	35	C1	3'-0"	8'-0"	2 1/4"	3'-0"		WD	WDV-03	WD1	WD	WDV-03		DOOR TO RESIDENTIAL UNIT
17TH FLOOR	17C-01	45	35	C1	3'-0"	8'-0"	2 1/4"	3'-0"		WD	WDV-03	WD1	WD	WDV-03		DOOR TO RESIDENTIAL UNIT
17TH FLOOR	17D-01	45	35	C1	3'-0"	8'-0"	2 1/4"	3'-0"		WD	WDV-03	WD1	WD	WDV-03		DOOR TO RESIDENTIAL UNIT
17TH FLOOR	17E-01	45	35	C1	3'-0"	8'-0"	2 1/4"	3'-0"		WD	WDV-03	WD1	WD	WDV-03		DOOR TO RESIDENTIAL UNIT
17TH FLOOR	17F-01	45	35	C1	3'-0"	8'-0"	2 1/4"	3'-0"		WD	WDV-03	WD1	WD	WDV-03		DOOR TO RESIDENTIAL UNIT
18TH FLOOR	18-01	90		B2	4'-4"	8'-0"	1 3/4"	1'-5"	2'-11"	HM	PT	HM4	HM	PT		DOOR TO GARBAGE ROOM
18TH FLOOR	18-02	90		B1	2'-8"	8'-0"	1 3/4"	2'-8"		HM	PT	HM4	HM	PT	LEVEL 1	DOOR TO ELECTRICAL CLOSET
18TH FLOOR	18-03	90		B2	5'-0"	7'-0"	1 3/4"	2'-6"	2'-6"	HM	PT	HM4	HM	PT	LEVEL 1	DOOR TO ELECTRICAL ROOM
18TH FLOOR	18-81	90		B1	3'-0 1/2"	8'-0"	1 3/4"	3'-0 1/2"		HM	PT	HM4	HM	PT	LEVEL 2	DOOR TO AN EXIT STAIR
18TH FLOOR	18-82	90		B1	3'-0 1/2"	8'-0"	1 3/4"	3'-0 1/2"		HM	PT	HM4	HM	PT	LEVEL 2	DOOR TO AN EXIT STAIR
18TH FLOOR	18A-01	45	35	C1	3'-0"	8'-0"	2 1/4"	3'-0"		WD	WDV-03	WD1	WD	WDV-03		DOOR TO RESIDENTIAL UNIT
18TH FLOOR	18B-01	45	35	C1	3'-0"	8'-0"	2 1/4"	3'-0"		WD	WDV-03	WD1	WD	WDV-03		DOOR TO RESIDENTIAL UNIT
18TH FLOOR	18C-01	45	35	C1	3'-0"	8'-0"	2 1/4"	3'-0"		WD	WDV-03	WD1	WD	WDV-03		DOOR TO RESIDENTIAL UNIT
18TH FLOOR	18D-01	45	35	C1	3'-0"	8'-0"	2 1/4"	3'-0"		WD	WDV-03	WD1	WD	WDV-03		DOOR TO RESIDENTIAL UNIT
18TH FLOOR	18E-01	45	35	C1	3'-0"	8'-0"	2 1/4"	3'-0"		WD	WDV-03	WD1	WD	WDV-03		DOOR TO RESIDENTIAL UNIT
18TH FLOOR	18F-01	45	35	C1	3'-0"	8'-0"	2 1/4"	3'-0"		WD	WDV-03	WD1	WD	WDV-03		DOOR TO RESIDENTIAL UNIT
19TH FLOOR	19-01	90		B2	4'-4"	8'-0"	1 3/4"	1'-5"	2'-11"	HM	PT	HM4	HM	PT		DOOR TO GARBAGE ROOM
19TH FLOOR	19-02	90		B1	2'-8"	8'-0"	1 3/4"	2'-8"		HM	PT	HM4	HM	PT	LEVEL 1	DOOR TO ELECTRICAL CLOSET
19TH FLOOR	19-03	90		B2	5'-0"	7'-0"	1 3/4"	2'-6"	2'-6"	HM	PT	HM4	HM	PT	LEVEL 1	DOOR TO ELECTRICAL ROOM
19TH FLOOR	19-81	90		B1	3'-0 1/2"	8'-0"	1 3/4"	3'-0 1/2"		HM	PT	HM4	HM	PT	LEVEL 2	DOOR TO AN EXIT STAIR
19TH FLOOR	19-82	90		B1	3'-0 1/2"	8'-0"	1 3/4"	3'-0 1/2"		HM	PT	HM4	HM	PT	LEVEL 2	DOOR TO AN EXIT STAIR
19TH FLOOR	19A-01	45	35	C1	3'-0"	8'-0"	2 1/4"	3'-0"		WD	WDV-03	WD1	WD	WDV-03		DOOR TO RESIDENTIAL UNIT
19TH FLOOR	19B-01	45	35	C1	3'-0"	8'-0"	2 1/4"	3'-0"		WD	WDV-03	WD1	WD	WDV-03		DOOR TO RESIDENTIAL UNIT
19TH FLOOR	19C-01	45	35	C1	3'-0"	8'-0"	2 1/4"	3'-0"		WD	WDV-03	WD1	WD	WDV-03		DOOR TO RESIDENTIAL UNIT
19TH FLOOR	19D-01	45	35	C1	3'-0"	8'-0"	2 1/4"	3'-0"		WD	WDV-03	WD1	WD	WDV-03		DOOR TO RESIDENTIAL UNIT
19TH FLOOR	19E-01	45	35	C1	3'-0"	8'-0"	2 1/4"	3'-0"		WD	WDV-03	WD1	WD	WDV-03		DOOR TO RESIDENTIAL UNIT
19TH FLOOR	19F-01	45	35	C1	3'-0"	8'-0"	2 1/4"	3'-0"		WD	WDV-03	WD1	WD	WDV-03		DOOR TO RESIDENTIAL UNIT
20TH FLOOR	20-01	90		B2	4'-4"	8'-0"	1 3/4"	1'-5"	2'-11"	HM	PT	HM4	HM	PT		DOOR TO GARBAGE ROOM
20TH FLOOR	20-02	90		B1	2'-8"	8'-0"	1 3/4"	2'-8"		HM	PT	HM4	HM	PT	LEVEL 1	DOOR TO ELECTRICAL CLOSET
20TH FLOOR	20-03	90		B2	5'-0"	7'-0"	1 3/4"	2'-6"	2'-6"	HM	PT	HM4	HM	PT	LEVEL 1	DOOR TO ELECTRICAL ROOM
20TH FLOOR	20-81	90		B1	3'-0 1/2"	8'-0"	1 3/4"	3'-0 1/2"		HM	PT	HM4	HM	PT	LEVEL 2	DOOR TO AN EXIT STAIR
20TH FLOOR	20-82	90		B1	3'-0 1/2"	8'-0"	1 3/4"	3'-0 1/2"		HM	PT	HM4	HM	PT	LEVEL 2	DOOR TO AN EXIT STAIR
20TH FLOOR	20A-01	45	35	C1	3'-0"	8'-0"	2 1/4"	3'-0"		WD	WDV-03	WD1	WD	WDV-03		DOOR TO RESIDENTIAL UNIT
20TH FLOOR	20B-01A	45	35	C1	3'-0"	8'-0"	2 1/4"	3'-0"		WD	WDV-03	WD1	WD	WDV-03		DOOR TO RESIDENTIAL UNIT
20TH FLOOR	20B-01B	45	35	C1	3'-0"	8'-0"	2 1/4"	3'-0"		WD	WDV-03	WD1	WD	WDV-03		DOOR TO RESIDENTIAL UNIT
21ST FLOOR	21-01	90		B2	4'-4"	8'-0"	1 3/4"	1'-5"	2'-11"	HM	PT	HM4	HM	PT		DOOR TO GARBAGE ROOM
21ST FLOOR	21-02	90		B1	2'-8"	8'-0"	1 3/4"	2'-8"		HM	PT	HM4	HM	PT	LEVEL 1	DOOR TO ELECTRICAL CLOSET
21ST FLOOR	21-03	90		B2	5'-0"	7'-0"	1 3/4"	2'-6"	2'-6"	HM	PT	HM4	HM	PT	LEVEL 1	DOOR TO ELECTRICAL ROOM
21ST FLOOR	21-81	90		B1	3'-0 1/2"	8'-0"	1 3/4"	3'-0 1/2"		HM	PT	HM4	HM	PT	LEVEL 2	DOOR TO AN EXIT STAIR
21ST FLOOR	21-82	90		B1	3'-0 1/2"	8'-0"	1 3/4"	3'-0 1/2"		HM	PT	HM4	HM	PT	LEVEL 2	DOOR TO AN EXIT STAIR
21ST FLOOR	21A-01	45	35	C1	3'-0"	8'-0"	2 1/4"	3'-0"		WD	WDV-03	WD1	WD	WDV-03		DOOR TO RESIDENTIAL UNIT
21ST FLOOR	21B-01	45	35	C1	3'-0"	8'-0"	2 1/4"	3'-0"		WD	WDV-03	WD1	WD	WDV-03		DOOR TO RESIDENTIAL UNIT
21ST FLOOR	21C-01	45	35	C1	3'-0"	8'-0"	2 1/4"	3'-0"		WD	WDV-03	WD1	WD	WDV-03		DOOR TO RESIDENTIAL UNIT
21ST FLOOR	21D-01	45	35	C1	3'-0"	8'-0"	2 1/4"	3'-0"		WD	WDV-03	WD1	WD	WDV-03		DOOR TO RESIDENTIAL UNIT
22ND FLOOR	22-01	90		B2	4'-4"	8'-0"	1 3/4"	1'-5"	2'-11"	HM	PT	HM4	HM	PT		DOOR TO GARBAGE ROOM
22ND FLOOR	22-02	90		B1	2'-8"	8'-0"	1 3/4"	2'-8"		HM	PT	HM4	HM	PT	LEVEL 1	DOOR TO ELECTRICAL CLOSET
22ND FLOOR	22-03	90		B2	5'-0"	7'-0"	1 3/4"	2'-6"	2'-6"	HM	PT	HM4	HM	PT	LEVEL 1	DOOR TO ELECTRICAL ROOM
22ND FLOOR	22-81	90		B1	3'-0 1/2"	8'-0"	1 3/4"	3'-0 1/2"		HM	PT	HM4	HM	PT	LEVEL 2	DOOR TO AN EXIT STAIR
22ND FLOOR	22-82	90		B1	3'-0 1/2"	8'-0"	1 3/4"	3'-0 1/2"		HM	PT	HM4	HM	PT	LEVEL 2	DOOR TO AN EXIT STAIR
22ND FLOOR	22A-01	45	35	C1	3'-0"	8'-0"	2 1/4"	3'-0"		WD	WDV-03	WD1	WD	WDV-03		DOOR TO RESIDENTIAL UNIT
22ND FLOOR	22B-01	45	35	C1	3'-0"	8'-0"	2 1/4"	3'-0"		WD	WDV-03	WD1	WD	WDV-03		DOOR TO RESIDENTIAL UNIT
22ND FLOOR	22C-01	45	35	C1	3'-0"	8'-0"	2 1/4"	3'-0"		WD	WDV-03	WD1	WD	WDV-03		DOOR TO RESIDENTIAL UNIT
22ND FLOOR	22D-01	45	35	C1	3'-0"	8'-0"	2 1/4"	3'-0"		WD	WDV-03	WD1	WD	WDV-03		DOOR TO RESIDENTIAL UNIT
23RD FLOOR	23-01	90		B2	4'-4"	8'-0"	1 3/4"	1'-5"	2'-11"	HM	PT	HM4	HM	PT		DOOR TO GARBAGE ROOM
23RD FLOOR	23-02	90		B1	2'-8"	8'-0"	1 3/4"	2'-8"		HM	PT	HM4	HM	PT	LEVEL 1	DOOR TO ELECTRICAL CLOSET
23RD FLOOR	23-03	90		B2	5'-0"	7'-0"	1 3/4"	2'-6"	2'-6"	HM	PT	HM4	HM	PT	LEVEL 1	DOOR TO ELECTRICAL ROOM
23RD FLOOR	23-81	90		B1	3'-0 1/2"	8'-0"	1 3/4"	3'-0 1/2"		HM	PT	HM4	HM	PT	LEVEL 2	DOOR TO AN EXIT STAIR
23RD FLOOR	23-82	90		B1	3'-0 1/2"	8'-0"	1 3/4"	3'-0 1/2"		HM	PT	HM4	HM	PT	LEVEL 2	DOOR TO AN EXIT STAIR
23RD FLOOR	23A-01	45	35	C1	3'-0"	8'-0"	2 1/4"	3'-0"		WD	WDV-03	WD1	WD	WDV-03		DOOR TO RESIDENTIAL UNIT
23RD FLOOR	23B-01	45	35	C1	3'-0"	8'-0"	2 1/4"	3'-0"		WD	WDV-03	WD1	WD	WDV-03		DOOR TO RESIDENTIAL UNIT
23RD FLOOR	23C-01	45	35	C1	3'-0"	8'-0"	2 1/4"	3'-0"		WD	WDV-03	WD1	WD	WDV-03		DOOR TO RESIDENTIAL UNIT
23RD FLOOR	23D-01	45	35	C1	3'-0"	8'-0"	2 1/4"	3'-0"		WD	WDV-03	WD1	WD	WDV-03		DOOR TO RESIDENTIAL UNIT
24TH FLOOR	24-01	90		B2	4'-4"	8'-0"	1 3/4"	1'-5"	2'-11"	HM	PT	HM4	HM	PT		DOOR TO GARBAGE ROOM
24TH FLOOR	24-02	90		B1	2'-8"	8'-0"	1 3/4"	2'-8"		HM	PT	HM4	HM	PT	LEVEL 1	DOOR TO ELECTRICAL CLOSET
24TH FLOOR	24-03	90		B2	5'-0"	7'-0"	1 3/4"	2'-6"	2'-6"	HM	PT	HM4	HM	PT	LEVEL 1	DOOR TO ELECTRICAL ROOM
24TH FLOOR	24-81	90		B1	3'-0 1/2"	8'-0"	1 3/4"	3'-0 1/2"		HM	PT	HM4	HM	PT	LEVEL 2	DOOR TO AN EXIT STAIR
24TH FLOOR	24-82	90		B1	3'-0 1/2"	8'-0"	1 3/4"	3'-0 1/2"		HM	PT	HM4	HM	PT	LEVEL 2	DOOR TO AN EXIT STAIR
24TH FLOOR	24A-01	45	35	C1	3'-0"	8'-0"	2 1/4"	3'-0"		WD	WDV-03	WD1	WD	WDV-03		DOOR TO RESIDENTIAL UNIT
24TH FLOOR	24B-01	45	35	C1	3'-0"	8'-0"	2 1/4"	3'-0"		WD	WDV-03	WD1	WD	WDV-03		DOOR TO RESIDENTIAL UNIT
24TH FLOOR	24C-01	45	35	C1	3'-0"	8'-0"	2 1/4"	3'-0"		WD	WDV-03	WD1	WD	WDV-03		DOOR TO RESIDENTIAL UNIT
24TH FLOOR	24D-01	45	35	C1	3'-0"	8'-0"	2 1/4"	3'-0"		WD	WDV-03	WD1	WD	WDV-03		DOOR TO RESIDENTIAL UNIT
25TH FLOOR	25-01	90		B2	4'-4"	8'-0"	1 3/4"	1'-5"	2'-11"	HM	PT	HM4	HM	PT		DOOR TO GARBAGE ROOM
25TH FLOOR	25-02	90		B1	2'-8"	8'-0"	1 3/4"	2'-8"		HM	PT	HM4	HM	PT	LEVEL 1	DOOR TO ELECTRICAL CLOSET
25TH FLOOR	25-03	90		B2	5'-0"	7'-0"	1 3/4"	2'-6"	2'-6"	HM	PT	HM4	HM	PT	LEVEL 1	DOOR TO ELECTRICAL ROOM
25TH FLOOR	25-81	90		B1	3'-0 1/2"	8'-0"	1 3/4"	3'-0 1/2"		HM	PT	HM4	HM	PT	LEVEL 2	DOOR TO AN EXIT STAIR
25TH FLOOR	25-82	90		B1	3'-0 1/2"	8'-0"	1 3/4"	3'-0 1/2"		HM	PT	HM4	HM	PT	LEVEL 2	DOOR TO AN EXIT STAIR
25TH FLOOR	25A-01	45	35	C1	3'-0"	8'-0"	2 1/4"	3'-0"		WD	WDV-03	WD1	WD	WDV-03		DOOR TO RESIDENTIAL UNIT
25TH FLOOR	25B-01	45	35	C1	3'-0"	8'-0"	2 1/4"	3'-0"		WD	WDV-03	WD1	WD	WDV-03		DOOR TO RESIDENTIAL UNIT
25TH FLOOR	25C-01	45	35	C1	3'-0"	8'-0"	2 1/4"	3'-0"		WD	WDV-03	WD1	WD	WDV-03		DOOR TO RESIDENTIAL UNIT
25TH FLOOR	25D-01	45	35	C1	3'-0"	8'-0"	2 1/4"	3'-0"		WD	WDV-03	WD1	WD	WDV-03		DOOR TO RESIDENTIAL UNIT
26TH FLOOR	26-01	90		B2	4'-4"	8'-0"	1 3/4"	1'-5"	2'-11"	HM	PT	HM4	HM	PT		DOOR TO GARBAGE ROOM
26TH FLOOR	26-02	90		B1	2'-8"	8'-0"	1 3/4"	2'-8"		HM	PT	HM4	HM	PT	LEVEL 1	DOOR TO ELECTRICAL CLOSET
26TH FLOOR	26-03	90		B2	5'-0"	7'-0"	1 3/4"	2'-6"	2'-6"	HM	PT	HM4	HM	PT	LEVEL 1	DOOR TO ELECTRICAL ROOM
26TH FLOOR	26-81	90		B1	3'-0 1/2"	8'-0"	1 3/4"	3'-0 1/2"		HM	PT	HM4	HM	PT	LEVEL 2	DOOR TO AN EXIT STAIR
26TH FLOOR	26-82	90		B1	3'-0 1/2"	8'-0"	1 3/4"	3'-0 1/2"		HM	PT	HM4	HM	PT	LEVEL 2	DOOR TO AN EXIT STAIR
26TH FLOOR	26A-01	45	35	C1	3'-0"	8'-0"	2 1/4"	3'-0"		WD	WDV-03	WD1	WD	WDV-03		DOOR TO RESIDENTIAL UNIT
26TH FLOOR	26B-01	45	35	C1	3'-0"	8'-0"	2 1/4"	3'-0"		WD	WDV-03	WD1	WD	WDV-03		DOOR TO RESIDENTIAL UNIT
26TH FLOOR	26C-01	45	35	C1	3'-0"	8'-0"	2 1/4"	3'-0"		WD	WDV-03	WD1	WD	WDV-03		DOOR TO RESIDENTIAL UNIT
26TH FLOOR	26D-01	45	35	C1	3'-0"	8'-0"	2 1/4"	3'-0"		WD	WDV-03	WD1	WD	WDV-03		DOOR TO RESIDENTIAL UNIT
27TH FLOOR MEP	27-01	90		B1	3'-0"	8'-0"	1 3/4"	3'-0"		HM	PT	HM1	HM	PT		DOOR TO GARBAGE ROOM
27TH FLOOR MEP	27-02	90		B1	2'-10"	8'-0"	1 3/4"	2'-10"		HM	PT	HM1	HM	PT	LEVEL 1	DOOR TO ELECTRICAL CLOSET
27TH FLOOR MEP	27-06A	45		C1	3'-0"	7'-0"	1 3/4"	3'-0"		HM	PT	HM1	HM	PT	LEVEL 1	
27TH FLOOR MEP	27-06B	90		B1	3'-0"	7'-0"	1 3/4"	3'-0"		HM	PT	HM1	HM	PT	LEVEL 2	
27TH FLOOR MEP	27-06B	45		C1	3'-0"	7'-0"	1 3/4"	3'-0"		HM	PT		HM	PT	LEVEL 1	
27TH FLOOR MEP	27-06C	45		C1	3'-0"	7'-0"	1 3/4"	3'-0"		HM	PT	HM1	HM	PT	LEVEL 2	
27TH FLOOR MEP	27-09A	45		C1	3'-0"	7'-0"	1 3/4"	3'-0"		HM	PT	HM1	HM	PT	LEVEL 2	
27TH FLOOR MEP	27-09B	90		B1	3'-0"	7'-0"	1 3/4"	3'-0"		HM	PT	HM1	HM	PT	LEVEL 2	
27TH FLOOR MEP	27-72	45		C2	5'-0"	8'-0"	1 3/4"	2'-6"	2'-6"	HM	PT	HM1	HM	PT		
27TH FLOOR MEP	27-73A	UNLABELED		B1	4'-0"	8'-0"	1 3/4"	4'-0"		HM	PT	HM1	HM	PT		
27TH FLOOR MEP	27-73B	45		C1	3'-0"	8'-0"	1 3/4"	3'-0"		HM	PT	HM1	HM	PT		
27TH FLOOR MEP	27-81	90		B1	3'-0 1/2"	8'-0"	1 3/4"	3'-0 1/2"		HM	PT	HM1	HM	PT	LEVEL 2	DOOR TO AN EXIT STAIR
27TH FLOOR MEP	27-82	90		B1	3'-0 1/2"	8'-0"	1 3/4"	3'-0 1/2"		HM	PT	HM1	HM	PT	LEVEL 2	DOOR TO AN EXIT STAIR
27TH FLOOR MEP	27-83	UNLABELED		D1	3'-0"	8'-0"	1 3/4"	3'-0"		HM	PT		HM	PT		
28TH FLOOR	28-01	90		B2	4'-4"	8'-0"	1 3/4"	1'-5"	2'-11"	HM	PT	HM4	HM	PT		DOOR TO GARBAGE ROOM
28TH FLOOR	28-02	90		B1	2'-8"	8'-0"	1 3/4"	2'-8"		HM	PT	HM4	HM	PT	LEVEL 1	DOOR TO ELECTRICAL CLOSET
28TH FLOOR	28-72	UNLABELED		D2	4'-2"	8'-0"	1 3/4"	1'-3"	2'-11"	HM	PT	HM4	HM	PT		
28TH FLOOR	28-81	90		B1	3'-0 1/2"	8'-0"	1 3/4"	3'-0 1/2"		HM	PT	HM4	HM	PT	LEVEL 2	DOOR TO AN EXIT STAIR
28TH FLOOR	28-82	90		B1	3'-0 1/2"	7'-0"	1 3/4"	3'-0 1/2"		HM	PT	HM4	HM	PT	LEVEL 2	DOOR TO AN EXIT STAIR
28TH FLOOR	28A-01A	45	35	C2	5'-0 1/2"	8'-0"	2 1/4"	2'-2"	2'-10 1/2"	WD	WDV-03	WD1	WD	WDV-03		DOOR TO RESIDENTIAL UNIT
28TH FLOOR	28A-01B	45	35	C1	3'-0"	8'-0"	2 1/4"	3'-0"		WD	WDV-03	WD1	WD	WDV-03		DOOR TO RESIDENTIAL UNIT
29TH FLOOR	29-01	90		B2	4'-4"	8'-0"	1 3/4"	1'-5"	2'-11"	HM	PT	HM4	HM	PT		DOOR TO GARBAGE ROOM
29TH FLOOR	29-02	90		B1	2'-8"	8'-0"	1 3/4"	2'-8"		HM	PT	HM4	HM	PT	LEVEL 1	DOOR TO ELECTRICAL CLOSET
29TH FLOOR	29-72	UNLABELED		D2	4'-2"	8'-0"	1 3/4"	1'-3"	2'-11"	HM	PT	HM4	HM	PT		
29TH FLOOR	29-81	90		B1	3'-0 1/2"	8'-0"	1 3/4"	3'-0 1/2"		HM	PT	HM4	HM	PT	LEVEL 2	DOOR TO AN EXIT STAIR
29TH FLOOR	29-82	90		B1	3'-0 1/2"	7'-0"	1 3/4"	3'-0 1/2"		HM	PT	HM4	HM	PT	LEVEL 2	DOOR TO AN EXIT STAIR
29TH FLOOR	29A-01	45	35	C1	3'-0"	8'-0"	2 1/4"	3'-0"		WD	WDV-03	WD1	WD	WDV-03		DOOR TO RESIDENTIAL UNIT
29TH FLOOR	29B-01	45	35	C1	3'-0"	8'-0"	2 1/4"	3'-0"		WD	WDV-03	WD1	WD	WDV-03		DOOR TO RESIDENTIAL UNIT
29TH FLOOR	29C-01	45	35	C1	3'-0"	8'-0"	2 1/4"	3'-0"		WD	WDV-03	WD1	WD	WDV-03		DOOR TO RESIDENTIAL UNIT
30TH FLOOR	30-01	90		B2	4'-4"	8'-0"	1 3/4"	1'-5"	2'-11"	HM	PT	HM4	HM	PT		DOOR TO GARBAGE ROOM
30TH FLOOR	30-02	90		B1	2'-8"	8'-0"	1 3/4"	2'-8"		HM	PT	HM4	HM	PT	LEVEL 1	DOOR TO ELECTRICAL CLOSET
30TH FLOOR	30-72	UNLABELED		D2	4'-2"	8'-0"	1 3/4"	1'-3"	2'-11"	HM	PT	HM4	HM	PT		
30TH FLOOR	30-81	90		B1	3'-0 1/2"	7'-0"	1 3/4"	3'-0 1/2"		HM	PT	HM4	HM	PT	LEVEL 2	DOOR TO AN EXIT STAIR
30TH FLOOR	30-82	90		B1	3'-0 1/2"	8'-0"	1 3/4"	3'-0 1/2"		HM	PT	HM4	HM	PT	LEVEL 2	DOOR TO AN EXIT STAIR
30TH FLOOR	30A-01	45	35	C1	3'-0"	8'-0"	2 1/4"	3'-0"		WD	WDV-03	WD1	WD	WDV-03		DOOR TO RESIDENTIAL UNIT
30TH FLOOR	30B-01	45	35	C1	3'-0"	8'-0"	2 1/4"	3'-0"		WD	WDV-03	WD1	WD	WDV-03		DOOR TO RESIDENTIAL UNIT
30TH FLOOR	30C-01	45	35	C1	3'-0"	8'-0"	2 1/4"	3'-0"		WD	WDV-03	WD1	WD	WDV-03		DOOR TO RESIDENTIAL UNIT
31ST FLOOR	31-01	90		B2	4'-4"	8'-0"	1 3/4"	1'-5"	2'-11"	HM	PT	HM4	HM	PT		DOOR TO GARBAGE ROOM
31ST FLOOR	31-02	90		B1	2'-8"	8'-0"	1 3/4"	2'-8"		HM	PT	HM4	HM	PT	LEVEL 1	DOOR TO ELECTRICAL CLOSET
31ST FLOOR	31-72	UNLABELED		D2	4'-2"	8'-0"	1 3/4"	1'-3"	2'-11"	HM	PT	HM4	HM	PT		
31ST FLOOR	31-81	90		B1	3'-0 1/2"	8'-0"	1 3/4"	3'-0 1/2"		HM	PT	HM4	HM	PT	LEVEL 2	DOOR TO AN EXIT STAIR
31ST FLOOR	31-82	90		B1	3'-0 1/2"	7'-0"	1 3/4"	3'-0 1/2"		HM	PT	HM4	HM	PT	LEVEL 2	DOOR TO AN EXIT STAIR
31ST FLOOR	31A-01	45	35	C1	3'-0"	8'-0"	2 1/4"	3'-0"		WD	WDV-03	WD1	WD	WDV-03		DOOR TO RESIDENTIAL UNIT
31ST FLOOR	31B-01	45	35	C1	3'-0"	8'-0"	2 1/4"	3'-0"		WD	WDV-03	WD1	WD	WDV-03		DOOR TO RESIDENTIAL UNIT
31ST FLOOR	31C-01	45	35	C1	3'-0"	8'-0"	2 1/4"	3'-0"		WD	WDV-03	WD1	WD	WDV-03		DOOR TO RESIDENTIAL UNIT
32ND FLOOR	32-01	90		B2	4'-4"	8'-0"	1 3/4"	1'-5"	2'-11"	HM	PT	HM4	HM	PT		DOOR TO GARBAGE ROOM
32ND FLOOR	32-02	90		B1	2'-8"	8'-0"	1 3/4"	2'-8"		HM	PT	HM4	HM	PT	LEVEL 1	DOOR TO ELECTRICAL CLOSET
32ND FLOOR	32-72	UNLABELED		D2	4'-2"	8'-0"	1 3/4"	1'-3"	2'-11"	HM	PT	HM4	HM	PT		
32ND FLOOR	32-81	90		B1	3'-0 1/2"	8'-0"	1 3/4"	3'-0 1/2"		HM	PT	HM4	HM	PT	LEVEL 2	DOOR TO AN EXIT STAIR
32ND FLOOR	32-82	90		B1	3'-0 1/2"	7'-0"	1 3/4"	3'-0 1/2"		HM	PT	HM4	HM	PT	LEVEL 2	DOOR TO AN EXIT STAIR
32ND FLOOR	32A-01	45	35	C1	3'-0"	8'-0"	2 1/4"	3'-0"		WD	WDV-03	WD1	WD	WDV-03		DOOR TO RESIDENTIAL UNIT
32ND FLOOR	32B-01	45	35	C1	3'-0"	8'-0"	2 1/4"	3'-0"		WD	WDV-03	WD1	WD	WDV-03		DOOR TO RESIDENTIAL UNIT
32ND FLOOR	32C-01	45	35	C1	3'-0"	8'-0"	2 1/4"	3'-0"		WD	WDV-03	WD1	WD	WDV-03		DOOR TO RESIDENTIAL UNIT
33RD FLOOR	33-01	90		B2	4'-4"	8'-0"	1 3/4"	1'-5"	2'-11"	HM	PT	HM4	HM	PT		DOOR TO GARBAGE ROOM
33RD FLOOR	33-02	90		B1	2'-8"	8'-0"	1 3/4"	2'-8"		HM	PT	HM4	HM	PT	LEVEL 1	DOOR TO ELECTRICAL CLOSET
33RD FLOOR	33-72	UNLABELED		D2	4'-2"	8'-0"	1 3/4"	1'-3"	2'-11"	HM	PT	HM4	HM	PT		
33RD FLOOR	33-81	90		B1	3'-0 1/2"	8'-0"	1 3/4"	3'-0 1/2"		HM	PT	HM4	HM	PT	LEVEL 2	DOOR TO AN EXIT STAIR
33RD FLOOR	33-82	90		B1	3'-0 1/2"	8'-0"	1 3/4"	3'-0 1/2"		HM	PT	HM4	HM	PT	LEVEL 2	DOOR TO AN EXIT STAIR
33RD FLOOR	33A-01	45	35	C1	3'-0"	8'-0"	2 1/4"	3'-0"		WD	WDV-03	WD1	WD	WDV-03		DOOR TO RESIDENTIAL UNIT
33RD FLOOR	33B-01	45	35	C1	3'-0"	8'-0"	2 1/4"	3'-0"		WD	WDV-03	WD1	WD	WDV-03		DOOR TO RESIDENTIAL UNIT
33RD FLOOR	33C-01	45	35	C1	3'-0"	8'-0"	2 1/4"	3'-0"		WD	WDV-03	WD1	WD	WDV-03		DOOR TO RESIDENTIAL UNIT
34TH FLOOR	34-01	90		B2	4'-4"	8'-0"	1 3/4"	1'-5"	2'-11"	HM	PT	HM4	HM	PT		DOOR TO GARBAGE ROOM
34TH FLOOR	34-02	90		B1	2'-8"	8'-0"	1 3/4"	2'-8"		HM	PT	HM4	HM	PT	LEVEL 1	DOOR TO ELECTRICAL CLOSET
34TH FLOOR	34-72	UNLABELED		D2	4'-2"	8'-0"	1 3/4"	1'-3"	2'-11"	HM	PT	HM4	HM	PT		
34TH FLOOR	34-81	90		B1	3'-0 1/2"	8'-0"	1 3/4"	3'-0 1/2"		HM	PT	HM4	HM	PT	LEVEL 2	DOOR TO AN EXIT STAIR
34TH FLOOR	34-82	90		B1	3'-0 1/2"	7'-0"	1 3/4"	3'-0 1/2"		HM	PT	HM4	HM	PT	LEVEL 2	DOOR TO AN EXIT STAIR
34TH FLOOR	34A-01	45	35	C1	3'-0"	8'-0"	2 1/4"	3'-0"		WD	WDV-03	WD1	WD	WDV-03		DOOR TO RESIDENTIAL UNIT
34TH FLOOR	34B-01	45	35	C1	3'-0"	8'-0"	2 1/4"	3'-0"		WD	WDV-03	WD1	WD	WDV-03		DOOR TO RESIDENTIAL UNIT
34TH FLOOR	34C-01	45	35	C1	3'-0"	8'-0"	2 1/4"	3'-0"		WD	WDV-03	WD1	WD	WDV-03		DOOR TO RESIDENTIAL UNIT
35TH FLOOR	35-01	90		B2	4'-4"	8'-0"	1 3/4"	1'-5"	2'-11"	HM	PT	HM4	HM	PT		DOOR TO GARBAGE ROOM
35TH FLOOR	35-02	90		B1	2'-8"	8'-0"	1 3/4"	2'-8"		HM	PT	HM4	HM	PT	LEVEL 1	DOOR TO ELECTRICAL CLOSET
35TH FLOOR	35-72	UNLABELED		D2	4'-2"	8'-0"	1 3/4"	1'-3"	2'-11"	HM	PT	HM4	HM	PT		
35TH FLOOR	35-81	90		B1	3'-0 1/2"	8'-0"	1 3/4"	3'-0 1/2"		HM	PT	HM4	HM	PT	LEVEL 2	DOOR TO AN EXIT STAIR
35TH FLOOR	35-82	90		B1	3'-0 1/2"	7'-0"	1 3/4"	3'-0 1/2"		HM	PT	HM4	HM	PT	LEVEL 2	DOOR TO AN EXIT STAIR
35TH FLOOR	35A-01	45	35	C1	3'-0"	8'-0"	2 1/4"	3'-0"		WD	WDV-03	WD1	WD	WDV-03		DOOR TO RESIDENTIAL UNIT
35TH FLOOR	35B-01	45	35	C1	3'-0"	8'-0"	2 1/4"	3'-0"		WD	WDV-03	WD1	WD	WDV-03		DOOR TO RESIDENTIAL UNIT
35TH FLOOR	35C-01	45	35	C1	3'-0"	8'-0"	2 1/4"	3'-0"		WD	WDV-03	WD1	WD	WDV-03		DOOR TO RESIDENTIAL UNIT
36TH FLOOR	36-01	90		B2	4'-4"	8'-0"	1 3/4"	1'-5"	2'-11"	HM	PT	HM4	HM	PT		DOOR TO GARBAGE ROOM
36TH FLOOR	36-02	90		B1	2'-8"	8'-0"	1 3/4"	2'-8"		HM	PT	HM4	HM	PT	LEVEL 1	DOOR TO ELECTRICAL CLOSET
36TH FLOOR	36-72	UNLABELED		D2	4'-2"	8'-0"	1 3/4"	1'-3"	2'-11"	HM	PT	HM4	HM	PT		
36TH FLOOR	36-81	90		B1	3'-0 1/2"	8'-0"	1 3/4"	3'-0 1/2"		HM	PT	HM4	HM	PT	LEVEL 2	DOOR TO AN EXIT STAIR
36TH FLOOR	36-82	90		B1	3'-0 1/2"	7'-0"	1 3/4"	3'-0 1/2"		HM	PT	HM4	HM	PT	LEVEL 2	DOOR TO AN EXIT STAIR
36TH FLOOR	36A-01	45	35	C1	3'-0"	8'-0"	2 1/4"	3'-0"		WD	WDV-03	WD1	WD	WDV-03		DOOR TO RESIDENTIAL UNIT
36TH FLOOR	36B-01	45	35	C1	3'-0"	8'-0"	2 1/4"	3'-0"		WD	WDV-03	WD1	WD	WDV-03		DOOR TO RESIDENTIAL UNIT
36TH FLOOR	36C-01	45	35	C1	3'-0"	8'-0"	2 1/4"	3'-0"		WD	WDV-03	WD1	WD	WDV-03		DOOR TO RESIDENTIAL UNIT
37TH FLOOR	37-01	90		B2	4'-4"	8'-0"	1 3/4"	1'-5"	2'-11"	HM	PT	HM4	HM	PT		DOOR TO GARBAGE ROOM
37TH FLOOR	37-02	90		B1	2'-8"	8'-0"	1 3/4"	2'-8"		HM	PT	HM4	HM	PT	LEVEL 1	DOOR TO ELECTRICAL CLOSET
37TH FLOOR	37-72	UNLABELED		D2	4'-2"	8'-0"	1 3/4"	1'-3"	2'-11"	HM	PT	HM4	HM	PT		
37TH FLOOR	37-81	90		B1	3'-0 1/2"	8'-0"	1 3/4"	3'-0 1/2"		HM	PT	HM4	HM	PT	LEVEL 2	DOOR TO AN EXIT STAIR
37TH FLOOR	37-82	90		B1	3'-0 1/2"	7'-0"	1 3/4"	3'-0 1/2"		HM	PT	HM4	HM	PT	LEVEL 2	DOOR TO AN EXIT STAIR
37TH FLOOR	37A-01	45	35	C1	3'-0"	8'-0"	2 1/4"	3'-0"		WD	WDV-03	WD1	WD	WDV-03		DOOR TO RESIDENTIAL UNIT
37TH FLOOR	37B-01	45	35	C1	3'-0"	8'-0"	2 1/4"	3'-0"		WD	WDV-03	WD1	WD	WDV-03		DOOR TO RESIDENTIAL UNIT
37TH FLOOR	37C-01	45	35	C1	3'-0"	8'-0"	2 1/4"	3'-0"		WD	WDV-03	WD1	WD	WDV-03		DOOR TO RESIDENTIAL UNIT
38TH FLOOR	38-01	90		B2	4'-4"	8'-0"	1 3/4"	1'-5"	2'-11"	HM	PT	HM4	HM	PT		DOOR TO GARBAGE ROOM
38TH FLOOR	38-02	90		B1	2'-8"	8'-0"	1 3/4"	2'-8"		HM	PT	HM4	HM	PT	LEVEL 1	DOOR TO ELECTRICAL CLOSET
38TH FLOOR	38-72	UNLABELED		D2	4'-2"	8'-0"	1 3/4"	1'-3"	2'-11"	HM	PT	HM4	HM	PT		
38TH FLOOR	38-81	90		B1	3'-0 1/2"	8'-0"	1 3/4"	3'-0 1/2"		HM	PT	HM4	HM	PT	LEVEL 2	DOOR TO AN EXIT STAIR
38TH FLOOR	38-82	90		B1	3'-0 1/2"	7'-0"	1 3/4"	3'-0 1/2"		HM	PT	HM4	HM	PT	LEVEL 2	DOOR TO AN EXIT STAIR
38TH FLOOR	38A-01	45	35	C1	3'-0"	8'-0"	2 1/4"	3'-0"		WD	WDV-03	WD1	WD	WDV-03		DOOR TO RESIDENTIAL UNIT
38TH FLOOR	38B-01	45	35	C1	3'-0"	8'-0"	2 1/4"	3'-0"		WD	WDV-03	WD1	WD	WDV-03		DOOR TO RESIDENTIAL UNIT
38TH FLOOR	38C-01	45	35	C1	3'-0"	8'-0"	2 1/4"	3'-0"		WD	WDV-03	WD1	WD	WDV-03		DOOR TO RESIDENTIAL UNIT
39TH FLOOR	39-01	90		B2	4'-4"	8'-0"	1 3/4"	1'-5"	2'-11"	HM	PT	HM4	HM	PT		DOOR TO GARBAGE ROOM
39TH FLOOR	39-02	90		B1	2'-8"	8'-0"	1 3/4"	2'-8"		HM	PT	HM4	HM	PT	LEVEL 1	DOOR TO ELECTRICAL CLOSET
39TH FLOOR	39-72	UNLABELED		D2	4'-2"	8'-0"	1 3/4"	1'-3"	2'-11"	HM	PT	HM4	HM	PT		
39TH FLOOR	39-81	90		B1	3'-0 1/2"	8'-0"	1 3/4"	3'-0 1/2"		HM	PT	HM4	HM	PT	LEVEL 2	DOOR TO AN EXIT STAIR
39TH FLOOR	39-82	90		B1	3'-0 1/2"	7'-0"	1 3/4"	3'-0 1/2"		HM	PT	HM4	HM	PT	LEVEL 2	DOOR TO AN EXIT STAIR
39TH FLOOR	39A-01	45	35	C1	3'-0"	8'-0"	2 1/4"	3'-0"		WD	WDV-03	WD1	WD	WDV-03		DOOR TO RESIDENTIAL UNIT
39TH FLOOR	39B-01	45	35	C1	3'-0"	8'-0"	2 1/4"	3'-0"		WD	WDV-03	WD1	WD	WDV-03		DOOR TO RESIDENTIAL UNIT
39TH FLOOR	39C-01	45	35	C1	3'-0"	8'-0"	2 1/4"	3'-0"		WD	WDV-03	WD1	WD	WDV-03		DOOR TO RESIDENTIAL UNIT
40TH FLOOR	40-01	90		B2	4'-4"	8'-0"	1 3/4"	1'-5"	2'-11"	HM	PT	HM4	HM	PT		DOOR TO GARBAGE ROOM
40TH FLOOR	40-02	90		B1	2'-8"	8'-0"	1 3/4"	2'-8"		HM	PT	HM4	HM	PT	LEVEL 1	DOOR TO ELECTRICAL CLOSET
40TH FLOOR	40-72	UNLABELED		D2	4'-2"	8'-0"	1 3/4"	1'-3"	2'-11"	HM	PT	HM4	HM	PT		
40TH FLOOR	40-81	90		B1	3'-0 1/2"	8'-0"	1 3/4"	3'-0 1/2"		HM	PT	HM4	HM	PT	LEVEL 2	DOOR TO AN EXIT STAIR
40TH FLOOR	40-82	90		B1	3'-0 1/2"	7'-0"	1 3/4"	3'-0 1/2"		HM	PT	HM4	HM	PT	LEVEL 2	DOOR TO AN EXIT STAIR
40TH FLOOR	40A-01	45	35	C1	3'-0"	8'-0"	2 1/4"	3'-0"		WD	WDV-03	WD1	WD	WDV-03		DOOR TO RESIDENTIAL UNIT
40TH FLOOR	40B-01	45	35	C1	3'-0"	8'-0"	2 1/4"	3'-0"		WD	WDV-03	WD1	WD	WDV-03		DOOR TO RESIDENTIAL UNIT
40TH FLOOR	40C-01	45	35	C1	3'-0"	8'-0"	2 1/4"	3'-0"		WD	WDV-03	WD1	WD	WDV-03		DOOR TO RESIDENTIAL UNIT
41ST FLOOR	41-01	90		B2	4'-4"	8'-0"	1 3/4"	1'-5"	2'-11"	HM	PT	HM4	HM	PT		DOOR TO GARBAGE ROOM
41ST FLOOR	41-02	90		B1	2'-8"	8'-0"	1 3/4"	2'-8"		HM	PT	HM4	HM	PT	LEVEL 1	DOOR TO ELECTRICAL CLOSET
41ST FLOOR	41-72	UNLABELED		D2	4'-2"	8'-0"	1 3/4"	1'-3"	2'-11"	HM	PT	HM4	HM	PT		
41ST FLOOR	41-81	90		B1	3'-0 1/2"	8'-0"	1 3/4"	3'-0 1/2"		HM	PT	HM4	HM	PT	LEVEL 2	DOOR TO AN EXIT STAIR
41ST FLOOR	41-82	90		B1	3'-0 1/2"	7'-0"	1 3/4"	3'-0 1/2"		HM	PT	HM4	HM	PT	LEVEL 2	DOOR TO AN EXIT STAIR
41ST FLOOR	41A-01	45	35	C1	3'-0"	8'-0"	2 1/4"	3'-0"		WD	WDV-03	WD1	WD	WDV-03		DOOR TO RESIDENTIAL UNIT
41ST FLOOR	41B-01	45	35	C1	3'-0"	8'-0"	2 1/4"	3'-0"		WD	WDV-03	WD1	WD	WDV-03		DOOR TO RESIDENTIAL UNIT
41ST FLOOR	41C-01	45	35	C1	3'-0"	8'-0"	2 1/4"	3'-0"		WD	WDV-03	WD1	WD	WDV-03		DOOR TO RESIDENTIAL UNIT
42ND FLOOR	42-01	90		B2	4'-4"	8'-0"	1 3/4"	1'-5"	2'-11"	HM	PT	HM4	HM	PT		DOOR TO GARBAGE ROOM
42ND FLOOR	42-02	90		B1	2'-8"	8'-0"	1 3/4"	2'-8"		HM	PT	HM4	HM	PT	LEVEL 1	DOOR TO ELECTRICAL CLOSET
42ND FLOOR	42-72	UNLABELED		D2	4'-2"	8'-0"	1 3/4"	1'-3"	2'-11"	HM	PT	HM4	HM	PT		
42ND FLOOR	42-81	90		B1	3'-0 1/2"	8'-0"	1 3/4"	3'-0 1/2"		HM	PT	HM4	HM	PT	LEVEL 2	DOOR TO AN EXIT STAIR
42ND FLOOR	42-82	90		B1	3'-0 1/2"	7'-0"	1 3/4"	3'-0 1/2"		HM	PT	HM4	HM	PT	LEVEL 2	DOOR TO AN EXIT STAIR
42ND FLOOR	42A-01	45	35	C1	3'-0"	8'-0"	2 1/4"	3'-0"		WD	WDV-03	WD1	WD	WDV-03		DOOR TO RESIDENTIAL UNIT
42ND FLOOR	42B-01	45	35	C1	3'-0"	8'-0"	2 1/4"	3'-0"		WD	WDV-03	WD1	WD	WDV-03		DOOR TO RESIDENTIAL UNIT
42ND FLOOR	42C-01	45	35	C1	3'-0"	8'-0"	2 1/4"	3'-0"		WD	WDV-03	WD1	WD	WDV-03		DOOR TO RESIDENTIAL UNIT
43RD FLOOR	43-01	90		B2	4'-4"	8'-0"	1 3/4"	1'-5"	2'-11"	HM	PT	HM4	HM	PT		DOOR TO GARBAGE ROOM
43RD FLOOR	43-02	90		B1	2'-8"	8'-0"	1 3/4"	2'-8"		HM	PT	HM4	HM	PT	LEVEL 1	DOOR TO ELECTRICAL CLOSET
43RD FLOOR	43-72	UNLABELED		D2	4'-2"	8'-0"	1 3/4"	1'-3"	2'-11"	HM	PT	HM4	HM	PT		
43RD FLOOR	43-81	90		B1	3'-0 1/2"	8'-0"	1 3/4"	3'-0 1/2"		HM	PT	HM4	HM	PT	LEVEL 2	DOOR TO AN EXIT STAIR
43RD FLOOR	43-82	90		B1	3'-0 1/2"	7'-0"	1 3/4"	3'-0 1/2"		HM	PT	HM4	HM	PT	LEVEL 2	DOOR TO AN EXIT STAIR
43RD FLOOR	43A-01	45	35	C1	3'-0"	8'-0"	2 1/4"	3'-0"		WD	WDV-03	WD1	WD	WDV-03		DOOR TO RESIDENTIAL UNIT
43RD FLOOR	43B-01	45	35	C1	3'-0"	8'-0"	2 1/4"	3'-0"		WD	WDV-03	WD1	WD	WDV-03		DOOR TO RESIDENTIAL UNIT
43RD FLOOR	43C-01	45	35	C1	3'-0"	8'-0"	2 1/4"	3'-0"		WD	WDV-03	WD1	WD	WDV-03		DOOR TO RESIDENTIAL UNIT
44TH FLOOR	44-01	90		B2	4'-4"	8'-0"	1 3/4"	1'-5"	2'-11"	HM	PT	HM4	HM	PT		DOOR TO GARBAGE ROOM
44TH FLOOR	44-02	90		B1	2'-8"	8'-0"	1 3/4"	2'-8"		HM	PT	HM4	HM	PT	LEVEL 1	DOOR TO ELECTRICAL CLOSET
44TH FLOOR	44-72	UNLABELED		D2	4'-2"	8'-0"	1 3/4"	1'-3"	2'-11"	HM	PT	HM4	HM	PT		
44TH FLOOR	44-81	90		B1	3'-0 1/2"	8'-0"	1 3/4"	3'-0 1/2"		HM	PT	HM4	HM	PT	LEVEL 2	DOOR TO AN EXIT STAIR
44TH FLOOR	44-82	90		B1	3'-0 1/2"	7'-0"	1 3/4"	3'-0 1/2"		HM	PT	HM4	HM	PT	LEVEL 2	DOOR TO AN EXIT STAIR
44TH FLOOR	44A-01	45	35	C1	3'-0"	8'-0"	2 1/4"	3'-0"		WD	WDV-03	WD1	WD	WDV-03		DOOR TO RESIDENTIAL UNIT
44TH FLOOR	44B-01	45	35	C1	3'-0"	8'-0"	2 1/4"	3'-0"		WD	WDV-03	WD1	WD	WDV-03		DOOR TO RESIDENTIAL UNIT
44TH FLOOR	44C-01	45	35	C1	3'-0"	8'-0"	2 1/4"	3'-0"		WD	WDV-03	WD1	WD	WDV-03		DOOR TO RESIDENTIAL UNIT
45TH FLOOR	45-01	90		B2	4'-4"	8'-0"	1 3/4"	1'-5"	2'-11"	HM	PT	HM4	HM	PT		DOOR TO GARBAGE ROOM
45TH FLOOR	45-02	90		B1	2'-8"	8'-0"	1 3/4"	2'-8"		HM	PT	HM4	HM	PT	LEVEL 1	DOOR TO ELECTRICAL CLOSET
45TH FLOOR	45-72	UNLABELED		D2	4'-2"	8'-0"	1 3/4"	1'-3"	2'-11"	HM	PT	HM4	HM	PT		
45TH FLOOR	45-81	90		B1	3'-0 1/2"	8'-0"	1 3/4"	3'-0 1/2"		HM	PT	HM4	HM	PT	LEVEL 2	DOOR TO AN EXIT STAIR
45TH FLOOR	45-82	90		B1	3'-0 1/2"	7'-0"	1 3/4"	3'-0 1/2"		HM	PT	HM4	HM	PT	LEVEL 2	DOOR TO AN EXIT STAIR
45TH FLOOR	45A-01	45	35	C1	3'-0"	8'-0"	2 1/4"	3'-0"		WD	WDV-03	WD1	WD	WDV-03		DOOR TO RESIDENTIAL UNIT
45TH FLOOR	45B-01	45	35	C1	3'-0"	8'-0"	2 1/4"	3'-0"		WD	WDV-03	WD1	WD	WDV-03		DOOR TO RESIDENTIAL UNIT
45TH FLOOR	45C-01	45	35	C1	3'-0"	8'-0"	2 1/4"	3'-0"		WD	WDV-03	WD1	WD	WDV-03		DOOR TO RESIDENTIAL UNIT
46TH FLOOR MEP	46-01	90		B2	4'-4"	8'-0"	1 3/4"	1'-5"	2'-11"	HM	PT	HM4	HM	PT		DOOR TO GARBAGE ROOM
46TH FLOOR MEP	46-02	90		B1	2'-8"	8'-0"	1 3/4"	2'-8"		HM	PT	HM4	HM	PT	LEVEL 1	DOOR TO ELECTRICAL CLOSET
46TH FLOOR MEP	46-05A	90		B1	4'-0"	8'-0"	1 3/4"	4'-0"		HM	PT	HM1	HM	PT		
46TH FLOOR MEP	46-05B	90		B1	3'-6"	8'-0"	1 3/4"	3'-6"		HM	PT	HM1	HM	PT		
46TH FLOOR MEP	46-05C	90		B1	3'-0"	8'-0"	1 3/4"	3'-0"		HM	PT	HM1	HM	PT		
46TH FLOOR MEP	46-05D	90		B1	4'-0"	8'-0"	1 3/4"	4'-0"		HM	PT	HM1	HM	PT	LEVEL 2	
46TH FLOOR MEP	46-05E	90		B1	4'-0"	8'-0"	1 3/4"	4'-0"		HM	PT	HM1	HM	PT	LEVEL 2	
46TH FLOOR MEP	46-72	UNLABELED		D2	4'-2"	8'-0"	1 3/4"	1'-3"	2'-11"	HM	PT	HM4	HM	PT		
46TH FLOOR MEP	46-81A	90		B1	3'-0 1/2"	8'-0"	1 3/4"	3'-0 1/2"		HM	PT	HM4	HM	PT	LEVEL 2	DOOR TO AN EXIT STAIR
46TH FLOOR MEP	46-81B	90		B1	3'-0 1/2"	8'-0"	1 3/4"	3'-0 1/2"		HM	PT	HM4	HM	PT	LEVEL 2	DOOR TO AN EXIT STAIR
46TH FLOOR MEP	46-82A	UNLABELED		D4	4'-0"	8'-0"	1 3/4"			HM	AL	HM	HM	PT		O/H ROLLING DOOR
46TH FLOOR MEP	46-82B	UNLABELED		D4	4'-0"	8'-0"	1 3/4"			HM	AL	HM	HM	PT		O/H ROLLING DOOR
47TH FLOOR	47-01	90		B2	4'-4"	8'-0"	1 3/4"	1'-5"	2'-11"	HM	PT	HM4	HM	PT		DOOR TO GARBAGE ROOM
47TH FLOOR	47-02	90		B1	2'-8"	8'-0"	1 3/4"	2'-8"		HM	PT	HM4	HM	PT	LEVEL 1	DOOR TO ELECTRICAL CLOSET
47TH FLOOR	47-04	90		B1	3'-0"	8'-0"	1 3/4"	3'-0"		WD	WDV-03	WD5	WD	WDV-03		DOOR TO STORAGE
47TH FLOOR	47-72	UNLABELED		D2	4'-2"	8'-0"	1 3/4"	1'-3"	2'-11"	HM	PT	HM4	HM	PT		
47TH FLOOR	47-81	90		B1	3'-0 1/2"	8'-0"	1 3/4"	3'-0 1/2"		HM	PT	HM4	HM	PT	LEVEL 2	DOOR TO AN EXIT STAIR
47TH FLOOR	47-82	90		B1	3'-0 1/2"	8'-0"	1 3/4"	3'-0 1/2"		HM	PT	HM4	HM	PT	LEVEL 2	DOOR TO AN EXIT STAIR
47TH FLOOR	47A-01	45	35	C1	3'-0"	8'-0"	2 1/4"	3'-0"		WD	WDV-03	WD1	WD	WDV-03		DOOR TO RESIDENTIAL UNIT
47TH FLOOR	47B-01	45	35	C1	3'-0"	8'-0"	2 1/4"	3'-0"		WD	WDV-03	WD1	WD	WDV-03		DOOR TO RESIDENTIAL UNIT
48TH FLOOR	48-01	90		B2	4'-4"	8'-0"	1 3/4"	1'-5"	2'-11"	HM	PT	HM4	HM	PT		DOOR TO GARBAGE ROOM
48TH FLOOR	48-02	90		B1	2'-8"	8'-0"	1 3/4"	2'-8"		HM	PT	HM4	HM	PT	LEVEL 1	DOOR TO ELECTRICAL CLOSET
48TH FLOOR	48-04	90		B1	3'-0"	8'-0"	1 3/4"	3'-0"		WD	WDV-03	WD5	WD	WDV-03		DOOR TO STORAGE
48TH FLOOR	48-72	UNLABELED		D2	4'-2"	8'-0"	1 3/4"	1'-3"	2'-11"	HM	PT	HM4	HM	PT		
48TH FLOOR	48-81	90		B1	3'-0 1/2"	8'-0"	1 3/4"	3'-0 1/2"		HM	PT	HM4	HM	PT	LEVEL 2	DOOR TO AN EXIT STAIR
48TH FLOOR	48-82	90		B1	3'-0 1/2"	8'-0"	1 3/4"	3'-0 1/2"		HM	PT	HM4	HM	PT	LEVEL 2	DOOR TO AN EXIT STAIR
48TH FLOOR	48A-01	45	35	C1	3'-0"	8'-0"	2 1/4"	3'-0"		WD	WDV-03	WD1	WD	WDV-03		DOOR TO RESIDENTIAL UNIT
48TH FLOOR	48B-01	45	35	C1	3'-0"	8'-0"	2 1/4"	3'-0"		WD	WDV-03	WD1	WD	WDV-03		DOOR TO RESIDENTIAL UNIT
49TH FLOOR	49-01	90		B2	4'-4"	8'-0"	1 3/4"	1'-5"	2'-11"	HM	PT	HM4	HM	PT		DOOR TO GARBAGE ROOM
49TH FLOOR	49-02	90		B1	2'-8"	8'-0"	1 3/4"	2'-8"		HM	PT	HM4	HM	PT	LEVEL 1	DOOR TO ELECTRICAL CLOSET
49TH FLOOR	49-04	90		B1	3'-0"	8'-0"	1 3/4"	3'-0"		WD	WDV-03	WD5	WD	WDV-03		DOOR TO STORAGE
49TH FLOOR	49-72	UNLABELED		D2	4'-2"	8'-0"	1 3/4"	1'-3"	2'-11"	HM	PT	HM4	HM	PT		
49TH FLOOR	49-81	90		B1	3'-0 1/2"	8'-0"	1 3/4"	3'-0 1/2"		HM	PT	HM4	HM	PT	LEVEL 2	DOOR TO AN EXIT STAIR
49TH FLOOR	49-82	90		B1	3'-0 1/2"	8'-0"	1 3/4"	3'-0 1/2"		HM	PT	HM4	HM	PT	LEVEL 2	DOOR TO AN EXIT STAIR
49TH FLOOR	49A-01	45	35	C1	3'-0"	8'-0"	2 1/4"	3'-0"		WD	WDV-03	WD1	WD	WDV-03		DOOR TO RESIDENTIAL UNIT
49TH FLOOR	49B-01	45	35	C1	3'-0"	8'-0"	2 1/4"	3'-0"		WD	WDV-03	WD1	WD	WDV-03		DOOR TO RESIDENTIAL UNIT
50TH FLOOR	50-01	90		B2	4'-4"	8'-0"	1 3/4"	1'-5"	2'-11"	HM	PT	HM4	HM	PT		DOOR TO GARBAGE ROOM
50TH FLOOR	50-02	90		B1	2'-8"	8'-0"	1 3/4"	2'-8"		HM	PT	HM4	HM	PT	LEVEL 1	DOOR TO ELECTRICAL CLOSET
50TH FLOOR	50-04	90		B1	3'-0"	8'-0"	1 3/4"	3'-0"		WD	WDV-03	WD5	WD	WDV-03		DOOR TO STORAGE
50TH FLOOR	50-72	UNLABELED		D2	4'-2"	8'-0"	1 3/4"	1'-3"	2'-11"	HM	PT	HM4	HM	PT		
50TH FLOOR	50-81	90		B1	3'-0 1/2"	8'-0"	1 3/4"	3'-0 1/2"		HM	PT	HM4	HM	PT	LEVEL 2	DOOR TO AN EXIT STAIR
50TH FLOOR	50-82	90		B1	3'-0 1/2"	7'-0"	1 3/4"	3'-0 1/2"		HM	PT	HM4	HM	PT	LEVEL 2	DOOR TO AN EXIT STAIR
50TH FLOOR	50A-01	45	35	C1	3'-0"	8'-0"	2 1/4"	3'-0"		WD	WDV-03	WD1	WD	WDV-03		DOOR TO RESIDENTIAL UNIT
50TH FLOOR	50B-01	45	35	C1	3'-0"	8'-0"	2 1/4"	3'-0"		WD	WDV-03	WD1	WD	WDV-03		DOOR TO RESIDENTIAL UNIT

FILE NAME: C:\Revit Local Files\EXTELL-865-AAI-TWR-CNF_hadlarim.rvt
PLOT DATE: 9/22/2015 11:28:25 AM

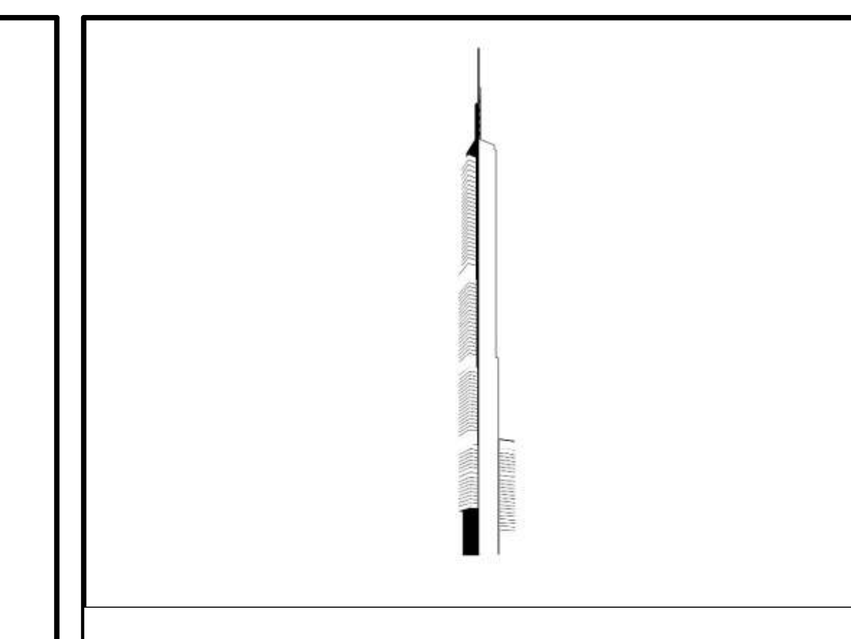

KEY PLAN:

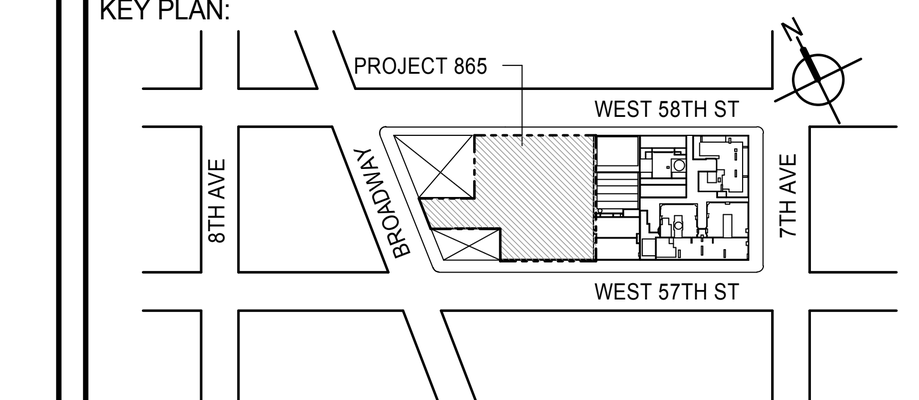

PROJECT NORTH

TRUE NORTH

DEVELOPER:
EXTELL DEVELOPMENT COMPANY
805 THIRD AVENUE, 7TH FLOOR
New York, NY 10022 USA
TEL: 212 712 6000 FAX: 212 712 6100

DESIGN ARCHITECT: Base Building Shell & Core
ADRIAN SMITH + GORDON GILL ARCHITECTURE
111 WEST MONROE STREET SUITE 2300
CHICAGO IL 60603
TEL: 312 920 1888 FAX: 312 920 1775

INTERIOR DESIGNER: Residential
Rottet Architecture and Design Studio, PLLC
298 Fifth Ave, 7th Floor
New York, NY 10001
TEL: 646 998 7000 FAX:

ARCHITECT OF RECORD: Base Building Shell, Core, & Residential
AAI ARCHITECTS, P.C.
401 Wellington St. W., 3rd Floor
Toronto, ON M5V 1E7 Canada
TEL: 416 967 1500 FAX: 416 967 7150

STRUCTURAL ENGINEERS:
WSP CANTOR SEINUK
228 EAST 45th Street
New York, NY 10017 USA
TEL: 212 687 9888 FAX: 646 487 5501

MEP ENGINEERS:
AKF GROUP
165 Broadway, 22nd Floor
New York, NY 10006 USA
TEL: 212 354 5656 FAX: 212 354 5668

GEOTECHNICAL ENGINEERS:
Langan Engineering & Environmental Services
21 Penn Plaza - 360 West 31st Street, 8th Floor
New York, NY 10001-2727
TEL: 212 479 5400 FAX: 212 479 5444

CODE CONSULTANTS:
Construction Consulting Associates
100 Church Street
New York, NY 10007
TEL: 212 385 1818 FAX: 212 385 1911

CURTAINWALL CONSULTANT:
AJLP Consulting
40 Worth Street. Suite 826
New York, NY 10013
TEL: 212 757 5659 FAX: 646 219 8508

LANDMARK/PRESERVATION CONSULTANT:
Jan Hird Pokorny Associates, Inc.
39 West 37th Street, 12A
New York, NY 10018
TEL: 212 759 6462 FAX: 212 759 6540

No.	DESCRIPTION	DATE
1	CD PROGRESS ISSUE 2	19 DEC 14
2	D.O.B. SUBMISSION	18 FEB 15
3	CD PROGRESS ISSUE 3	09 MAR 15
	D.O.B. SUBMISSION	27 APR 15
4	CD PROGRESS ISSUE 4	01 JUN 15
5	CD PROGRESS ISSUE 5	10 AUG 15
	D.O.B. AMENDMENT 2	21 SEP 15

NOT FOR BID/CONSTRUCTION

Discrepancies must be reported immediately to the Architect before proceeding. Only figured dimensions are to be used. Contractors must check all dimensions on site. This drawing is protected by copyright.

ALL DIMENSIONS ARE SHOWN IN IMPERIAL.

CONSULTANT:

AAI ARCHITECTS, P.C.

PROJECT:

217 WEST 57TH STREET
NEW YORK, NY

DRAWING TITLE:

DOOR SCHEDULE LEVEL 13 TO 50

SEAL & SIGNATURE:



DATE:	19 DEC 14
PROJECT No:	1216-00
DRAWN: Author	REV: 5
CHK: Checker	
SCALE:	
DWG No:	A-602.01
DOB PAGE No:	355 of 569

DOB EMPLOYEE STAMP:

DOB B-SCAN:

LEVEL	DOOR NUMBER	FIRE RATING (MIN) (SELF CLOSING)	ACOUSTIC RATING (STC)	DOOR								FRAME			HM METAL DOOR DUTY LEVEL	COMMENTS
				TYPE	WIDTH	HEIGHT	THICKNESS	PANEL 1	PANEL 2	MATERIAL	FINISH	TYPE	MATERIAL	FINISH		
51ST FLOOR	51-01	90		B2	4'-4"	8'-0"	1 3/4"	1'-5"	2'-11"	HM	PT	HM4	HM	PT	LEVEL 2	DOOR TO GARBAGE ROOM
51ST FLOOR	51-02	90		B1	2'-8"	8'-0"	1 3/4"	2'-8"		HM	PT	HM4	HM	PT	LEVEL 1	DOOR TO ELECTRICAL CLOSET
51ST FLOOR	51-04	90		B1	3'-0"	8'-0"	1 3/4"	3'-0"		WD	WDV-03	WD5	WD	WDV-03	-	DOOR TO STORAGE
51ST FLOOR	51-72	UNLABELED		D2	4'-2"	8'-0"	1 3/4"	1'-3"	2'-11"	HM	PT	HM4	HM	PT	LEVEL 2	
51ST FLOOR	51-81	90		B1	3'-0 1/2"	8'-0"	1 3/4"	3'-0 1/2"		HM	PT	HM4	HM	PT	LEVEL 2	DOOR TO AN EXIT STAIR
51ST FLOOR	51-82	90		B1	3'-0 1/2"	8'-0"	1 3/4"	3'-0 1/2"		HM	PT	HM4	HM	PT	LEVEL 2	DOOR TO AN EXIT STAIR
51ST FLOOR	51A-01	45	35	C1	3'-0"	8'-0"	2 1/4"	3'-0"		WD	WDV-03	WD1	WD	WDV-03	-	DOOR TO RESIDENTIAL UNIT
51ST FLOOR	51B-01	45	35	C1	3'-0"	8'-0"	2 1/4"	3'-0"		WD	WDV-03	WD1	WD	WDV-03	-	DOOR TO RESIDENTIAL UNIT
52ND FLOOR	52-01	90		B2	4'-4"	8'-0"	1 3/4"	1'-5"	2'-11"	HM	PT	HM4	HM	PT	LEVEL 2	DOOR TO GARBAGE ROOM
52ND FLOOR	52-02	90		B1	2'-8"	8'-0"	1 3/4"	2'-8"		HM	PT	HM4	HM	PT	LEVEL 1	DOOR TO ELECTRICAL CLOSET
52ND FLOOR	52-04	90		B1	3'-0"	8'-0"	1 3/4"	3'-0"		WD	WDV-03	WD5	WD	WDV-03	-	DOOR TO STORAGE
52ND FLOOR	52-72	UNLABELED		D2	4'-2"	8'-0"	1 3/4"	1'-3"	2'-11"	HM	PT	HM4	HM	PT	LEVEL 2	
52ND FLOOR	52-81	90		B1	3'-0 1/2"	8'-0"	1 3/4"	3'-0 1/2"		HM	PT	HM4	HM	PT	LEVEL 2	DOOR TO AN EXIT STAIR
52ND FLOOR	52-82	90		B1	3'-0 1/2"	8'-0"	1 3/4"	3'-0 1/2"		HM	PT	HM4	HM	PT	LEVEL 2	DOOR TO AN EXIT STAIR
52ND FLOOR	52A-01	45	35	C1	3'-0"	8'-0"	2 1/4"	3'-0"		WD	WDV-03	WD1	WD	WDV-03	-	DOOR TO RESIDENTIAL UNIT
52ND FLOOR	52B-01	45	35	C1	3'-0"	8'-0"	2 1/4"	3'-0"		WD	WDV-03	WD1	WD	WDV-03	-	DOOR TO RESIDENTIAL UNIT
53RD FLOOR	53-01	90		B2	4'-4"	8'-0"	1 3/4"	1'-5"	2'-11"	HM	PT	HM4	HM	PT	LEVEL 2	DOOR TO GARBAGE ROOM
53RD FLOOR	53-02	90		B1	2'-8"	8'-0"	1 3/4"	2'-8"		HM	PT	HM4	HM	PT	LEVEL 1	DOOR TO ELECTRICAL CLOSET
53RD FLOOR	53-04	90		B1	3'-0"	8'-0"	1 3/4"	3'-0"		WD	WDV-03	WD5	WD	WDV-03	-	DOOR TO STORAGE
53RD FLOOR	53-72	UNLABELED		D2	4'-2"	8'-0"	1 3/4"	1'-3"	2'-11"	HM	PT	HM4	HM	PT	LEVEL 2	
53RD FLOOR	53-81	90		B1	3'-0 1/2"	8'-0"	1 3/4"	3'-0 1/2"		HM	PT	HM4	HM	PT	LEVEL 2	DOOR TO AN EXIT STAIR
53RD FLOOR	53-82	90		B1	3'-0 1/2"	8'-0"	1 3/4"	3'-0 1/2"		HM	PT	HM4	HM	PT	LEVEL 2	DOOR TO AN EXIT STAIR
53RD FLOOR	53A-01	45	35	C1	3'-0"	8'-0"	2 1/4"	3'-0"		WD	WDV-03	WD1	WD	WDV-03	-	DOOR TO RESIDENTIAL UNIT
53RD FLOOR	53B-01	45	35	C1	3'-0"	8'-0"	2 1/4"	3'-0"		WD	WDV-03	WD1	WD	WDV-03	-	DOOR TO RESIDENTIAL UNIT
54TH FLOOR	54-01	90		B2	4'-4"	8'-0"	1 3/4"	1'-5"	2'-11"	HM	PT	HM4	HM	PT	LEVEL 2	DOOR TO GARBAGE ROOM
54TH FLOOR	54-02	90		B1	2'-8"	8'-0"	1 3/4"	2'-8"		HM	PT	HM4	HM	PT	LEVEL 1	DOOR TO ELECTRICAL CLOSET
54TH FLOOR	54-04	90		B1	3'-0"	8'-0"	1 3/4"	3'-0"		WD	WDV-03	WD5	WD	WDV-03	-	DOOR TO STORAGE
54TH FLOOR	54-72	UNLABELED		D2	4'-2"	8'-0"	1 3/4"	1'-3"	2'-11"	HM	PT	HM4	HM	PT	LEVEL 2	
54TH FLOOR	54-81	90		B1	3'-0 1/2"	8'-0"	1 3/4"	3'-0 1/2"		HM	PT	HM4	HM	PT	LEVEL 2	DOOR TO AN EXIT STAIR
54TH FLOOR	54-82	90		B1	3'-0 1/2"	8'-0"	1 3/4"	3'-0 1/2"		HM	PT	HM4	HM	PT	LEVEL 2	DOOR TO AN EXIT STAIR
54TH FLOOR	54A-01	45	35	C1	3'-0"	8'-0"	2 1/4"	3'-0"		WD	WDV-03	WD1	WD	WDV-03	-	DOOR TO RESIDENTIAL UNIT
54TH FLOOR	54B-01	45	35	C1	3'-0"	8'-0"	2 1/4"	3'-0"		WD	WDV-03	WD1	WD	WDV-03	-	DOOR TO RESIDENTIAL UNIT
55TH FLOOR	55-01	90		B2	4'-4"	8'-0"	1 3/4"	1'-5"	2'-11"	HM	PT	HM4	HM	PT	LEVEL 2	DOOR TO GARBAGE ROOM
55TH FLOOR	55-02	90		B1	2'-8"	8'-0"	1 3/4"	2'-8"		HM	PT	HM4	HM	PT	LEVEL 1	DOOR TO ELECTRICAL CLOSET
55TH FLOOR	55-04	90		B1	3'-0"	8'-0"	1 3/4"	3'-0"		WD	WDV-03	WD5	WD	WDV-03	-	DOOR TO STORAGE
55TH FLOOR	55-72	UNLABELED		D2	4'-2"	8'-0"	1 3/4"	1'-3"	2'-11"	HM	PT	HM4	HM	PT	LEVEL 2	
55TH FLOOR	55-81	90		B1	3'-0 1/2"	8'-0"	1 3/4"	3'-0 1/2"		HM	PT	HM4	HM	PT	LEVEL 2	DOOR TO AN EXIT STAIR
55TH FLOOR	55-82	90		B1	3'-0 1/2"	8'-0"	1 3/4"	3'-0 1/2"		HM	PT	HM4	HM	PT	LEVEL 2	DOOR TO AN EXIT STAIR
55TH FLOOR	55A-01	45	35	C1	3'-0"	8'-0"	2 1/4"	3'-0"		WD	WDV-03	WD1	WD	WDV-03	-	DOOR TO RESIDENTIAL UNIT
55TH FLOOR	55B-01	45	35	C1	3'-0"	8'-0"	2 1/4"	3'-0"		WD	WDV-03	WD1	WD	WDV-03	-	DOOR TO RESIDENTIAL UNIT
56TH FLOOR	56-01	90		B2	4'-4"	8'-0"	1 3/4"	1'-5"	2'-11"	HM	PT	HM4	HM	PT	LEVEL 2	DOOR TO GARBAGE ROOM
56TH FLOOR	56-02	90		B1	2'-8"	8'-0"	1 3/4"	2'-8"		HM	PT	HM4	HM	PT	LEVEL 1	DOOR TO ELECTRICAL CLOSET
56TH FLOOR	56-04	90		B1	3'-0"	8'-0"	1 3/4"	3'-0"		WD	WDV-03	WD5	WD	WDV-03	-	DOOR TO STORAGE
56TH FLOOR	56-72	UNLABELED		D2	4'-2"	8'-0"	1 3/4"	1'-3"	2'-11"	HM	PT	HM4	HM	PT	LEVEL 2	
56TH FLOOR	56-81	90		B1	3'-0 1/2"	8'-0"	1 3/4"	3'-0 1/2"		HM	PT	HM4	HM	PT	LEVEL 2	DOOR TO AN EXIT STAIR
56TH FLOOR	56-82	90		B1	3'-0 1/2"	8'-0"	1 3/4"	3'-0 1/2"		HM	PT	HM4	HM	PT	LEVEL 2	DOOR TO AN EXIT STAIR
56TH FLOOR	56A-01	45	35	C1	3'-0"	8'-0"	2 1/4"	3'-0"		WD	WDV-03	WD1	WD	WDV-03	-	DOOR TO RESIDENTIAL UNIT
56TH FLOOR	56B-01	45	35	C1	3'-0"	8'-0"	2 1/4"	3'-0"		WD	WDV-03	WD1	WD	WDV-03	-	DOOR TO RESIDENTIAL UNIT
57TH FLOOR	57-01	90		B2	4'-4"	8'-0"	1 3/4"	1'-5"	2'-11"	HM	PT	HM4	HM	PT	LEVEL 2	DOOR TO GARBAGE ROOM
57TH FLOOR	57-02	90		B1	2'-8"	8'-0"	1 3/4"	2'-8"		HM	PT	HM4	HM	PT	LEVEL 1	DOOR TO ELECTRICAL CLOSET
57TH FLOOR	57-04	90		B1	3'-0"	8'-0"	1 3/4"	3'-0"		WD	WDV-03	WD5	WD	WDV-03	-	DOOR TO STORAGE
57TH FLOOR	57-72	UNLABELED		D2	4'-2"	8'-0"	1 3/4"	1'-3"	2'-11"	HM	PT	HM4	HM	PT	LEVEL 2	
57TH FLOOR	57-81	90		B1	3'-0 1/2"	8'-0"	1 3/4"	3'-0 1/2"		HM	PT	HM4	HM	PT	LEVEL 2	DOOR TO AN EXIT STAIR
57TH FLOOR	57-82	90		B1	3'-0 1/2"	8'-0"	1 3/4"	3'-0 1/2"		HM	PT	HM4	HM	PT	LEVEL 2	DOOR TO AN EXIT STAIR
57TH FLOOR	57A-01	45	35	C1	3'-0"	8'-0"	2 1/4"	3'-0"		WD	WDV-03	WD1	WD	WDV-03	-	DOOR TO RESIDENTIAL UNIT
57TH FLOOR	57B-01	45	35	C1	3'-0"	8'-0"	2 1/4"	3'-0"		WD	WDV-03	WD1	WD	WDV-03	-	DOOR TO RESIDENTIAL UNIT
58TH FLOOR	58-01	90		B2	4'-4"	8'-0"	1 3/4"	1'-5"	2'-11"	HM	PT	HM4	HM	PT	LEVEL 2	DOOR TO GARBAGE ROOM
58TH FLOOR	58-02	90		B1	2'-8"	8'-0"	1 3/4"	2'-8"		HM	PT	HM4	HM	PT	LEVEL 1	DOOR TO ELECTRICAL CLOSET
58TH FLOOR	58-04	90		B1	3'-0"	8'-0"	1 3/4"	3'-0"		WD	WDV-03	WD5	WD	WDV-03	-	DOOR TO STORAGE
58TH FLOOR	58-72	UNLABELED		D2	4'-2"	8'-0"	1 3/4"	1'-3"	2'-11"	HM	PT	HM4	HM	PT	LEVEL 2	
58TH FLOOR	58-81	90		B1	3'-0 1/2"	8'-0"	1 3/4"	3'-0 1/2"		HM	PT	HM4	HM	PT	LEVEL 2	DOOR TO AN EXIT STAIR
58TH FLOOR	58-82	90		B1	3'-0 1/2"	8'-0"	1 3/4"	3'-0 1/2"		HM	PT	HM4	HM	PT	LEVEL 2	DOOR TO AN EXIT STAIR
58TH FLOOR	58A-01	45	35	C1	3'-0"	8'-0"	2 1/4"	3'-0"		WD	WDV-03	WD1	WD	WDV-03	-	DOOR TO RESIDENTIAL UNIT
58TH FLOOR	58B-01	45	35	C1	3'-0"	8'-0"	2 1/4"	3'-0"		WD	WDV-03	WD1	WD	WDV-03	-	DOOR TO RESIDENTIAL UNIT
59TH FLOOR	59-01	90		B2	4'-4"	8'-0"	1 3/4"	1'-5"	2'-11"	HM	PT	HM4	HM	PT	LEVEL 2	DOOR TO GARBAGE ROOM
59TH FLOOR	59-02	90		B1	2'-8"	8'-0"	1 3/4"	2'-8"		HM	PT	HM4	HM	PT	LEVEL 1	DOOR TO ELECTRICAL CLOSET
59TH FLOOR	59-04	90		B1	3'-0"	8'-0"	1 3/4"	3'-0"		WD	WDV-03	WD5	WD	WDV-03	-	DOOR TO STORAGE
59TH FLOOR	59-72	UNLABELED		D2	4'-2"	8'-0"	1 3/4"	1'-3"	2'-11"	HM	PT	HM4	HM	PT	LEVEL 2	
59TH FLOOR	59-81	90		B1	3'-0 1/2"	8'-0"	1 3/4"	3'-0 1/2"		HM	PT	HM4	HM	PT	LEVEL 2	DOOR TO AN EXIT STAIR
59TH FLOOR	59-82	90		B1	3'-0 1/2"	8'-0"	1 3/4"	3'-0 1/2"		HM	PT	HM4	HM	PT	LEVEL 2	DOOR TO AN EXIT STAIR
59TH FLOOR	59A-01	45	35	C1	3'-0"	8'-0"	2 1/4"	3'-0"		WD	WDV-03	WD1	WD	WDV-03	-	DOOR TO RESIDENTIAL UNIT
59TH FLOOR	59B-01	45	35	C1	3'-0"	8'-0"	2 1/4"	3'-0"		WD	WDV-03	WD1	WD	WDV-03	-	DOOR TO RESIDENTIAL UNIT
60TH FLOOR	60-01	90		B2	4'-4"	8'-0"	1 3/4"	1'-5"	2'-11"	HM	PT	HM4	HM	PT	LEVEL 2	DOOR TO GARBAGE ROOM
60TH FLOOR	60-02	90		B1	2'-8"	8'-0"	1 3/4"	2'-8"		HM	PT	HM4	HM	PT	LEVEL 1	DOOR TO ELECTRICAL CLOSET
60TH FLOOR	60-04	90		B1	3'-0"	8'-0"	1 3/4"	3'-0"		WD	WDV-03	WD5	WD	WDV-03	-	DOOR TO STORAGE
60TH FLOOR	60-72	UNLABELED		D2	4'-2"	8'-0"	1 3/4"	1'-3"	2'-11"	HM	PT	HM4	HM	PT	LEVEL 2	
60TH FLOOR	60-81	90		B1	3'-0 1/2"	8'-0"	1 3/4"	3'-0 1/2"		HM	PT	HM4	HM	PT	LEVEL 2	DOOR TO AN EXIT STAIR
60TH FLOOR	60-82	90		B1	3'-0 1/2"	8'-0"	1 3/4"	3'-0 1/2"		HM	PT	HM4	HM	PT	LEVEL 2	DOOR TO AN EXIT STAIR
60TH FLOOR	60A-01	45	35	C1	3'-0"	8'-0"	2 1/4"	3'-0"		WD	WDV-03	WD1	WD	WDV-03	-	DOOR TO RESIDENTIAL UNIT
60TH FLOOR	60B-01	45	35	C1	3'-0"	8'-0"	2 1/4"	3'-0"		WD	WDV-03	WD1	WD	WDV-03	-	DOOR TO RESIDENTIAL UNIT
61ST FLOOR	61-01	90		B2	4'-4"	8'-0"	1 3/4"	1'-5"	2'-11"	HM	PT	HM4	HM	PT	LEVEL 2	DOOR TO GARBAGE ROOM
61ST FLOOR	61-02	90		B1	2'-8"	8'-0"	1 3/4"	2'-8"		HM	PT	HM4	HM	PT	LEVEL 1	DOOR TO ELECTRICAL CLOSET
61ST FLOOR	61-04	90		B1	3'-0"	8'-0"	1 3/4"	3'-0"		WD	WDV-03	WD5	WD	WDV-03	-	DOOR TO STORAGE
61ST FLOOR	61-72	UNLABELED		D2	4'-2"	8'-0"	1 3/4"	1'-3"	2'-11"	HM	PT	HM4	HM	PT	LEVEL 2	
61ST FLOOR	61-81	90		B1	3'-0 1/2"	8'-0"	1 3/4"	3'-0 1/2"		HM	PT	HM4	HM	PT	LEVEL 2	DOOR TO AN EXIT STAIR
61ST FLOOR	61-82	90		B1	3'-0 1/2"	8'-0"	1 3/4"	3'-0 1/2"		HM	PT	HM4	HM	PT	LEVEL 2	DOOR TO AN EXIT STAIR
61ST FLOOR	61A-01	45	35	C1	3'-0"	8'-0"	2 1/4"	3'-0"		WD	WDV-03	WD1	WD	WDV-03	-	DOOR TO RESIDENTIAL UNIT
61ST FLOOR	61B-01	45	35	C1	3'-0"	8'-0"	2 1/4"	3'-0"		WD	WDV-03	WD1	WD	WDV-03	-	DOOR TO RESIDENTIAL UNIT
62ND FLOOR	62-01	90		B2	4'-4"	8'-0"	1 3/4"	1'-5"	2'-11"	HM	PT	HM4	HM	PT	LEVEL 2	DOOR TO GARBAGE ROOM
62ND FLOOR	62-02	90		B1	2'-8"	8'-0"	1 3/4"	2'-8"		HM	PT	HM4	HM	PT	LEVEL 1	DOOR TO ELECTRICAL CLOSET
62ND FLOOR	62-04	90		B1	3'-0"	8'-0"	1 3/4"	3'-0"		WD	WDV-03	WD5	WD	WDV-03	-	DOOR TO STORAGE
62ND FLOOR	62-72	UNLABELED		D2	4'-2"	8'-0"	1 3/4"	1'-3"	2'-11"	HM	PT	HM4	HM	PT	LEVEL 2	
62ND FLOOR	62-81	90		B1	3'-0 1/2"	8'-0"	1 3/4"	3'-0 1/2"		HM	PT	HM4	HM	PT	LEVEL 2	DOOR TO AN EXIT STAIR
62ND FLOOR	62-82	90		B1	3'-0 1/2"	8'-0"	1 3/4"	3'-0 1/2"		HM	PT	HM4	HM	PT	LEVEL 2	DOOR TO AN EXIT STAIR
62ND FLOOR	62A-01	45	35	C1	3'-0"	8'-0"	2 1/4"	3'-0"		WD	WDV-03	WD1	WD	WDV-03	-	DOOR TO RESIDENTIAL UNIT
62ND FLOOR	62B-01	45	35	C1	3'-0"	8'-0"	2 1/4"	3'-0"		WD	WDV-03	WD1	WD	WDV-03	-	DOOR TO RESIDENTIAL UNIT
63RD FLOOR	63-01	90		B2	4'-4"	8'-0"	1 3/4"	1'-5"	2'-11"	HM	PT	HM4	HM	PT	LEVEL 2	DOOR TO GARBAGE ROOM
63RD FLOOR	63-02	90		B1	2'-8"	8'-0"	1 3/4"	2'-8"		HM	PT	HM4	HM	PT	LEVEL 1	DOOR TO ELECTRICAL CLOSET
63RD FLOOR	63-04	90		B1	3'-0"	8'-0"	1 3/4"	3'-0"		WD	WDV-03	WD5	WD	WDV-03	-	DOOR TO STORAGE
63RD FLOOR	63-72	UNLABELED		D2	4'-2"	8'-0"	1 3/4"	1'-3"	2'-11"	HM	PT	HM4	HM	PT	LEVEL 2	
63RD FLOOR	63-81	90		B1	3'-0 1/2"	8'-0"	1 3/4"	3'-0 1/2"		HM	PT	HM4	HM	PT	LEVEL 2	DOOR TO AN EXIT STAIR
63RD FLOOR	63-82	90		B1	3'-0 1/2"	8'-0"	1 3/4"	3'-0 1/2"		HM	PT	HM4	HM	PT	LEVEL 2	DOOR TO AN EXIT STAIR
63RD FLOOR	63A-01	45	35	C1	3'-0"	8'-0"	2 1/4"	3'-0"		WD	WDV-03	WD1	WD	WDV-03	-	DOOR TO RESIDENTIAL UNIT
63RD FLOOR	63B-01	45	35	C1	3'-0"	8'-0"	2 1/4"	3'-0"		WD	WDV-03	WD1	WD	WDV-03	-	DOOR TO RESIDENTIAL UNIT
64TH FLOOR	64-01	90		B2	4'-4"	8'-0"	1 3/4"	1'-5"	2'-11"	HM	PT	HM4	HM	PT	LEVEL 2	DOOR TO GARBAGE ROOM
64TH FLOOR	64-02	90		B1	2'-8"	8'-0"	1 3/4"	2'-8"		HM	PT	HM4	HM	PT	LEVEL 1	DOOR TO ELECTRICAL CLOSET
64TH FLOOR	64-04	90		B1	3'-0"	8'-0"	1 3/4"	3'-0"		WD	WDV-03	WD5	WD	WDV-03	-	DOOR TO STORAGE
64TH FLOOR	64-72	UNLABELED		D2	4'-2"	8'-0"	1 3/4"	1'-3"	2'-11"	HM	PT	HM4	HM	PT	LEVEL 2	
64TH FLOOR	64-81	90		B1	3'-0 1/2"	8'-0"	1 3/4"	3'-0 1/2"		HM	PT	HM4	HM	PT	LEVEL 2	DOOR TO AN EXIT STAIR
64TH FLOOR	64-82	90		B1	3'-0 1/2"	8'-0"	1 3/4"	3'-0 1/2"		HM	PT	HM4	HM	PT	LEVEL 2	DOOR TO AN EXIT STAIR
64TH FLOOR	64A-01	45	35	C1	3'-0"	8'-0"	2 1/4"	3'-0"		WD	WDV-03	WD1	WD	WDV-03	-	DOOR TO RESIDENTIAL UNIT
64TH FLOOR	64B-01	45	35	C1	3'-0"	8'-0"	2 1/4"	3'-0"		WD	WDV-03	WD1	WD	WDV-03	-	DOOR TO RESIDENTIAL UNIT
65TH FLOOR	65-01	90		B2	4'-4"	8'-0"	1 3/4"	1'-5"	2'-11"	HM	PT	HM4	HM	PT	LEVEL 2	DOOR TO GARBAGE ROOM
65TH FLOOR	65-02	90		B1	2'-8"	8'-0"	1 3/4"	2'-8"		HM	PT	HM4	HM	PT	LEVEL 1	DOOR TO ELECTRICAL CLOSET
65TH FLOOR	65-04	90		B1	3'-0"	8'-0"	1 3/4"	3'-0"		WD	WDV-03	WD5	WD	WDV-03	-	DOOR TO STORAGE
65TH FLOOR	65-72	UNLABELED		D2	4'-2"	8'-0"	1 3/4"	1'-3"	2'-11"	HM	PT	HM4	HM	PT	LEVEL 2	
65TH FLOOR	65-81	90		B1	3'-0 1/2"	8'-0"	1 3/4"	3'-0 1/2"		HM	PT	HM4	HM	PT	LEVEL 2	DOOR TO AN EXIT STAIR
65TH FLOOR	65-82	90		B1	3'-0 1/2"	8'-0"	1 3/4"	3'-0 1/2"		HM	PT	HM4	HM	PT	LEVEL 2	DOOR TO AN EXIT STAIR
65TH FLOOR	65A-01	45	35	C1	3'-0"	8'-0"	2 1/4"	3'-0"		WD	WDV-03	WD1	WD	WDV-03	-	DOOR TO RESIDENTIAL UNIT
65TH FLOOR	65B-01	45	35	C1	3'-0"	8'-0"	2 1/4"	3'-0"		WD	WDV-03	WD1	WD	WDV-03	-	DOOR TO RESIDENTIAL UNIT
66TH FLOOR	66-01	90		B2	4'-4"	8'-0"	1 3/4"	1'-5"	2'-11"	HM	PT	HM4	HM	PT	LEVEL 2	DOOR TO GARBAGE ROOM
66TH FLOOR	66-02	90		B1	2'-8"	8'-0"	1 3/4"	2'-8"		HM	PT	HM4	HM	PT	LEVEL 1	DOOR TO ELECTRICAL CLOSET
66TH FLOOR	66-04	90		B1	3'-0"	8'-0"	1 3/4"	3'-0"		WD	WDV-03	WD5	WD	WDV-03	-	DOOR TO STORAGE
66TH FLOOR	66-72	UNLABELED		D2	4'-2"	8'-0"	1 3/4"	1'-3"	2'-11"	HM	PT	HM4	HM	PT	LEVEL 2	
66TH FLOOR	66-81	90		B1	3'-0 1/2"	7'-0"	1 3/4"	3'-0 1/2"		HM	PT	HM4	HM	PT	LEVEL 2	DOOR TO AN EXIT STAIR
66TH FLOOR	66-82	90		B1	3'-0 1/2"	8'-0"	1 3/4"	3'-0 1/2"		HM	PT	HM4	HM	PT	LEVEL 2	DOOR TO AN EXIT STAIR
66TH FLOOR	66A-01	45	35	C1	3'-0"	8'-0"	2 1/4"	3'-0"		WD	WDV-03	WD1	WD	WDV-03	-	DOOR TO RESIDENTIAL UNIT
66TH FLOOR	66B-01	45	35	C1	3'-0"	8'-0"	2 1/4"	3'-0"		WD	WDV-03	WD1	WD	WDV-03	-	DOOR TO RESIDENTIAL UNIT
67TH FLOOR MEP	67-01	90		B2	4'-4"	8'-0"	1 3/4"	1'-5"	2'-11"	HM	PT	HM4	HM	PT	LEVEL 2	DOOR TO GARBAGE ROOM
67TH FLOOR MEP	67-02	90		B1	2'-8"	8'-0"	1 3/4"	2'-8"		HM	PT	HM4	HM	PT	LEVEL 1	DOOR TO ELECTRICAL CLOSET
67TH FLOOR MEP	67-05A	90		B1	4'-0"	8'-0"	1 3/4"	4'-0"		HM	PT	HM1	HM	PT	LEVEL 2	
67TH FLOOR MEP	67-05B	90		B1	4'-0"	8'-0"	1 3/4"	4'-0"		HM	PT	HM1	HM	PT	LEVEL 2	
67TH FLOOR MEP	67-05C	90		B1	4'-0"	8'-0"	1 3/4"	4'-0"		HM	PT	HM1	HM	PT	LEVEL 2	
67TH FLOOR MEP	67-10A	90		B2	6'-0"	8'-0"	1 3/4"	3'-0"	3'-0"	HM	PT		HM	PT	LEVEL 2	
67TH FLOOR MEP	67-10B	90		B1	4'-0"	8'-0"	1 3/4"	4'-0"		HM	PT		HM	PT	LEVEL 2	
67TH FLOOR MEP	67-81A	90		B1	3'-0 1/2"	8'-0"	1 3/4"	3'-0 1/2"		HM	PT	HM4	HM	PT	LEVEL 2	DOOR TO AN EXIT STAIR
67TH FLOOR MEP	67-81B	UNLABELED		D4	4'-0"	8'-0"	1 3/4"			HM	AL	WD2	HM	PT		O/H ROLLING DOOR
67TH FLOOR MEP	67-82A	90		B1	3'-0 1/2"	8'-0"	1 3/4"	3'-0 1/2"		HM	PT	HM4	HM	PT	LEVEL 2	DOOR TO AN EXIT STAIR
67TH FLOOR MEP	67-82B	UNLABELED		D4	4'-0"	8'-0"	1 3/4"			HM	AL	WD2	HM	PT		O/H ROLLING DOOR
67TH FLOOR INTER	67A-01	90		B2	4'-4"	8'-0"	1 3/4"	1'-5"	2'-11"	HM	PT	HM4	HM	PT	LEVEL 2	DOOR TO GARBAGE ROOM
67TH FLOOR INTER	67A-02	90		B1	2'-8"	8'-0"	1 3/4"	2'-8"		HM	PT	HM4	HM	PT	LEVEL 1	DOOR TO ELECTRICAL CLOSET
67TH FLOOR INTER	67A-05	90		B1	4'-0"	8'-0"	1 3/4"	4'-0"		HM	PT	HM1	HM	PT	LEVEL 2	
67TH FLOOR INTER	67A-06	90		B1	4'-0"	8'-0"	1 3/4"	4'-0"		HM	PT	HM1	HM	PT	LEVEL 2	
67TH FLOOR INTER	67A-81	90		B1	3'-0 1/2"	8'-0"	1 3/4"	3'-0 1/2"		HM	PT	HM4	HM	PT	LEVEL 2	DOOR TO AN EXIT STAIR
67TH FLOOR INTER	67A-82	90		B1	3'-0 1/2"	8'-0"	1 3/4"	3'-0 1/2"		HM	PT	HM4	HM	PT	LEVEL 2	DOOR TO AN EXIT STAIR
68TH FLOOR	10-03	UNLABELED		D1	3'-0"	8'-0"	1 3/4"	3'-0"		WD	PT		WD	PT		
68TH FLOOR	10-04	UNLABELED		D1	3'-0"	8'-0"	1 3/4"	3'-0"		WD	PT		WD	PT		
68TH FLOOR	68-01	90		B2	4'-4"	8'-0"	1 3/4"	1'-5"	2'-11"	HM	PT	HM4	HM	PT	LEVEL 2	DOOR TO GARBAGE ROOM
68TH FLOOR	68-10	UNLABELED		D2	6'-0"	8'-0"	1 3/4"	3'-0"	3'-0"	WD	PT	WD5	WD	PT	-	
68TH FLOOR	68-20	UNLABELED		D2	6'-0"	8'-0"	1 3/4"	3'-0"	3'-0"	WD	PT	WD5	WD	PT	-	
68TH FLOOR	68-21	UNLABELED		D2	6'-0"	8'-0"	1 3/4"	3'-0"	3'-0"	WD	PT	WD5	WD	PT	-	CLOSET DOUBLE
68TH FLOOR	68-35A	UNLABELED		D1	3'-0"	8'-0"	1 3/4"	3'-0"		WD	PT	WD5	WD	PT	-	
68TH FLOOR	68-35B	UNLABELED		D1	3'-0"	8'-0"	1 3/4"	3'-0"		WD	PT	WD5	WD	PT	-	
68TH FLOOR	68-36A	UNLABELED		D1	3'-0"	8'-0"	1 3/4"	3'-0"		WD	PT	WD5	WD	PT	-	
68TH FLOOR	68-36B	UNLABELED		D1	3'-0"	8'-0"	1 3/4"	3'-0"		WD	PT	WD5	WD	PT	-	
68TH FLOOR	68-40A	UNLABELED		D2	6'-0"	8'-0"	1 3/4"	3'-0"	3'-0"	WD	PT	WD5	WD	PT	-	
68TH FLOOR	68-40B	UNLABELED		D1	3'-0"	8'-0"	1 3/4"	3'-0"		WD	PT	WD5	WD	PT	-	
68TH FLOOR	68-40C	UNLABELED		D2	6'-0"	8'-0"	1 3/4"	3'-0"	3'-0"	WD	PT	WD5	WD	PT	-	
68TH FLOOR	68-41A				3'-0"	7'-0"	1 3/4"	3'-0"		WD	S					POCKET DOOR
68TH FLOOR	68-41B				3'-0"	7'-0"	1 3/4"	3'-0"		WD	S					POCKET DOOR
68TH FLOOR	68-45A	UNLABELED		D2	6'-0"	8'-0"	1 3/4"	3'-0"	3'-0"	WD	PT	WD5	WD	PT	-	
68TH FLOOR	68-45B	45		C1	3'-0"	8'-6"	1 3/4"	3'-0"		HM	PT	HM4	HM	PT		
68TH FLOOR	68-50	45		C1	3'-0"	8'-6"	1 3/4"	3'-0"		HM	PT	HM4	HM	PT		
68TH FLOOR	68-52	UNLABELED		D1	3'-0"	8'-0"	1 3/4"	3'-0"		WD	PT		WD	PT	-	
68TH FLOOR	68-53	UNLABELED		D1	3'-0"	8'-0"	1 3/4"	3'-0"		WD	PT		WD	PT	-	
68TH FLOOR	68-54	UNLABELED		D1	2'-6"	8'-0"	1 3/4"	2'-6"		WD	PT		WD	PT	-	
68TH FLOOR	68-55	UNLABELED		D1	3'-0"	8'-0"	1 3/4"	3'-0"		WD	PT	WD5	WD	PT	-	
68TH FLOOR	68-56	UNLABELED		D1	3'-0"	8'-0"	1 3/4"	3'-0"		WD	PT	WD5	WD	PT	-	
68TH FLOOR	68-57	UNLABELED		D1	2'-6"	8'-0"	1 3/4"	2'-6"		WD	PT		WD	PT	-	
68TH FLOOR	68-58	UNLABELED		D1	2'-6"	8'-0"	1 3/4"	2'-6"		WD	PT		WD	PT	-	
68TH FLOOR	68-65	UNLABELED		D1	3'-0"	8'-0"	1 3/4"	3'-0"		WD	PT	WD5	WD	PT	-	
68TH FLOOR	68-72	UNLABELED		D2	4'-2"	8'-0"	1 3/4"	1'-3"	2'-11"	HM	PT	HM4	HM	PT	LEVEL 2	
68TH FLOOR	68-81	90		B1	3'-0 1/2"	8'-0"	1 3/4"	3'-0 1/2"		HM	PT	HM4	HM	PT	LEVEL 2	DOOR TO AN EXIT STAIR
68TH FLOOR	68-82	90		B1	3'-0 1/2"	8'-0"	1 3/4"	3'-0 1/2"		HM	PT	HM4	HM	PT	LEVEL 2	DOOR TO AN EXIT STAIR
68TH FLOOR	68A-01A	45		C2	5'-8"	9'-0"	1 3/4"	2'-10"	2'-10"	WD	S	WD1	WD	S	-	
68TH FLOOR	68A-01B	45		C1	3'-0"	8'-6"	1 3/4"	3'-0"		HM	PT	WD1	HM	PT		
68TH FLOOR	68A-01C	UNLABELED		D2	4'-2"	8'-0"	1 3/4"	1'-3"	2'-11"	HM	PT	HM4	HM	PT	LEVEL 2	
68TH FLOOR	NEW	90		B1	3'-0"	8'-0"	1 3/4"	3'-0"		HM	PT		HM	PT		
69TH FLOOR	69-01	90		B2	4'-4"	8'-0"	1 3/4"	1'-5"	2'-11"	HM	PT	HM4	HM	PT	LEVEL 2	DOOR TO GARBAGE ROOM
69TH FLOOR	69-72	UNLABELED		D2	4'-2"	8'-0"	1 3/4"	1'-3"	2'-11"	HM	PT	HM4	HM	PT	LEVEL 2	

LEVEL	DOOR NUMBER	FIRE RATING (MIN) (SELF CLOSING)	ACOUSTIC RATING (STC)	DOOR								FRAME			HM METAL DOOR DUTY LEVEL	COMMENTS
				TYPE	WIDTH	HEIGHT	THICKNESS	PANEL 1	PANEL 2	MATERIAL	FINISH	TYPE	MATERIAL	FINISH		
69TH FLOOR	69-73	UNLABELED		D1	3'-0"	8'-0"	1 3/4"	3'-0"		WD	PT	WD5	WD	PT	-	
69TH FLOOR	69-81	90		B1	3'-0 1/2"	8'-0"	1 3/4"	3'-0 1/2"		HM	PT	HM4	HM	PT	LEVEL 2	DOOR TO AN EXIT STAIR
69TH FLOOR	69-82	90		B1	3'-0 1/2"	8'-0"	1 3/4"	3'-0 1/2"		HM	PT	HM4	HM	PT	LEVEL 2	DOOR TO AN EXIT STAIR
69TH FLOOR	69A-01A	45	35	C2	5'-4"	8'-0"	1 1/2"	2'-8"	2'-8"	WD	WDV-03	WD1	WD	WDV-03	-	DOOR TO RESIDENTIAL UNIT
69TH FLOOR	69A-01B	45	35	C1	3'-0"	8'-0"	2 1/4"	3'-0"		WD	WDV-03	WD1	WD	WDV-03	-	DOOR TO RESIDENTIAL UNIT
69TH FLOOR	69A-01C	45		C1	3'-0"	8'-0"	2 1/4"	3'-0"		WD	WDV-03	WD1	WD	WDV-03	-	DOOR TO RESIDENTIAL UNIT
70TH FLOOR	70-01	90		B2	4'-4"	8'-0"	1 3/4"	1'-5"	2'-11"	HM	PT	HM4	HM	PT	LEVEL 2	DOOR TO GARBAGE ROOM
70TH FLOOR	70-72	UNLABELED		D2	4'-2"	8'-0"	1 3/4"	1'-3"	2'-11"	HM	PT	HM4	HM	PT	LEVEL 2	
70TH FLOOR	70-81	90		B1	3'-0 1/2"	8'-0"	1 3/4"	3'-0 1/2"		HM	PT	HM4	HM	PT	LEVEL 2	DOOR TO AN EXIT STAIR
70TH FLOOR	70-82	90		B1	3'-0 1/2"	8'-0"	1 3/4"	3'-0 1/2"		HM	PT	HM4	HM	PT	LEVEL 2	DOOR TO AN EXIT STAIR
70TH FLOOR	70A-01	45	35	C1	3'-0"	8'-0"	2 1/4"	3'-0"		WD	WDV-03	WD1	WD	WDV-03	-	DOOR TO RESIDENTIAL UNIT
70TH FLOOR	z				3'-6"	8'-0"						WD2				
71ST FLOOR	71-01	90		B2	4'-4"	8'-0"	1 3/4"	1'-5"	2'-11"	HM	PT	HM4	HM	PT	LEVEL 2	DOOR TO GARBAGE ROOM
71ST FLOOR	71-72	UNLABELED		D2	4'-2"	8'-0"	1 3/4"	1'-3"	2'-11"	HM	PT	HM4	HM	PT	LEVEL 2	
71ST FLOOR	71-81	90		B1	3'-0 1/2"	8'-0"	1 3/4"	3'-0 1/2"		HM	PT	HM4	HM	PT	LEVEL 2	DOOR TO AN EXIT STAIR
71ST FLOOR	71-82	90		B1	3'-0 1/2"	8'-0"	1 3/4"	3'-0 1/2"		HM	PT	HM4	HM	PT	LEVEL 2	DOOR TO AN EXIT STAIR
71ST FLOOR	71A-01A	45	35	C2	5'-4"	8'-0"	1 1/2"	2'-8"	2'-8"	WD	WDV-03	WD1	WD	WDV-03	-	DOOR TO RESIDENTIAL UNIT
71ST FLOOR	71A-01B	45	35	C1	3'-0"	8'-0"	2 1/4"	3'-0"		WD	WDV-03	WD1	WD	WDV-03	-	DOOR TO RESIDENTIAL UNIT
71ST FLOOR	71A-01C	45	35	C1	3'-0"	8'-0"	2 1/4"	3'-0"		WD	WDV-03	WD1	WD	WDV-03	-	DOOR TO RESIDENTIAL UNIT
72ND FLOOR	72-01	90		B2	4'-4"	8'-0"	1 3/4"	1'-5"	2'-11"	HM	PT	HM4	HM	PT	LEVEL 2	DOOR TO GARBAGE ROOM
72ND FLOOR	72-72	UNLABELED		D2	4'-2"	8'-0"	1 3/4"	1'-3"	2'-11"	HM	PT	HM4	HM	PT	LEVEL 2	
72ND FLOOR	72-81	90		B1	3'-0 1/2"	8'-0"	1 3/4"	3'-0 1/2"		HM	PT	HM4	HM	PT	LEVEL 2	DOOR TO AN EXIT STAIR
72ND FLOOR	72-82	90		B1	3'-0 1/2"	8'-0"	1 3/4"	3'-0 1/2"		HM	PT	HM4	HM	PT	LEVEL 2	DOOR TO AN EXIT STAIR
72ND FLOOR	72A-01A	45	35	C2	5'-4"	8'-0"	1 1/2"	2'-8"	2'-8"	WD	WDV-03	WD1	WD	WDV-03	-	DOOR TO RESIDENTIAL UNIT
72ND FLOOR	72A-01B	45	35	C1	3'-0"	8'-0"	2 1/4"	3'-0"		WD	WDV-03	WD1	WD	WDV-03	-	DOOR TO RESIDENTIAL UNIT
72ND FLOOR	72A-01C	45	35	C1	3'-0"	8'-0"	2 1/4"	3'-0"		WD	WDV-03	WD1	WD	WDV-03	-	DOOR TO RESIDENTIAL UNIT
72ND FLOOR	z-elev				3'-6"	8'-0"						WD2				
73RD FLOOR	73-01	90		B2	4'-4"	8'-0"	1 3/4"	1'-5"	2'-11"	HM	PT	HM4	HM	PT	LEVEL 2	DOOR TO GARBAGE ROOM
73RD FLOOR	73-72	UNLABELED		D2	4'-2"	8'-0"	1 3/4"	1'-3"	2'-11"	HM	PT	HM4	HM	PT	LEVEL 2	
73RD FLOOR	73-81	90		B1	3'-0 1/2"	8'-0"	1 3/4"	3'-0 1/2"		HM	PT	HM4	HM	PT	LEVEL 2	DOOR TO AN EXIT STAIR
73RD FLOOR	73-82	90		B1	3'-0 1/2"	8'-0"	1 3/4"	3'-0 1/2"		HM	PT	HM4	HM	PT	LEVEL 2	DOOR TO AN EXIT STAIR
73RD FLOOR	73A-01A	45	35	C2	5'-4"	8'-0"	1 1/2"	2'-8"	2'-8"	WD	WDV-03	WD1	WD	WDV-03	-	DOOR TO RESIDENTIAL UNIT
73RD FLOOR	73A-01B	45	35	C1	3'-0"	8'-0"	2 1/4"	3'-0"		WD	WDV-03	WD1	WD	WDV-03	-	DOOR TO RESIDENTIAL UNIT
73RD FLOOR	73A-01C	45	35	C1	3'-0"	8'-0"	2 1/4"	3'-0"		WD	WDV-03	WD1	WD	WDV-03	-	DOOR TO RESIDENTIAL UNIT
74TH FLOOR	74-01	90		B2	4'-4"	8'-0"	1 3/4"	1'-5"	2'-11"	HM	PT	HM4	HM	PT	LEVEL 2	DOOR TO GARBAGE ROOM
74TH FLOOR	74-72	UNLABELED		D2	4'-2"	8'-0"	1 3/4"	1'-3"	2'-11"	HM	PT	HM4	HM	PT	LEVEL 2	
74TH FLOOR	74-81	90		B1	3'-0 1/2"	8'-0"	1 3/4"	3'-0 1/2"		HM	PT	HM4	HM	PT	LEVEL 2	DOOR TO AN EXIT STAIR
74TH FLOOR	74-82	90		B1	3'-0 1/2"	8'-0"	1 3/4"	3'-0 1/2"		HM	PT	HM4	HM	PT	LEVEL 2	DOOR TO AN EXIT STAIR
74TH FLOOR	74A-01A	45	35	C2	5'-4"	8'-0"	1 1/2"	2'-8"	2'-8"	WD	WDV-03	WD1	WD	WDV-03	-	DOOR TO RESIDENTIAL UNIT
74TH FLOOR	74A-01B	45	35	C1	3'-0"	8'-0"	2 1/4"	3'-0"		WD	WDV-03	WD1	WD	WDV-03	-	DOOR TO RESIDENTIAL UNIT
74TH FLOOR	74A-01C	45	35	C1	3'-0"	8'-0"	2 1/4"	3'-0"		WD	WDV-03	WD1	WD	WDV-03	-	DOOR TO RESIDENTIAL UNIT
74TH FLOOR	NEW	90		B1	3'-0"	8'-0"	1 3/4"	3'-0"		HM	PT		HM	PT		
75TH FLOOR	75-01	90		B2	4'-4"	8'-0"	1 3/4"	1'-5"	2'-11"	HM	PT	HM4	HM	PT	LEVEL 2	DOOR TO GARBAGE ROOM
75TH FLOOR	75-72	UNLABELED		D2	4'-2"	8'-0"	1 3/4"	1'-3"	2'-11"	HM	PT	HM4	HM	PT	LEVEL 2	
75TH FLOOR	75-81	90		B1	3'-0 1/2"	8'-0"	1 3/4"	3'-0 1/2"		HM	PT	HM4	HM	PT	LEVEL 2	DOOR TO AN EXIT STAIR
75TH FLOOR	75-82	90		B1	3'-0 1/2"	8'-0"	1 3/4"	3'-0 1/2"		HM	PT	HM4	HM	PT	LEVEL 2	DOOR TO AN EXIT STAIR
75TH FLOOR	75A-01A	45	35	C2	5'-4"	8'-0"	1 1/2"	2'-8"	2'-8"	WD	WDV-03	WD1	WD	WDV-03	-	DOOR TO RESIDENTIAL UNIT
75TH FLOOR	75A-01B	45	35	C1	3'-0"	8'-0"	2 1/4"	3'-0"		WD	WDV-03	WD1	WD	WDV-03	-	DOOR TO RESIDENTIAL UNIT
75TH FLOOR	75A-01C	45	35	C1	3'-0"	8'-0"	2 1/4"	3'-0"		WD	WDV-03	WD1	WD	WDV-03	-	DOOR TO RESIDENTIAL UNIT
76TH FLOOR	76-01	90		B2	4'-4"	8'-0"	1 3/4"	1'-5"	2'-11"	HM	PT	HM4	HM	PT	LEVEL 2	DOOR TO GARBAGE ROOM
76TH FLOOR	76-72	UNLABELED		D2	4'-2"	8'-0"	1 3/4"	1'-3"	2'-11"	HM	PT	HM4	HM	PT	LEVEL 2	
76TH FLOOR	76-81	90		B1	3'-0 1/2"	8'-0"	1 3/4"	3'-0 1/2"		HM	PT	HM4	HM	PT	LEVEL 2	DOOR TO AN EXIT STAIR
76TH FLOOR	76-82	90		B1	3'-0 1/2"	8'-0"	1 3/4"	3'-0 1/2"		HM	PT	HM4	HM	PT	LEVEL 2	DOOR TO AN EXIT STAIR
76TH FLOOR	76A-01A	45	35	C2	5'-4"	8'-0"	1 1/2"	2'-8"	2'-8"	WD	WDV-03	WD1	WD	WDV-03	-	DOOR TO RESIDENTIAL UNIT
76TH FLOOR	76A-01B	45	35	C1	3'-0"	8'-0"	2 1/4"	3'-0"		WD	WDV-03	WD1	WD	WDV-03	-	DOOR TO RESIDENTIAL UNIT
76TH FLOOR	76A-01C	45	35	C1	3'-0"	8'-0"	2 1/4"	3'-0"		WD	WDV-03	WD1	WD	WDV-03	-	DOOR TO RESIDENTIAL UNIT
77TH FLOOR	77-01	90		B2	4'-4"	8'-0"	1 3/4"	1'-5"	2'-11"	HM	PT	HM4	HM	PT	LEVEL 2	DOOR TO GARBAGE ROOM
77TH FLOOR	77-72	UNLABELED		D2	4'-2"	8'-0"	1 3/4"	1'-3"	2'-11"	HM	PT	HM4	HM	PT	LEVEL 2	
77TH FLOOR	77-81	90		B1	3'-0 1/2"	8'-0"	1 3/4"	3'-0 1/2"		HM	PT	HM4	HM	PT	LEVEL 2	DOOR TO AN EXIT STAIR
77TH FLOOR	77-82	90		B1	3'-0 1/2"	8'-0"	1 3/4"	3'-0 1/2"		HM	PT	HM4	HM	PT	LEVEL 2	DOOR TO AN EXIT STAIR
77TH FLOOR	77A-01A	45	35	C2	5'-4"	8'-0"	1 1/2"	2'-8"	2'-8"	WD	WDV-03	WD1	WD	WDV-03	-	DOOR TO RESIDENTIAL UNIT
77TH FLOOR	77A-01B	45	35	C1	3'-0"	8'-0"	2 1/4"	3'-0"		WD	WDV-03	WD1	WD	WDV-03	-	DOOR TO RESIDENTIAL UNIT
77TH FLOOR	77A-01C	45	35	C1	3'-0"	8'-0"	2 1/4"	3'-0"		WD	WDV-03	WD1	WD	WDV-03	-	DOOR TO RESIDENTIAL UNIT
78TH FLOOR	78-01	90		B2	4'-4"	8'-0"	1 3/4"	1'-5"	2'-11"	HM	PT	HM4	HM	PT	LEVEL 2	DOOR TO GARBAGE ROOM
78TH FLOOR	78-72	UNLABELED		D2	4'-2"	8'-0"	1 3/4"	1'-3"	2'-11"	HM	PT	HM4	HM	PT	LEVEL 2	
78TH FLOOR	78-81	90		B1	3'-0 1/2"	8'-0"	1 3/4"	3'-0 1/2"		HM	PT	HM4	HM	PT	LEVEL 2	DOOR TO AN EXIT STAIR
78TH FLOOR	78-82	90		B1	3'-0 1/2"	8'-0"	1 3/4"	3'-0 1/2"		HM	PT	HM4	HM	PT	LEVEL 2	DOOR TO AN EXIT STAIR
78TH FLOOR	78A-01A	45	35	C2	5'-4"	8'-0"	1 1/2"	2'-8"	2'-8"	WD	WDV-03	WD1	WD	WDV-03	-	DOOR TO RESIDENTIAL UNIT
78TH FLOOR	78A-01B	45	35	C1	3'-0"	8'-0"	2 1/4"	3'-0"		WD	WDV-03	WD1	WD	WDV-03	-	DOOR TO RESIDENTIAL UNIT
78TH FLOOR	78A-01C	45	35	C1	3'-0"	8'-0"	2 1/4"	3'-0"		WD	WDV-03	WD1	WD	WDV-03	-	DOOR TO RESIDENTIAL UNIT
79TH FLOOR	79-01	90		B2	4'-4"	8'-0"	1 3/4"	1'-5"	2'-11"	HM	PT	HM4	HM	PT	LEVEL 2	DOOR TO GARBAGE ROOM
79TH FLOOR	79-72	UNLABELED		D2	4'-2"	8'-0"	1 3/4"	1'-3"	2'-11"	HM	PT	HM4	HM	PT	LEVEL 2	
79TH FLOOR	79-81	90		B1	3'-0 1/2"	8'-0"	1 3/4"	3'-0 1/2"		HM	PT	HM4	HM	PT	LEVEL 2	DOOR TO AN EXIT STAIR
79TH FLOOR	79-82	90		B1	3'-0 1/2"	8'-0"	1 3/4"	3'-0 1/2"		HM	PT	HM4	HM	PT	LEVEL 2	DOOR TO AN EXIT STAIR
79TH FLOOR	79A-01A	45	35	C2	5'-4"	8'-0"	1 1/2"	2'-8"	2'-8"	WD	WDV-03	WD1	WD	WDV-03	-	DOOR TO RESIDENTIAL UNIT
79TH FLOOR	79A-01B	45	35	C1	3'-0"	8'-0"	2 1/4"	3'-0"		WD	WDV-03	WD1	WD	WDV-03	-	DOOR TO RESIDENTIAL UNIT
79TH FLOOR	79A-01C	45	35	C1	3'-0"	8'-0"	2 1/4"	3'-0"		WD	WDV-03	WD1	WD	WDV-03	-	DOOR TO RESIDENTIAL UNIT
80TH FLOOR	80-01	90		B2	4'-4"	8'-0"	1 3/4"	1'-5"	2'-11"	HM	PT	HM4	HM	PT	LEVEL 2	DOOR TO GARBAGE ROOM
80TH FLOOR	80-81	90		B1	3'-0 1/2"	8'-0"	1 3/4"	3'-0 1/2"		HM	PT	HM4	HM	PT	LEVEL 2	DOOR TO AN EXIT STAIR
80TH FLOOR	80-82	90		B1	3'-0 1/2"	8'-0"	1 3/4"	3'-0 1/2"		HM	PT	HM4	HM	PT	LEVEL 2	DOOR TO AN EXIT STAIR
80TH FLOOR	80A-01A	45	35	C2	5'-4"	8'-0"	1 1/2"	2'-8"	2'-8"	WD	WDV-03	WD1	WD	WDV-03	-	DOOR TO RESIDENTIAL UNIT
80TH FLOOR	80A-01B	45	35	C1	3'-0"	8'-0"	2 1/4"	3'-0"		WD	WDV-03	WD1	WD	WDV-03	-	DOOR TO RESIDENTIAL UNIT
80TH FLOOR	80A-01C	45	35	C1	3'-0"	8'-0"	2 1/4"	3'-0"		WD	WDV-03	WD1	WD	WDV-03	-	DOOR TO RESIDENTIAL UNIT
80TH FLOOR	NEW	90		B1	3'-0"	8'-0"	1 3/4"	3'-0"		HM	PT		HM	PT		
80TH FLOOR	NEW	UNLABELED		D2	4'-2"	8'-0"	1 3/4"	1'-3"	2'-11"	HM	PT	HM4	HM	PT	LEVEL 2	
81ST FLOOR	81-01	90		B2	4'-4"	8'-0"	1 3/4"	1'-5"	2'-11"	HM	PT	HM4	HM	PT	LEVEL 2	DOOR TO GARBAGE ROOM
81ST FLOOR	81-72	UNLABELED		D2	4'-2"	8'-0"	1 3/4"	1'-3"	2'-11"	HM	PT	HM4	HM	PT	LEVEL 2	
81ST FLOOR	81-81	90		B1	3'-0 1/2"	8'-0"	1 3/4"	3'-0 1/2"		HM	PT	HM4	HM	PT	LEVEL 2	DOOR TO AN EXIT STAIR
81ST FLOOR	81-82	90		B1	3'-0 1/2"	8'-0"	1 3/4"	3'-0 1/2"		HM	PT	HM4	HM	PT	LEVEL 2	DOOR TO AN EXIT STAIR
81ST FLOOR	81A-01A	45	35	C2	5'-4"	8'-0"	1 1/2"	2'-8"	2'-8"	WD	WDV-03	WD1	WD	WDV-03	-	DOOR TO RESIDENTIAL UNIT
81ST FLOOR	81A-01B	45	35	C1	3'-0"	8'-0"	2 1/4"	3'-0"		WD	WDV-03	WD1	WD	WDV-03	-	DOOR TO RESIDENTIAL UNIT
81ST FLOOR	81A-01C	45	35	C1	3'-0"	8'-0"	2 1/4"	3'-0"		WD	WDV-03	WD1	WD	WDV-03	-	DOOR TO RESIDENTIAL UNIT
82ND FLOOR	82-01	90		B2	4'-4"	8'-0"	1 3/4"	1'-5"	2'-11"	HM	PT	HM4	HM	PT	LEVEL 2	DOOR TO GARBAGE ROOM
82ND FLOOR	82-72	UNLABELED		D2	4'-2"	8'-0"	1 3/4"	1'-3"	2'-11"	HM	PT	HM4	HM	PT	LEVEL 2	
82ND FLOOR	82-81	90		B1	3'-0 1/2"	8'-0"	1 3/4"	3'-0 1/2"		HM	PT	HM4	HM	PT	LEVEL 2	DOOR TO AN EXIT STAIR
82ND FLOOR	82-82	90		B1	3'-0 1/2"	8'-0"	1 3/4"	3'-0 1/2"		HM	PT	HM4	HM	PT	LEVEL 2	DOOR TO AN EXIT STAIR
82ND FLOOR	82A-01A	45	35	C2	5'-4"	8'-0"	1 1/2"	2'-8"	2'-8"	WD	WDV-03	WD1	WD	WDV-03	-	DOOR TO RESIDENTIAL UNIT
82ND FLOOR	82A-01B	45	35	C1	3'-0"	8'-0"	2 1/4"	3'-0"		WD	WDV-03	WD1	WD	WDV-03	-	DOOR TO RESIDENTIAL UNIT
82ND FLOOR	82A-01C	45	35	C1	3'-0"	8'-0"	2 1/4"	3'-0"		WD	WDV-03	WD1	WD	WDV-03	-	DOOR TO RESIDENTIAL UNIT
83RD FLOOR	83-01	90		B2	4'-4"	8'-0"	1 3/4"	1'-5"	2'-11"	HM	PT	HM4	HM	PT	LEVEL 2	DOOR TO GARBAGE ROOM
83RD FLOOR	83-72	UNLABELED		D2	4'-2"	8'-0"	1 3/4"	1'-3"	2'-11"	HM	PT	HM4	HM	PT	LEVEL 2	
83RD FLOOR	83-81	90		B1	3'-0 1/2"	8'-0"	1 3/4"	3'-0 1/2"		HM	PT	HM4	HM	PT	LEVEL 2	DOOR TO AN EXIT STAIR
83RD FLOOR	83-82	90		B1	3'-0 1/2"	8'-0"	1 3/4"	3'-0 1/2"		HM	PT	HM4	HM	PT	LEVEL 2	DOOR TO AN EXIT STAIR
83RD FLOOR	83A-01A	45		C2	5'-4"	8'-0"	1 1/2"	2'-8"	2'-8"	WD	WDV-03	WD1	WD	WDV-03	-	DOOR TO RESIDENTIAL UNIT
83RD FLOOR	83A-01B	45	35	C1	3'-0"	8'-0"	2 1/4"	3'-0"		WD	WDV-03	WD1	WD	WDV-03	-	DOOR TO RESIDENTIAL UNIT
83RD FLOOR	83A-01C	45	35	C1	3'-0"	8'-0"	2 1/4"	3'-0"		WD	WDV-03	WD1	WD	WDV-03	-	DOOR TO RESIDENTIAL UNIT
84TH FLOOR	84-01	90		B2	4'-4"	8'-0"	1 3/4"	1'-5"	2'-11"	HM	PT	HM4	HM	PT	LEVEL 2	DOOR TO GARBAGE ROOM
84TH FLOOR	84-72	UNLABELED		D2	4'-2"	8'-0"	1 3/4"	1'-3"	2'-11"	HM	PT	HM4	HM	PT	LEVEL 2	
84TH FLOOR	84-81	90		B1	3'-0 1/2"	8'-0"	1 3/4"	3'-0 1/2"		HM	PT	HM4	HM	PT	LEVEL 2	DOOR TO AN EXIT STAIR
84TH FLOOR	84-82	90		B1	3'-0 1/2"	8'-0"	1 3/4"	3'-0 1/2"		HM	PT	HM4	HM	PT	LEVEL 2	DOOR TO AN EXIT STAIR
84TH FLOOR	84A-01A	45	35	C2	5'-4"	8'-0"	1 1/2"	2'-8"	2'-8"	WD	WDV-03	WD1	WD	WDV-03	-	DOOR TO RESIDENTIAL UNIT
84TH FLOOR	84A-01B	45	35	C1	3'-0"	8'-0"	2 1/4"	3'-0"		WD	WDV-03	WD1	WD	WDV-03	-	DOOR TO RESIDENTIAL UNIT
84TH FLOOR	84A-01C	45	35	C1	3'-0"	8'-0"	2 1/4"	3'-0"		WD	WDV-03	WD1	WD	WDV-03	-	DOOR TO RESIDENTIAL UNIT
85TH FLOOR	85-01	90		B2	4'-4"	8'-0"	1 3/4"	1'-5"	2'-11"	HM	PT	HM4	HM	PT	LEVEL 2	DOOR TO GARBAGE ROOM
85TH FLOOR	85-72	UNLABELED		D2	4'-2"	8'-0"	1 3/4"	1'-3"	2'-11"	HM	PT	HM4	HM	PT	LEVEL 2	
85TH FLOOR	85-81	90		B1	3'-0 1/2"	8'-0"	1 3/4"	3'-0 1/2"		HM	PT	HM4	HM	PT	LEVEL 2	DOOR TO AN EXIT STAIR
85TH FLOOR	85-82	90		B1	3'-0 1/2"	8'-0"	1 3/4"	3'-0 1/2"		HM	PT	HM4	HM	PT	LEVEL 2	DOOR TO AN EXIT STAIR
85TH FLOOR	85A-01A	45	35	C2	5'-4"	8'-0"	1 1/2"	2'-8"	2'-8"	WD	WDV-03	WD1	WD	WDV-03	-	DOOR TO RESIDENTIAL UNIT
85TH FLOOR	85A-01B	45	35	C1	3'-0"	8'-0"	2 1/4"	3'-0"		WD	WDV-03	WD1	WD	WDV-03	-	DOOR TO RESIDENTIAL UNIT
85TH FLOOR	85A-01C	45	35	C1	3'-0"	8'-0"	2 1/4"	3'-0"		WD	WDV-03	WD1	WD	WDV-03	-	DOOR TO RESIDENTIAL UNIT
86TH FLOOR	10-116	90		B2	4'-4"	8'-0"	1 3/4"	1'-5"	2'-11"	HM	PT	HM4	HM	PT	LEVEL 2	DOOR TO GARBAGE ROOM
86TH FLOOR	86-81	90		B1	3'-0 1/2"	8'-0"	1 3/4"	3'-0 1/2"		HM	PT	HM4	HM	PT	LEVEL 2	DOOR TO AN EXIT STAIR
86TH FLOOR	86-82	90		B1	3'-0 1/2"	8'-0"	1 3/4"	3'-0 1/2"		HM	PT	HM4	HM	PT	LEVEL 2	DOOR TO AN EXIT STAIR
86TH FLOOR	86-115	UNLABELED		D2	4'-2"	8'-0"	1 3/4"	1'-3"	2'-11"	HM	PT	HM4	HM	PT	LEVEL 2	
86TH FLOOR	86A-01A	45	35	C2	5'-4"	8'-0"	1 1/2"	2'-8"	2'-8"	WD	WDV-03	WD1	WD	WDV-03	-	DOOR TO RESIDENTIAL UNIT
86TH FLOOR	86A-01B	45	35	C1	3'-0"	8'-0"	2 1/4"	3'-0"		WD	WDV-03	WD1	WD	WDV-03	-	DOOR TO RESIDENTIAL UNIT
86TH FLOOR	86A-01C	45	35	C1	3'-0"	8'-0"	2 1/4"	3'-0"		WD	WDV-03	WD1	WD	WDV-03	-	DOOR TO RESIDENTIAL UNIT
86TH FLOOR	NEW	90		B1	3'-0"	8'-0"	1 3/4"	3'-0"		HM	PT		HM	PT		
87TH FLOOR	87-01	90		B2	4'-4"	8'-0"	1 3/4"	1'-5"	2'-11"	HM	PT	HM4	HM	PT	LEVEL 2	DOOR TO GARBAGE ROOM
87TH FLOOR	87-72	UNLABELED		D2	4'-2"	8'-0"	1 3/4"	1'-3"	2'-11"	HM	PT	HM4	HM	PT	LEVEL 2	
87TH FLOOR	87-81	90		B1	3'-0 1/2"	8'-0"	1 3/4"	3'-0 1/2"		HM	PT	HM4	HM	PT	LEVEL 2	DOOR TO AN EXIT STAIR
87TH FLOOR	87-82	90		B1	3'-0 1/2"	8'-0"	1 3/4"	3'-0 1/2"		HM	PT	HM4	HM	PT	LEVEL 2	DOOR TO AN EXIT STAIR
87TH FLOOR	87A-01A	45	35	C2	5'-4"	8'-0"	1 1/2"	2'-8"	2'-8"	WD	WDV-03	WD1	WD	WDV-03	-	DOOR TO RESIDENTIAL UNIT
87TH FLOOR	87A-01B	45	35	C1	3'-0"	8'-0"	2 1/4"	3'-0"		WD	WDV-03	WD1	WD	WDV-03	-	DOOR TO RESIDENTIAL UNIT
87TH FLOOR	87A-01C	45	35	C1	3'-0"	8'-0"	2 1/4"	3'-0"		WD	WDV-03	WD1	WD	WDV-03	-	DOOR TO RESIDENTIAL UNIT
88TH FLOOR	88-01	90		B2	4'-4"	8'-0"	1 3/4"	1'-5"	2'-11"	HM	PT	HM4	HM	PT	LEVEL 2	DOOR TO GARBAGE ROOM
88TH FLOOR	88-72	UNLABELED		D2	4'-2"	8'-0"	1 3/4"	1'-3"	2'-11"	HM	PT	HM4	HM	PT	LEVEL 2	
88TH FLOOR	88-81	90		B1	3'-0 1/2"	8'-0"	1 3/4"	3'-0 1/2"		HM	PT	HM4	HM	PT	LEVEL 2	DOOR TO AN EXIT STAIR
88TH FLOOR	88-82	90		B1	3'-0 1/2"	8'-0"	1 3/4"	3'-0 1/2"		HM	PT	HM4	HM	PT	LEVEL 2	DOOR TO AN EXIT STAIR
88TH FLOOR	88A-01A	45	35	C2	5'-4"	8'-0"	1 1/2"	2'-8"	2'-8"	WD	WDV-03	WD1	WD	WDV-03	-	DOOR TO RESIDENTIAL UNIT
88TH FLOOR	88A-01B	45	35	C1	3'-0"	8'-0"	2 1/4"	3'-0"		WD	WDV-03	WD1	WD	WDV-03	-	DOOR TO RESIDENTIAL UNIT
88TH FLOOR	88A-01C	45	35	C1	3'-0"	8'-0"	2 1/4"	3'-0"		WD	WDV-03	WD1	WD	WDV-03	-	DOOR TO RESIDENTIAL UNIT
89TH FLOOR	10-02	UNLABELED		D1	3'-0"	8'-0"	1 3/4"	3'-0"		WD	PT	WD2	WD	PT	-	HEAT PUMP SINGLE
89TH FLOOR	89-01	90		B2	4'-4"	8'-0"	1 3/4"	1'-5"	2'-11"	HM	PT	HM4	HM	PT	LEVEL 2	DOOR TO GARBAGE ROOM
89TH FLOOR	89-72	UNLABELED		D2	4'-2"	8'-0"	1 3/4"	1'-3"	2'-11"	HM	PT	HM4	HM	PT	LEVEL 2	
89TH FLOOR	89-81	90		B1	3'-0 1/2"	8'-0"	1 3/4"	3'-0 1/2"		HM	PT	HM4	HM	PT	LEVEL 2	DOOR TO AN EXIT STAIR
89TH FLOOR	89-82	90		B1	3'-0 1/2"	8'-0"	1 3/4"	3'-0 1/2"		HM	PT	HM4	HM	PT	LEVEL 2	DOOR TO AN EXIT STAIR
89TH FLOOR	89A-01A	45	35	C2	5'-4"	8'-0"	1 1/2"	2'-8"	2'-8"	WD	WDV-03	WD1	WD	WDV-03	-	DOOR TO RESIDENTIAL UNIT
89TH FLOOR	89A-01B	45	35	C1	3'-0"	8'-0"	2 1/4"	3'-0"		WD	WDV-03	WD1	WD	WDV-03	-	DOOR TO RESIDENTIAL UNIT
89TH FLOOR	89A-01C	45	35	C1	3'-0"	8'-0"	2 1/4"	3'-0"		WD	WDV-03	WD1	WD	WDV-03	-	DOOR TO RESIDENTIAL UNIT
90TH FLOOR	90-01	90		B2	4'-4"	8'-0"	1 3/4"	1'-5"	2'-11"	HM	PT	HM4	HM	PT	LEVEL 2	DOOR TO GARBAGE ROOM
90TH FLOOR	90-72	UNLABELED		D2	4'-2"	8'-0"	1 3/4"	1'-3"	2'-11"	HM	PT	HM4	HM	PT	LEVEL 2	
90TH FLOOR	90-73	UNLABELED		D1	3'-0"	8'-0"	1 3/4"	3'-0"		WD	PT	WD5	WD	PT	-	
90TH FLOOR	90-74	UNLABELED		D1	3'-0"	8'-0"	1 3/4"	3'-0"		HM	PT	HM4	HM	PT	LEVEL 2	
90TH FLOOR	90-75	90		B1	3'-0"	8'-0"	1 3/4"	3'-0"		HM	PT	HM4	HM	PT	LEVEL 2	
90TH FLOOR	90-81	90		B1	3'-0 1/2"	8'-0"	1 3/4"	3'-0 1/2"		HM	PT	HM4	HM	PT	LEVEL 2	DOOR TO AN EXIT STAIR
90TH FLOOR	90-82	90		B1	3'-0 1/2"	8'-0"	1 3/4"	3'-0 1/2"		HM	PT	HM4	HM	PT	LEVEL 2	DOOR TO AN EXIT STAIR
90TH FLOOR	90A-01A	45	35	C1	3'-0"	8'-0"	2 1/4"	3'-0"		WD	WDV-03	WD1	WD	WDV-03	-	DOOR TO RESIDENTIAL UNIT
90TH FLOOR	90A-01B	45		C1	3'-0"	8'-0"	2 1/4"	3'-0"		WD	WDV-03	WD1	WD	WDV-03	-	DOOR TO RESIDENTIAL UNIT
91ST FLOOR	91-01	90		B2	4'-4"	8'-0"	1 3/4"	1'-5"	2'-11"	HM	PT	HM4	HM	PT	LEVEL 2	DOOR TO GARBAGE ROOM
91ST FLOOR	91-72	UNLABELED		D2	4'-2"	8'-0"	1 3/4"	1'-3"	2'-11"	HM	PT	HM4	HM	PT	LEVEL 2	
91ST FLOOR	91-81	90		B1	3'-0 1/2"	8'-0"	1 3/4"	3'-0 1/2"		HM	PT	HM4	HM	PT	LEVEL 2	DOOR TO AN EXIT STAIR
91ST FLOOR	91-82	90		B1	3'-0 1/2"	8'-0"	1 3/4"	3'-0 1/2"		HM	PT	HM4	HM	PT	LEVEL 2	DOOR TO AN EXIT STAIR
91ST FLOOR	91A-01A	45	35	C2	6'-0"	8'-0"	2 1/4"	3'-0"	3'-0"	WD	WDV-03	WD1	WD	WDV-03	-	DOOR TO RESIDENTIAL UNIT
91ST FLOOR	91A-01B	45	35	C1	3'-0"	8'-0"	2 1/4"	3'-0"		WD	WDV-03	WD1	WD	WDV-03	-	DOOR TO RESIDENTIAL UNIT
91ST FLOOR	91A-01C	45	35	C1	3'-0"	8'-0"	2 1/4"	3'-0"		WD	WDV-03	WD1	WD	WDV-03	-	DOOR TO RESIDENTIAL UNIT
92ND FLOOR	92-01	90		B2	4'-4"	8'-0"	1 3/4"	1'-5"	2'-11"	HM	PT	HM4	HM	PT	LEVEL 2	DOOR TO GARBAGE ROOM
92ND FLOOR	92-72	UNLABELED		D2	4'-2"	8'-0"	1 3/4"	1'-3"	2'-11"	HM	PT	HM4	HM	PT	LEVEL 2	
92ND FLOOR	92-81	90		B1	3'-0 1/2"	8'-0"	1 3/4"	3'-0 1/2"		HM	PT	HM4	HM	PT	LEVEL 2	DOOR TO AN EXIT STAIR
92ND FLOOR	92-82	90		B1	3'-0 1/2"	8'-0"	1 3/4"	3'-0 1/2"		HM	PT	HM4	HM	PT	LEVEL 2	DOOR TO AN EXIT STAIR
92ND FLOOR	92A-01A	45	35	C1	3'-0"	8'-0"	2 1/4"	3'-0"		WD	WDV-03	WD1	WD	WDV-03	-	DOOR TO RESIDENTIAL UNIT
92ND FLOOR	92A-01B	45	35	C1	3'-0"	8'-0"	2 1/4"	3'-0"		WD	WDV-03	WD1	WD	WDV-03	-	DOOR TO RESIDENTIAL UNIT
92ND FLOOR	NEW	90		B1	3'-0"	8'-0"	1 3/4"	3'-0"		HM	PT		HM	PT		

DEPT OF BLDGS 121328205 Job Number
ES744301868 Scan Code

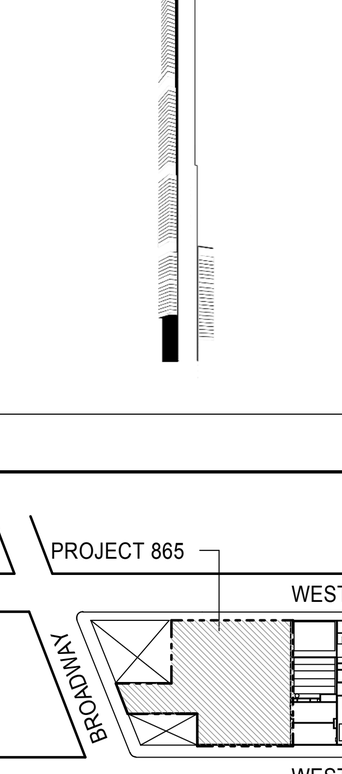

KEY PLAN:

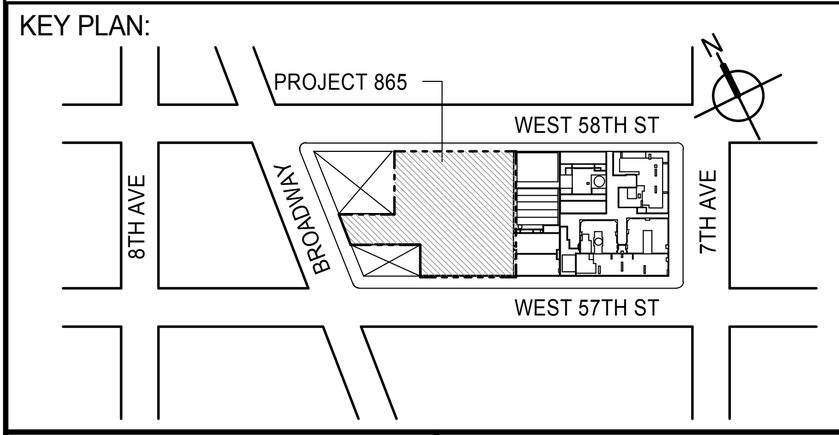

PROJECT NORTH

TRUE NORTH

DEVELOPER:
EXTELL DEVELOPMENT COMPANY
805 THIRD AVENUE, 7TH FLOOR
New York, NY 10022 USA
TEL: 212 712 6000 FAX: 212 712 6100

DESIGN ARCHITECT: Base Building Shell & Core
ADRIAN SMITH + GORDON GILL ARCHITECTURE
111 WEST MONROE STREET SUITE 2300
CHICAGO IL 60603
TEL: 312 920 1888 FAX: 312 920 1775

INTERIOR DESIGNER: Residential
Rottet Architecture and Design Studio, PLLC
298 Fifth Ave, 7th Floor
New York, NY 10001
TEL: 646 998 7000 FAX:

ARCHITECT OF RECORD: Base Building Shell, Core, & Residential
AAI ARCHITECTS, P.C.
401 Wellington St. W., 3rd Floor
Toronto, ON M5V 1E7 Canada
TEL: 416 967 1500 FAX: 416 967 7150

STRUCTURAL ENGINEERS:
WSP CANTOR SEINUK
228 EAST 45th Street
New York, NY 10017 USA
TEL: 212 687 9888 FAX: 646 487 5501

MEP ENGINEERS:
AKF GROUP
165 Broadway, 22nd Floor
New York, NY 10006 USA
TEL: 212 354 5656 FAX: 212 354 5668

GEOTECHNICAL ENGINEERS:
Langan Engineering & Environmental Services
21 Penn Plaza - 360 West 31st Street, 8th Floor
New York, NY 10001-2727
TEL: 212 479 5400 FAX: 212 479 5444

CODE CONSULTANTS:
Construction Consulting Associates
100 Church Street
New York, NY 10007
TEL: 212 385 1818 FAX: 212 385 1911

CURTAINWALL CONSULTANT:
AJLP Consulting
40 Worth Street. Suite 826
New York, NY 10013
TEL: 212 757 5659 FAX: 646 219 8508

LANDMARK/PRESERVATION CONSULTANT:
Jan Hird Pokorny Associates, Inc.
39 West 37th Street, 12A
New York, NY 10018
TEL: 212 759 6462 FAX: 212 759 6540

No.	DESCRIPTION	DATE
1	CD PROGRESS ISSUE 2	19 DEC 14
2	D.O.B. SUBMISSION	18 FEB 15
3	CD PROGRESS ISSUE 3	09 MAR 15
	D.O.B. SUBMISSION	27 APR 15
4	CD PROGRESS ISSUE 4	01 JUN 15
5	CD PROGRESS ISSUE 5	10 AUG 15
	D.O.B. AMENDMENT 2	21 SEP 15

NOT FOR BID/CONSTRUCTION

Discrepancies must be reported immediately to the Architect before proceeding. Only figured dimensions are to be used. Contractors must check all dimensions on site. This drawing is protected by copyright.

ALL DIMENSIONS ARE SHOWN IN IMPERIAL.

CONSULTANT:

AAI ARCHITECTS, P.C.

PROJECT:

217 WEST 57TH STREET
NEW YORK, NY

DRAWING TITLE:

DOOR SCHEDULE LEVEL 51 TO 92

SEAL & SIGNATURE:



DATE: 19 DEC 14
PROJECT No: 1216-00
DRAWN: Author
CHK: Checker
REV: 5
SCALE:
DWG No: **A-603.01**
DOB PAGE No: 356 of 569

DOB EMPLOYEE STAMP:
DOB B-SCAN:

36" x 48" Arch E - SHEET SIZE
FILE NAME: C:\Revit Local Files\EXTELL-865-AAI-TWR-CNF_hadlarim.rvt
PLOT DATE: 9/30/2015 2:39:59 PM

DEPT OF BLDGS 421263505 Job Number
ES0400524145 Scan Code

LEVEL	DOOR NUMBER	FIRE RATING (MIN) (SELF CLOSING)	ACOUSTIC RATING (STC)	DOOR TYPE	DOOR WIDTH	DOOR HEIGHT	DOOR THICKNESS	DOOR PANEL 1	DOOR PANEL 2	DOOR MATERIAL	DOOR FINISH	FRAME TYPE	FRAME MATERIAL	FRAME FINISH	HM METAL DOOR DUTY LEVEL	COMMENTS
93RD FLOOR	93-01	90		B2	4'-4"	8'-0"	1 3/4"	1'-5"	2'-11"	HM	PT	HM4	HM	PT		DOOR TO GARBAGE ROOM
93RD FLOOR	93-72	90		B2	4'-2"	8'-0"	1 3/4"	1'-3"	2'-11"	HM	PT	HM4	HM	PT		
93RD FLOOR	93-81	90		B1	3'-0 1/2"	8'-0"	1 3/4"	3'-0 1/2"		HM	PT	HM4	HM	PT	LEVEL 2	DOOR TO AN EXIT STAIR
93RD FLOOR	93-82	90		B1	3'-0 1/2"	8'-0"	1 3/4"	3'-0 1/2"		HM	PT	HM4	HM	PT	LEVEL 2	DOOR TO AN EXIT STAIR
94TH FLOOR MEP	94-01	90		B2	4'-4"	8'-0"	1 3/4"	1'-5"	2'-11"	HM	PT	HM4	HM	PT		DOOR TO GARBAGE ROOM
94TH FLOOR MEP	94-05	90		B1	3'-0 1/2"	8'-0"	1 3/4"	3'-0 1/2"		HM	PT	HM1	HM	PT	LEVEL 2	DOOR TO AN EXIT STAIR
94TH FLOOR MEP	94-07	90		B1	3'-0"	8'-0"	1 3/4"	3'-0"		HM	PT	HM1	HM	PT		
94TH FLOOR MEP	94-08A	90		B1	3'-0"	8'-0"	1 3/4"	3'-0"		HM	PT	HM1	HM	PT		
94TH FLOOR MEP	94-08B	90		B1	3'-0"	8'-0"	1 3/4"	3'-0"		HM	PT	HM1	HM	PT		
94TH FLOOR MEP	94-81A	90		B1	3'-0 1/2"	8'-0"	1 3/4"	3'-0 1/2"		HM	PT	HM4	HM	PT	LEVEL 2	DOOR TO AN EXIT STAIR
94TH FLOOR MEP	94-81B	90		B1	3'-0 1/2"	7'-0"	1 3/4"	3'-0 1/2"		HM	PT	HM1	HM	PT	LEVEL 2	DOOR TO AN EXIT STAIR
94TH FLOOR MEP	94-81C	90		B1	3'-0 1/2"	8'-0"	1 3/4"	3'-0 1/2"		HM	PT	HM1	HM	PT	LEVEL 2	DOOR TO AN EXIT STAIR
94TH FLOOR MEP	94-82	90		B1	3'-0 1/2"	8'-0"	1 3/4"	3'-0 1/2"		HM	PT	HM4	HM	PT	LEVEL 2	DOOR TO AN EXIT STAIR
94TH FLOOR MEP	94A-04	UNLABELED		D2	4'-2"	8'-0"	1 3/4"	1'-3"	2'-11"	HM	PT	HM4	HM	PT		
95TH FLOOR EMR	95-01	UNLABELED		D1	3'-0"	8'-0"	1 3/4"	3'-0"		HM	PT	HM1	HM	PT		
95TH FLOOR EMR	95-02	90		B1	3'-0 1/2"	8'-0"	1 3/4"	3'-0 1/2"		HM	PT	HM1	HM	PT		
95TH FLOOR EMR	95-03	UNLABELED		D1	3'-0"	8'-0"	1 3/4"	3'-0"		HM	PT	HM1	HM	PT		
95TH FLOOR EMR	95-05	UNLABELED		D1	3'-0"	8'-0"	1 3/4"	3'-0"		HM	PT	HM1	HM	PT		
95TH FLOOR EMR	95-81	90		B1	3'-0 1/2"	7'-0"	1 3/4"	3'-0 1/2"		HM	PT	HM1	HM	PT	LEVEL 2	DOOR TO AN EXIT STAIR
95TH FLOOR EMR	95-82	90		B1	3'-0 1/2"	8'-0"	1 3/4"	3'-0 1/2"		HM	PT	HM1	HM	PT	LEVEL 2	DOOR TO AN EXIT STAIR
96TH FLOOR DAMPER	96-02	90		B1	3'-0 1/2"	8'-0"	1 3/4"	3'-0 1/2"		HM	PT	HM1	HM	PT		
96TH FLOOR DAMPER	96-03A	90		B1	3'-0"	8'-0"	1 3/4"	3'-0"		HM	PT	HM1	HM	PT		
96TH FLOOR DAMPER	96-03B	90		B1	3'-0"	8'-0"	1 3/4"	3'-0"		HM	PT	HM1	HM	PT		
96TH FLOOR DAMPER	96-04	90		B1	3'-0"	8'-0"	1 3/4"	3'-0"		HM	PT	HM1	HM	PT		
96TH FLOOR DAMPER	96-81	90		B1	3'-0 1/2"	8'-0"	1 3/4"	3'-0 1/2"		HM	PT	HM1	HM	PT	LEVEL 2	DOOR TO AN EXIT STAIR
96TH FLOOR DAMPER	96-82	90		B1	3'-0 1/2"	8'-0"	1 3/4"	3'-0 1/2"		HM	PT	HM1	HM	PT	LEVEL 2	DOOR TO AN EXIT STAIR
97TH FLOOR MEP	97-01	90		B1	3'-0 1/2"	8'-0"	1 3/4"	3'-0 1/2"		HM	PT	HM1	HM	PT		
97TH FLOOR MEP	97-02	90		B1	3'-0 1/2"	8'-0"	1 3/4"	3'-0 1/2"		HM	PT	HM1	HM	PT		
97TH FLOOR MEP	97-81	90		B1	3'-0 1/2"	8'-0"	1 3/4"	3'-0 1/2"		HM	PT	HM1	HM	PT	LEVEL 2	DOOR TO AN EXIT STAIR
97TH FLOOR MEP	97-82	90		B1	3'-0 1/2"	8'-0"	1 3/4"	3'-0 1/2"		HM	PT	HM1	HM	PT	LEVEL 2	DOOR TO AN EXIT STAIR
98TH FLOOR MEP	98-01	UNLABELED		D1	3'-0 1/2"	7'-0"	1 3/4"	3'-0 1/2"		HM	PT	HM1	HM	PT		
98TH FLOOR MEP	98-02	UNLABELED		D1	3'-0 1/2"	7'-0"	1 3/4"	3'-0 1/2"		HM	PT	HM1	HM	PT		
98TH FLOOR MEP	98-81	90		B1	3'-0 1/2"	8'-0"	1 3/4"	3'-0 1/2"		HM	PT	HM1	HM	PT	LEVEL 2	DOOR TO AN EXIT STAIR
98TH FLOOR MEP	98-82	90		B1	3'-0 1/2"	8'-0"	1 3/4"	3'-0 1/2"		HM	PT	HM1	HM	PT	LEVEL 2	DOOR TO AN EXIT STAIR
99TH FLOOR ROOF	99-81	UNLABELED		D1	3'-0 1/2"	7'-0"	1 3/4"	3'-0 1/2"		HM	PT	HM1	HM	PT	LEVEL 2	DOOR TO AN EXIT STAIR
99TH FLOOR ROOF	99-82	90		B1	3'-0 1/2"	7'-0"	1 3/4"	3'-0 1/2"		HM	PT	HM1	HM	PT	LEVEL 2	DOOR TO AN EXIT STAIR

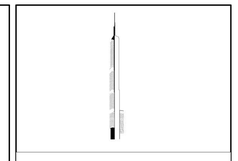

KEY PLAN:

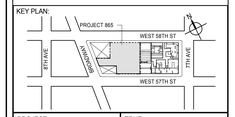

PROJECT NORTH

TRUE NORTH

DEVELOPER:
EXTELL DEVELOPMENT COMPANY
805 THIRD AVENUE, 7TH FLOOR
New York, NY 10022 USA
TEL: 212 712 6000 FAX: 212 712 6100

DESIGN ARCHITECT: Base Building Shell & Core
ADRIAN SMITH + GORDON GILL ARCHITECTURE
111 WEST MONROE STREET SUITE 2300
CHICAGO IL 60603
TEL: 312 920 1888 FAX: 312 920 1775

INTERIOR DESIGNER: Residential
Rottet Architecture and Design Studio, PLLC
298 Fifth Ave, 7th Floor
New York, NY 10001
TEL: 646 998 7000 FAX:

ARCHITECT OF RECORD: Base Building Shell, Core, & Residential
AAI ARCHITECTS, P.C.
401 Wellington St. W., 3rd Floor
Toronto, ON M5V 1E7 Canada
TEL: 416 967 1500 FAX: 416 967 7150

STRUCTURAL ENGINEERS:
WSP CANTOR SEINUK
228 EAST 45th Street
New York, NY 10017 USA
TEL: 212 687 9888 FAX: 646 487 5501

MEP ENGINEERS:
AKF GROUP
165 Broadway, 22nd Floor
New York, NY 10006 USA
TEL: 212 354 5656 FAX: 212 354 5668

GEOTECHNICAL ENGINEERS:
Langan Engineering & Environmental Services
21 Penn Plaza - 360 West 31st Street, 8th Floor
New York, NY 10001-2727
TEL: 212 479 5400 FAX: 212 479 5444

CODE CONSULTANTS:
Construction Consulting Associates
100 Church Street
New York, NY 10007
TEL: 212 385 1818 FAX: 212 385 1911

CURTAINWALL CONSULTANT:
AJLP Consulting
40 Worth Street. Suite 826
New York, NY 10013
TEL: 212 757 5659 FAX: 646 219 8508

LANDMARK/PRESERVATION CONSULTANT:
Jan Hird Pokorny Associates, Inc.
39 West 37th Street, 12A
New York, NY 10018
TEL: 212 759 6462 FAX: 212 759 6540

No.	DESCRIPTION	DATE
1	CD PROGRESS ISSUE 2	19 DEC 14
2	D.O.B. SUBMISSION	18 FEB 15
3	CD PROGRESS ISSUE 3	09 MAR 15
	D.O.B. SUBMISSION	27 APR 15
4	CD PROGRESS ISSUE 4	01 JUN 15
5	CD PROGRESS ISSUE 5	10 AUG 15
	D.O.B. AMENDMENT 2	21 SEP 15

NOT FOR BID/CONSTRUCTION

Discrepancies must be reported immediately to the Architect before proceeding. Only figured dimensions are to be used. Contractors must check all dimensions on site. This drawing is protected by copyright.

ALL DIMENSIONS ARE SHOWN IN IMPERIAL.

CONSULTANT:

AAI ARCHITECTS, P.C.

PROJECT:

217 WEST 57TH STREET
NEW YORK, NY

DRAWING TITLE:

DOOR SCHEDULE LEVEL 93 AND ABOVE

SEAL & SIGNATURE:

DATE:	19 DEC 14
PROJECT No:	1216-00
DRAWN: Author	REV:
CHK: Checker	5
SCALE:	
DWG No:	A-604.01
DOB PAGE No:	357 of 569

DOB EMPLOYEE STAMP:

DOB B-SCAN:

36" x 48" Arch E SHEET SIZE
FILE NAME: C:\Revit Local Files\EXTELL-865-AAI-TWR-CNE_hadams.rvt
PLOT DATE: 9/22/2015 11:25:59 AM

DEPT OF BLDGS 121328205 Job Number
ES012948744 Scan Code

36" x 48" Arch E -SHEET SIZE

EXTERIOR DOOR SCHEDULE -

LEVEL	DOOR NUMBER	FIRE RATING (MIN) (SELF-CLOSING)	ACOUSTIC RATING (STC)	TYPE	WIDTH	HEIGHT	THICKNESS	PANEL 1	PANEL 2	DOOR MATERIAL	DOOR FINISH	FRAME TYPE	FRAME MATERIAL	FRAME FINISH	COMMENTS
GROUND FLOOR	E01-01			E3	3'-6"	7'-0"	0"	3'-6"	0"	GL					SINGLE DOOR
GROUND FLOOR	E01-05A			E2	7'-9"	9'-0"	0"	0"	0"	GL-59 & GL-60					REVOLVING DOOR (WIDTH IS DIAMETER OF DOOR)
GROUND FLOOR	E01-05B			E2	7'-9"	9'-0"	0"	0"	0"	GL-59 & GL-60					REVOLVING DOOR (WIDTH IS DIAMETER OF DOOR)
GROUND FLOOR	E01-05C			E2	7'-9"	9'-0"	0"	0"	0"	GL-59 & GL-60					REVOLVING DOOR (WIDTH IS DIAMETER OF DOOR)
GROUND FLOOR	E01-05D			E2	7'-9"	9'-0"	0"	0"	0"	GL-59 & GL-60					REVOLVING DOOR (WIDTH IS DIAMETER OF DOOR)
GROUND FLOOR	E01-05E			E2	6'-4"	9'-0"	2"	3'-2"	3'-2"	GL-61					GROUND FLOOR DOUBLE DOOR TO RETAIL
GROUND FLOOR	E01-05G			E2	6'-4"	9'-0"	2"	3'-2"	3'-2"	GL-61					GROUND FLOOR DOUBLE DOOR TO RETAIL
GROUND FLOOR	E01-05H			E2	6'-4"	9'-0"	2"	3'-2"	3'-2"	GL-61					GROUND FLOOR DOUBLE DOOR TO RETAIL
GROUND FLOOR	E01-05J			E2	7'-9"	9'-0"	0"	0"	0"	GL-59 & GL-60					REVOLVING DOOR (WIDTH IS DIAMETER OF DOOR)
GROUND FLOOR	E01-05K			E2	7'-9"	9'-0"	0"	0"	0"	GL-59 & GL-60					REVOLVING DOOR (WIDTH IS DIAMETER OF DOOR)
GROUND FLOOR	E01-05L			E2	6'-4"	9'-0"	0"	3'-2"	3'-2"	GL					GROUND FLOOR DOUBLE DOOR TO RETAIL
GROUND FLOOR	E01-05M			E2	6'-4"	9'-0"	0"	3'-2"	3'-2"	GL					GROUND FLOOR DOUBLE DOOR TO RETAIL
GROUND FLOOR	E01-06			E3	3'-6"	7'-6"	1 3/4"	3'-6"	0"	HM	PT & MTL-51		HM	PT	SINGLE DOOR
GROUND FLOOR	E01-07			E3	3'-6"	7'-6"	1 3/4"	3'-6"	0"	HM	PT & MTL-51		HM	PT	SINGLE DOOR
GROUND FLOOR	E01-11			E3	3'-6"	7'-6"	0"	3'-6"	0"	GL-61					SINGLE DOOR
GROUND FLOOR	E01-12			E3	3'-6"	7'-6"	1 3/4"	3'-6"	0"	HM	PT & MTL-51		HM	PT	SINGLE DOOR
GROUND FLOOR	E01-13			E3	3'-6"	7'-6"	1 3/4"	3'-6"	0"	HM	PT & MTL-51		HM	PT	SINGLE DOOR
GROUND FLOOR	E01-14A			E3	3'-0"	7'-6"	1 3/4"	3'-6"	0"	HM	PT		HM	PT	SINGLE DOOR
GROUND FLOOR	E01-14B			E3	3'-0"	7'-6"	1 3/4"	3'-6"	0"	HM	PT		HM	PT	SINGLE DOOR
GROUND FLOOR	E01-14C	UNLABELED		E12	8'-0"	8'-0"	3"	8'-0"	0"	HM	AL		HM	PT	O/H ROLLING DOOR
GROUND FLOOR	E01-14D	UNLABELED		E12	8'-0"	8'-0"	3"	8'-0"	0"	HM	AL		HM	PT	O/H ROLLING DOOR
GROUND FLOOR	E01-15			E3	3'-6"	7'-0"	0"	3'-6"	0"	GL					SINGLE DOOR
GROUND FLOOR	E01-16			E2	3'-0"	9'-0"	2"	3'-0"	0"	HM			HM	PT	SINGLE DOOR
GROUND FLOOR	E01-18			E2	3'-0"	9'-0"	2"	3'-0"	0"	HM			HM	PT	SINGLE DOOR
GROUND FLOOR	E01-19			E4	3'-0"	8'-0"	0"	3'-0"	0"	GL					DOUBLE DOOR
GROUND FLOOR	E01-24A			E2	3'-6"	9'-0"	0"	3'-6"	0"	GL					SINGLE DOOR
GROUND FLOOR	E01-24B			E2	3'-6"	9'-0"	0"	3'-6"	0"	GL					SINGLE DOOR
GROUND FLOOR	E01-24C			E2	7'-9"	9'-0"	0"	0"	0"	GL-59 & GL-60					REVOLVING DOOR (WIDTH IS DIAMETER OF DOOR)
GROUND FLOOR	E01-065F			E2	6'-4"	9'-0"	2"	3'-2"	3'-2"	GL-61					GROUND FLOOR DOUBLE DOOR TO RETAIL
GROUND FLOOR	E01-73A			E4	6'-0"	7'-0"	0"	3'-0"	3'-0"	GL					DOUBLE DOOR
GROUND FLOOR	E01-73B			E4	6'-0"	9'-0"	0"	3'-0"	3'-0"	GL					DOUBLE DOOR
GROUND FLOOR	E01-75A			E4	6'-0"	8'-0"	0"	3'-0"	3'-0"	GL					DOUBLE DOOR
GROUND FLOOR	E01-75B			E4	6'-0"	9'-0"	0"	3'-0"	3'-0"	GL					DOUBLE DOOR
GROUND FLOOR	E01-89			E3	3'-0"	7'-6"	2"	3'-6"	0"		PT & MTL-51				SINGLE DOOR
LEVEL 02	E02-85	90		E3	3'-6"	7'-0"	0"	3'-6"	0"						SINGLE DOOR
LEVEL 05	E05-01A			E3	3'-0"	8'-0"	0"	3'-0"	0"						SINGLE DOOR
LEVEL 05	E05-01B			E3	3'-0"	8'-0"	0"	3'-0"	0"						SINGLE DOOR
LEVEL 06	E06-25			E4	5'-0"	7'-6"	0"	3'-0"	3'-0"						DOUBLE DOOR
LEVEL 08	E08-01	90		E5	3'-0"	8'-0"	0"	3'-0"	0"						SINGLE DOOR IN W-A SYSTEM
LEVEL 08	E08-02			E6	3'-0"	8'-0"	0"	3'-0"	0"						SINGLE DOOR IN W-A SYSTEM INWARD SWING
LEVEL 08	E08-03			E7	3'-0"	8'-0"	0"	3'-0"	0"						SINGLE DOOR IN W-B SYSTEM
LEVEL 08	E08-04A	UNLABELED		E11	3'-6"	8'-0"	1 3/4"	3'-6"	0"	HM	PT	HM1	HM	PT	DOOR TO AN EXIT STAIR
LEVEL 08	E08-04B	90		E11	3'-6"	8'-0"	1 3/4"	3'-6"	0"	HM	PT	HM1	HM	PT	DOOR TO AN EXIT STAIR
LEVEL 08	E08-05	90		E11	0"	0"	0"	0"	0"	HM	PT	HM1	HM	PT	SINGLE DOOR IN W-E SYSTEM
LEVEL 08	E08-05A	90		E11	0"	0"	0"	0"	0"	HM	PT	HM1	HM	PT	SINGLE DOOR IN W-E SYSTEM
LEVEL 08	E08-12C	UNLABELED		E11	3'-6"	8'-0"	1 3/4"	3'-6"	0"	HM	PT	HM1	HM	PT	
LEVEL 08	E08-13			E7	3'-0"	8'-0"	0"	3'-0"	0"						SINGLE DOOR IN W-B SYSTEM
LEVEL 08	E08-18			E7	3'-0"	8'-0"	0"	3'-0"	0"						SINGLE DOOR IN W-B SYSTEM
LEVEL 08	E08-30A			E7	3'-0"	8'-0"	0"	3'-0"	0"						SINGLE DOOR IN W-B SYSTEM
LEVEL 08	E08-30B			E5	3'-0"	8'-0"	0"	3'-0"	0"						SINGLE DOOR IN W-A SYSTEM
LEVEL 08	E08-30C			E5	3'-0"	8'-0"	0"	3'-0"	0"						SINGLE DOOR IN W-A SYSTEM
LEVEL 08	E08-30D			E6	3'-0"	8'-0"	0"	3'-0"	0"						SINGLE DOOR IN W-A SYSTEM INWARD SWING
LEVEL 08	E08-30E			E6	3'-0"	8'-0"	0"	3'-0"	0"						SINGLE DOOR IN W-A SYSTEM INWARD SWING
LEVEL 08	E08-30F			E5	3'-0"	8'-0"	0"	3'-0"	0"						SINGLE DOOR IN W-A SYSTEM
LEVEL 08	E08-83	90		E6	3'-0"	8'-0"	0"	3'-0"	0"						SINGLE DOOR IN W-A SYSTEM INWARD SWING
LEVEL 08	E08-84B	90		E11	3'-0 1/2"	8'-0"	1 3/4"	3'-0 1/2"	0"	HM	PT	HM1	HM	PT	DOOR TO AN EXIT STAIR - FIRE DEPT USE
LEVEL 08	E08-85A	90		E11	3'-6 1/2"	7'-0"	1 3/4"	3'-6 1/2"	0"	HM	PT	HM1	HM	PT	DOOR TO AN EXIT STAIR
LEVEL 08	E08-85B	90		E11	3'-0"	7'-0"	1 3/4"	3'-0"	0"	HM	PT	HM1	HM	PT	DOOR TO AN EXIT STAIR - FIRE DEPT USE
LEVEL 08	E08-86A	90		E11	0"	0"	0"	0"	0"	HM	PT	HM1	HM	PT	SINGLE DOOR IN W-E SYSTEM
LEVEL 08	E08-87			E11	0"	0"	0"	0"	0"	HM	PT	HM1	HM	PT	SINGLE DOOR IN W-E SYSTEM
LEVEL 08	E08-87A			E11	0"	0"	0"	0"	0"	HM	PT	HM1	HM	PT	SINGLE DOOR IN W-E SYSTEM
LEVEL 20	E20-01			E9	4'-10"	8'-0"	0"	4'-10"	0"	GL					SLIDING DOOR IN W-A SYSTEM
LEVEL 20	E20-02			E9	4'-10"	8'-0"	0"	4'-10"	0"	GL					SLIDING DOOR IN W-A SYSTEM
LEVEL 28	E28-01			E6	3'-0"	8'-0"	0"	3'-0"	0"						SINGLE DOOR IN W-A SYSTEM INWARD SWING
LEVEL 28	E28-02			E6	3'-0"	8'-0"	0"	3'-0"	0"						SINGLE DOOR IN W-A SYSTEM INWARD SWING
LEVEL 47	E47-01			E9	4'-10"	8'-0"	0"	4'-10"	0"						SLIDING DOOR IN W-A SYSTEM
LEVEL 47	E47-02			E9	3'-10"	8'-0"	0"	3'-10"	0"						SLIDING DOOR IN W-A SYSTEM
LEVEL 47	E47-03			E10	3'-4"	8'-0"	0"	3'-4"	0"						SLIDING DOOR IN W-B SYSTEM
LEVEL 47	E47-04			E9	3'-0"	8'-0"	0"	3'-0"	0"						SINGLE DOOR IN W-E SYSTEM
LEVEL 69	E69-01			E9	4'-10"	8'-0"	0"	4'-10"	0"						SLIDING DOOR IN W-A SYSTEM
LEVEL 69	E69-03			E10	3'-4"	8'-0"	0"	3'-4"	0"						SLIDING DOOR IN W-B SYSTEM
LEVEL 71	E71-01			E8	3'-1"	8'-0"	0"	3'-1"	0"						SINGLE DOOR IN W-B SYSTEM
LEVEL 71	E71-02			E10	4'-10"	8'-0"	0"	4'-10"	0"						SLIDING DOOR IN W-B SYSTEM
LEVEL 93	E93-01			E11	3'-0"	8'-0"	0"	3'-0"	0"						SINGLE DOOR IN W-E SYSTEM
LEVEL 93	E93-02			E11	3'-0"	8'-0"	0"	3'-0"	0"						SINGLE DOOR IN W-E SYSTEM
LEVEL 99	E99-02	90		E3	3'-6"	7'-6"	1 3/4"	3'-6"	0"	HM	PT	HM1	HM	PT	SINGLE DOOR
LEVEL 99	E99-03			E3	3'-6"	7'-6"	1 3/4"	3'-6"	0"	HM	PT	HM1	HM	PT	SINGLE DOOR

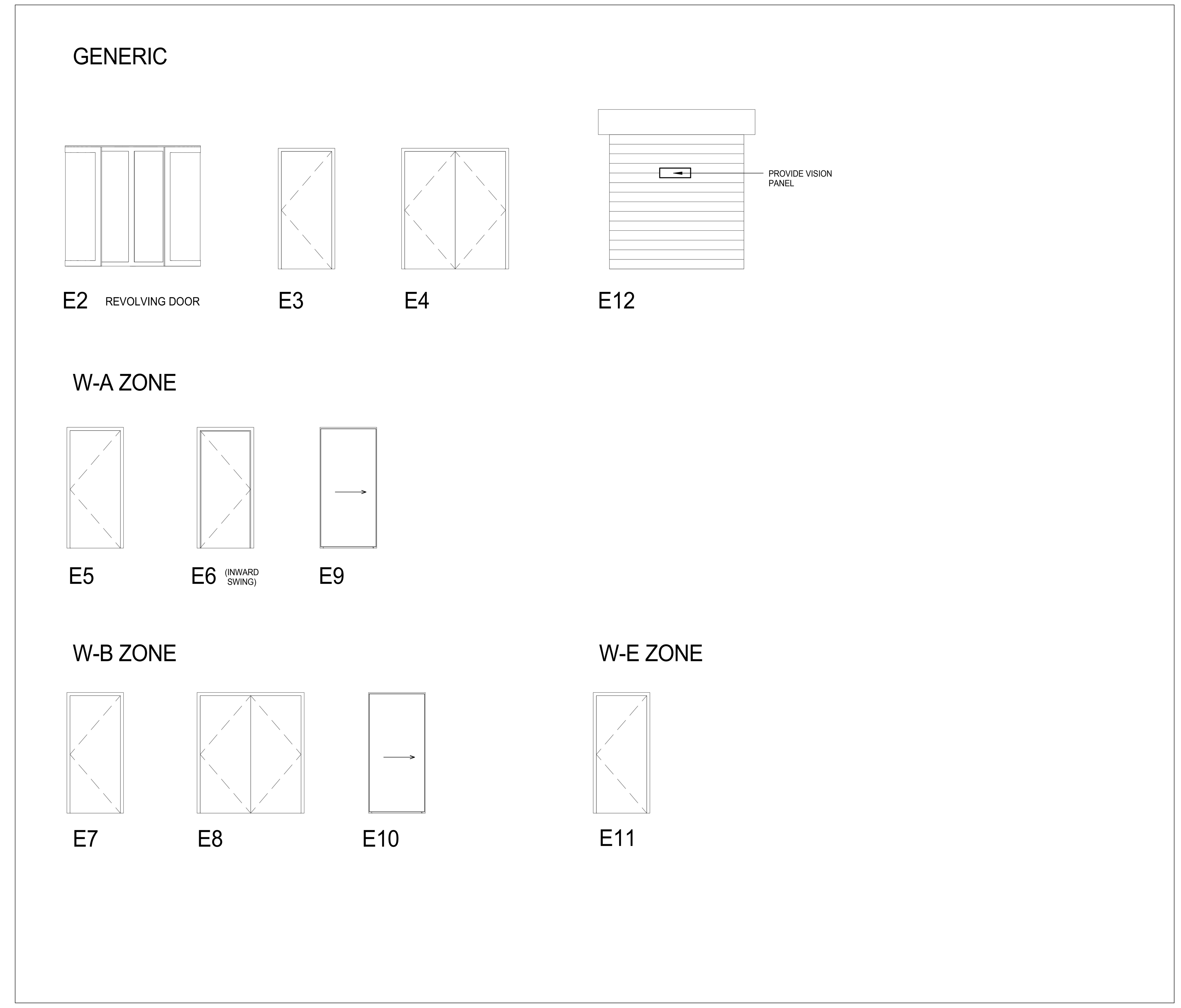

EXTERIOR DOOR TYPES LEGEND
1/4" = 1'-0"

KEY PLAN:

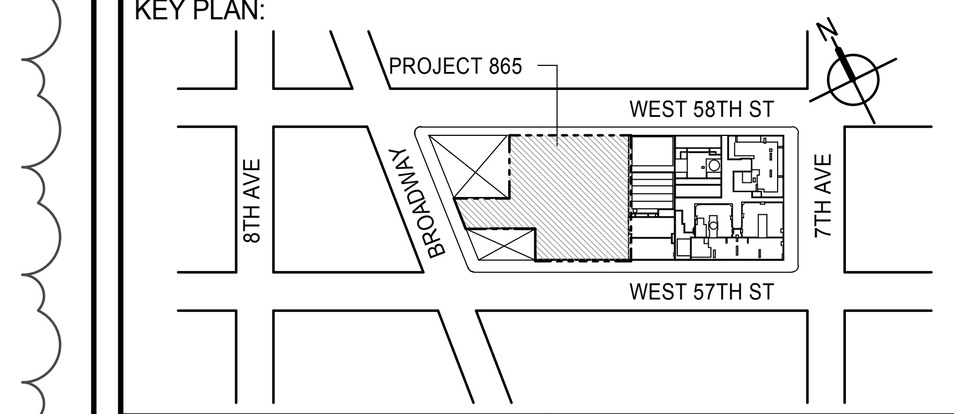

PROJECT NORTH | TRUE NORTH

DEVELOPER:
EXTELL DEVELOPMENT COMPANY
805 THIRD AVENUE, 7TH FLOOR
New York, NY 10022 USA
TEL: 212 712 6000 FAX: 212 712 6100

DESIGN ARCHITECT: Base Building Shell & Core
ADRIAN SMITH + GORDON GILL ARCHITECTURE
111 WEST MONROE STREET SUITE 2300
CHICAGO IL 60603
TEL: 312 920 1888 FAX: 312 920 1775

INTERIOR DESIGNER: Residential
Rottet Architecture and Design Studio, PLLC
298 Fifth Ave, 7th Floor
New York, NY 10001
TEL: 646 998 7000 FAX:

ARCHITECT OF RECORD: Base Building Shell, Core, & Residential
AAI ARCHITECTS, P.C.
401 Wellington St. W., 3rd Floor
Toronto, ON M5V 1E7 Canada
TEL: 416 967 1500 FAX: 416 967 7150

STRUCTURAL ENGINEERS:
WSP CANTOR SEINUK
228 EAST 45th Street
New York, NY 10017 USA
TEL: 212 687 9888 FAX: 646 487 5501

MEP ENGINEERS:
AKF GROUP
165 Broadway, 22nd Floor
New York, NY 10006 USA
TEL: 212 354 5656 FAX: 212 354 5668

GEOTECHNICAL ENGINEERS:
Langan Engineering & Environmental Services
21 Penn Plaza - 360 West 31st Street, 8th Floor
New York, NY 10001-2727
TEL: 212 479 5400 FAX: 212 479 5444

CODE CONSULTANTS:
Construction Consulting Associates
100 Church Street
New York, NY 10007
TEL: 212 385 1818 FAX: 212 385 1911

CURTAINWALL CONSULTANT:
AJLP Consulting
40 Worth Street. Suite 826
New York, NY 10013
TEL: 212 757 5659 FAX: 646 219 8508

LANDMARK/PRESERVATION CONSULTANT:
Jan Hird Pokorny Associates, Inc.
39 West 37th Street, 12A
New York, NY 10018
TEL: 212 759 6462 FAX: 212 759 6540

No.	DESCRIPTION	DATE
1	CD PROGRESS ISSUE 5	10 AUG 15
	D.O.B. AMENDMENT 2	21 SEP 15

NOT FOR BID/CONSTRUCTION

Discrepancies must be reported immediately to the Architect before proceeding. Only figured dimensions are to be used. Contractors must check all dimensions on site. This drawing is protected by copyright.

ALL DIMENSIONS ARE SHOWN IN IMPERIAL.

CONSULTANT:
AAI ARCHITECTS, P.C.

PROJECT:
217 WEST 57TH STREET
NEW YORK, NY

DRAWING TITLE:
EXTERIOR DOORS

SEAL & SIGNATURE:
REGISTERED ARCHITECT WIEPKE DAVID JANSEN No. 028881 STATE OF NEW YORK

DATE: 10 AUG 15
PROJECT No: 1216-00
DRAWN: Author
CHK: Checker
REV: 1
SCALE: 1/4" = 1'-0"
DWG No: **A-605.01**
DOB PAGE No: 358 of 569

DOB EMPLOYEE STAMP: | DOB B-SCAN:

FILE NAME: C:\Revit Local Files\EXTELL-865-AAI-TWR-CNF_hadlarim.rvt
PLOT DATE: 9/22/2015 11:29:23 AM

36" x 48" Arch E -SHEET SIZE

DEPT OF BLDGS121328205 Job Number

ES193952055 Scan Code

6

RESIDENTIAL DOOR SCHEDULE

Door Number	Fire Rating	Door Type	Width	Height	Thickness	Panel 1	Panel 2	Door Material	Finish	Frame Type	Frame Material	Frame Finish	Comments
D-01A	UNLABELED	D1	2'-10 1/2"	8'-0"	1 3/4"	2'-10 1/2"		WD	PT	WD2	WD	PT	BEDROOM SINGLE
D-01B	UNLABELED	D1	3'-0"	8'-0"	1 3/4"	3'-0"		WD	PT	WD2	WD	PT	BEDROOM SINGLE
D-02A	UNLABELED	D2	4'-4"	8'-0"	1 3/4"	1'-4"	3'-0"	WD	PT	WD2	WD	PT	BEDROOM DOUBLE
D-02B	UNLABELED	D2	5'-4"	8'-0"	1 3/4"	2'-8"	2'-8"	WD	PT	WD2	WD	PT	BEDROOM DOUBLE
D-02C	UNLABELED	D2	6'-0"	8'-0"	1 3/4"	3'-0"	3'-0"	WD	PT	WD2	WD	PT	BEDROOM DOUBLE
D-03A	UNLABELED	D1	3'-0"	8'-0"	1 3/4"	3'-0"		WD	PT	WD3	WD	PT	BEDROOM POCKET SINGLE
D-04	UNLABELED	D1	2'-10 1/2"	8'-0"	1 3/4"	2'-10 1/2"		WD	PT	WD2	WD	PT	CLOSET SINGLE
D-04A	UNLABELED	D1	1'-8"	8'-0"	1 3/4"	1'-8"		WD	PT	WD2	WD	PT	CLOSET SINGLE
D-04B	UNLABELED	D1	2'-0"	8'-0"	1 3/4"	2'-0"		WD	PT	WD2	WD	PT	CLOSET SINGLE
D-04C	UNLABELED	D1	2'-2"	8'-0"	1 3/4"	2'-2"		WD	PT	WD2	WD	PT	CLOSET SINGLE
D-04D	UNLABELED	D1	2'-4"	8'-0"	1 3/4"	2'-4"		WD	PT	WD2	WD	PT	CLOSET SINGLE
D-04E	UNLABELED	D1	2'-6"	8'-0"	1 3/4"	2'-6"		WD	PT	WD2	WD	PT	CLOSET SINGLE
D-04E2	UNLABELED	D1	2'-6"	8'-0"	1 3/4"	2'-6"		WD	PT	WD6	WD	PT	CLOSET SINGLE
D-04F	UNLABELED	D1	2'-8"	8'-0"	1 3/4"	2'-8"		WD	PT	WD2	WD	PT	CLOSET SINGLE
D-04G	UNLABELED	D1	2'-10 1/2"	8'-0"	1 3/4"	2'-10 1/2"		WD	PT	WD2	WD	PT	CLOSET SINGLE
D-04G2	UNLABELED	D1	2'-10 1/2"	8'-0"	1 3/4"	2'-10 1/2"		WD	PT	WD5	WD	PT	CLOSET SINGLE
D-04H	UNLABELED	D1	3'-0"	8'-0"	1 3/4"	3'-0"		WD	PT	WD5	WD	PT	CLOSET SINGLE
D-05	UNLABELED	D1	2'-10 1/2"	8'-0"	1 3/4"	2'-10 1/2"		WD	PT	WD2	WD	PT	CLOSET DOUBLE
D-05A	UNLABELED	D2	4'-0"	8'-0"	1 3/4"	2'-0"	2'-0"	WD	PT	WD2	WD	PT	CLOSET DOUBLE
D-05B	UNLABELED	D2	5'-0"	8'-0"	1 3/4"	2'-6"	2'-6"	WD	PT	WD2	WD	PT	CLOSET DOUBLE
D-05C	UNLABELED	D2	5'-4"	8'-0"	1 3/4"	2'-8"	2'-8"	WD	PT	WD2	WD	PT	CLOSET DOUBLE
D-05D	UNLABELED	D2	5'-8"	8'-0"	1 3/4"	2'-10"	2'-10"	WD	PT	WD2	WD	PT	CLOSET DOUBLE
D-05E	UNLABELED	D2	6'-0"	8'-0"	1 3/4"	3'-0"	3'-0"	WD	PT	WD2	WD	PT	CLOSET DOUBLE
D-06A	UNLABELED	D1	2'-10 1/2"	8'-0"	1 3/4"	2'-10 1/2"		WD	PT	WD2	WD	PT	BATHROOM SINGLE
D-06B	UNLABELED	D1	3'-0"	8'-0"	1 3/4"	3'-0"		WD	PT	WD2	WD	PT	BATHROOM SINGLE
D-07	UNLABELED	D1	3'-0"	8'-0"	1 3/4"	3'-0"		WD	PT	WD3	WD	PT	BATHROOM POCKET SINGLE
D-07A	UNLABELED	D1	3'-0"	8'-0"	1 3/4"	3'-0"		WD	PT	WD3	WD	PT	BATHROOM POCKET SINGLE
D-08	UNLABELED	D1	3'-0"	8'-0"	1 3/4"	3'-0"		WD	PT	WD2	WD	PT	HEAT PUMP SINGLE
D-08B	UNLABELED	D1	3'-0"	8'-0"	1 3/4"	3'-0"		WD	PT	WD5	WD	PT	HEAT PUMP SINGLE
D-09A	UNLABELED	D2	5'-0"	8'-0"	1 3/4"	2'-6"	2'-6"	WD	PT	WD2	WD	PT	HEAT PUMP DOUBLE
D-10A	UNLABELED	D1	3'-0"	8'-0"	1 3/4"	3'-0"		WD	PT	WD3	WD	PT	KITCHEN POCKET
D-11A	UNLABELED	D1	2'-10 1/2"	8'-0"	1 3/4"	2'-10 1/2"		WD	PT	WD2	WD	PT	W/D SINGLE
D-11B	UNLABELED	D1	3'-0"	8'-0"	1 3/4"	3'-0"		WD	PT	WD2	WD	PT	W/D SINGLE
D-12A	UNLABELED	D2	4'-0"	8'-0"	1 3/4"	2'-0"	2'-0"	WD	PT	WD2	WD	PT	W/D DOUBLE
D-12B	UNLABELED	D2	5'-0"	6'-8"	1 3/4"	2'-6"	2'-6"	WD	PT	WD2	WD	PT	W/D DOUBLE
D-12C	UNLABELED	D2	7'-0"	8'-0"	1 3/4"	3'-6"	3'-6"	WD	PT	WD2	WD	PT	W/D DOUBLE
D-13A	90	B1	3'-0"	8'-0"	1 3/4"	3'-0"		HM	PT	HM4	HM4	PT	EMR SINGLE
D-13B	90	B1	3'-4"	7'-0"	1 3/4"	3'-4"		HM	PT	HM4	HM4	PT	EMR SINGLE
D-14A	UNLABELED	D1	2'-8"	8'-0"	1 3/4"	2'-8"		WD	PT	WD2	WD	PT	MISCELLANEOUS SINGLE
D-14B	UNLABELED	D1	2'-10"	8'-0"	1 3/4"	2'-10"		WD	PT	WD2	WD	PT	MISCELLANEOUS SINGLE
D-14C	UNLABELED	D1	2'-10 1/2"	8'-0"	1 3/4"	2'-10 1/2"		WD	PT	WD2	WD	PT	MISCELLANEOUS SINGLE
D-14D	UNLABELED	D1	3'-0"	8'-0"	1 3/4"	3'-0"		WD	PT	WD2	WD	PT	MISCELLANEOUS SINGLE
D-15A	UNLABELED	D2	5'-4"	8'-0"	1 3/4"	2'-8"	2'-8"	WD	PT	WD2	WD	PT	MISCELLANEOUS DOUBLE
D-15B	UNLABELED	D2	6'-0"	8'-0"	1 3/4"	3'-0"	3'-0"	WD	PT	WD2	WD	PT	MISCELLANEOUS DOUBLE
D-15C	UNLABELED	D2	4'-4"	8'-0"	1 3/4"	1'-4"	3'-0"	WD	PT	WD2	WD	PT	MISCELLANEOUS DOUBLE
D-15E	UNLABELED	D9	6'-0"	7'-0"	1 3/4"	3'-0"	3'-0"	WD/GL	PT/GL	WD2	WD	PT	MISCELLANEOUS DOUBLE
D-16A	UNLABELED	D1	3'-0"	8'-0"	1 3/4"	3'-0"		WD	PT	WD3	WD	PT	MISCELLANEOUS POCKET SINGLE
D-17A	UNLABELED	D2	3'-0"	8'-0"	1 3/4"	1'-6"	1'-6"	WD	PT	WD3	WD	PT	MISCELLANEOUS POCKET DOUBLE
D-17B	UNLABELED	D2	5'-4"	8'-0"	1 3/4"	2'-8"	2'-8"	WD	PT	WD3	WD	PT	MISCELLANEOUS POCKET DOUBLE
D-18A	UNLABELED	D3	3'-0"	8'-0"	1 3/4"	3'-0"		WD/GL	PT	WD7	WD	PT	AMENITIES STEAM SINGLE
D-19A	UNLABELED	D1	3'-0"	8'-0"	1 3/4"	3'-0"		WD	PT	WD6	WD	PT	AMENITIES SAUNA SINGLE
D-20A	UNLABELED	D1	2'-4"	8'-0"	1 3/4"	2'-4"		WD	PT	WD7	WD	PT	AMENITIES TOILET/SHOWER SINGLE
D-20B	UNLABELED	-	2'-4"	8'-0"	1 3/4"	2'-4"		WD/GL	PT-09 / IGL-08	WD7	WD	PT	AMENITIES TOILET/SHOWER SINGLE
D-20E	UNLABELED	-	2'-10 1/2"	8'-0"	1 3/4"	2'-10 1/2"		WD/GL	PT-09 / IGL-08	WD7	WD	PT	AMENITIES TOILET/SHOWER SINGLE
D-20F	UNLABELED	D1	3'-0"	8'-0"	1 3/4"	3'-0"		WD	PT	WD7	WD	PT	AMENITIES TOILET/SHOWER SINGLE
D-20F2	UNLABELED	D1	3'-0"	8'-0"	1 3/4"	3'-0"		WD	PT	WD5	WD	PT	AMENITIES TOILET/SHOWER SINGLE
D-20G	UNLABELED	-	3'-0"	8'-0"	1 3/4"	3'-0"		WD/GL	PT-09 / IGL-08	WD7	WD	PT	AMENITIES TOILET/SHOWER SINGLE

RESIDENTIAL HARDWARE FINISHES:

1) RESIDENTIAL ENTRY DOORS WILL HAVE A BURNISHED BRASS FINISH
2) DOORS WITHIN RESIDENTIAL UNITS WILL HAVE HARDWARE FINISHES THAT WILL CORRESPOND TO THE FINISH SCHEME FOR THE FLOOR. THEY ALTERNATE BETWEEN SCHEME 1, 2A, AND 2B. REFER TO A-613 FOR THE FINISH SCHEMES BY FLOOR MATRIX

   i) SCHEME 1: POLISHED NICKEL DOOR HARDWARE
   ii) SCHEME 2A: BURNISHED BRASS HARDWARE
   iii) SCHEME 2B: BURNISHED BRASS HARDWARE

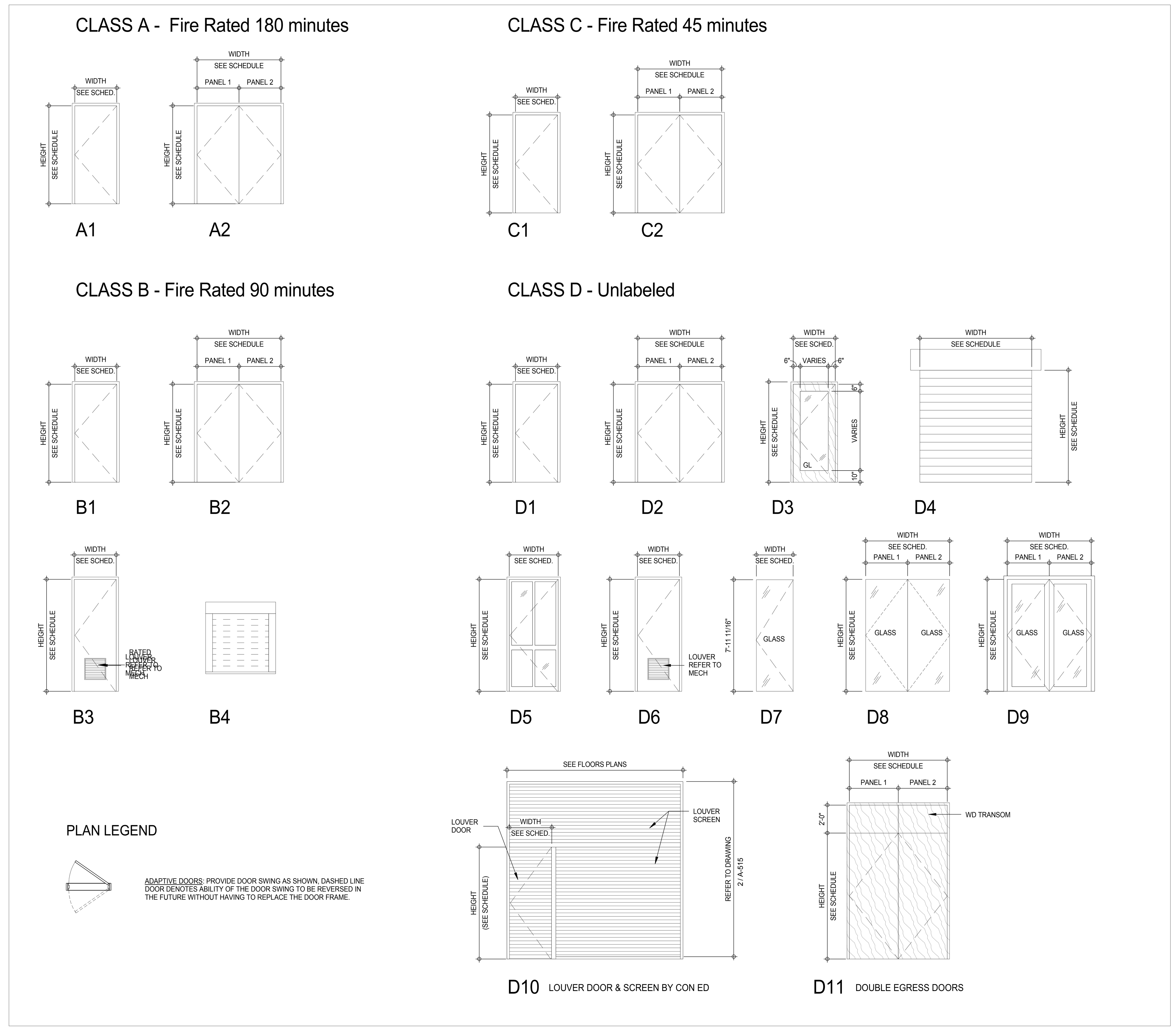

6

DOOR TYPES LEGEND

1/4" = 1'-0"

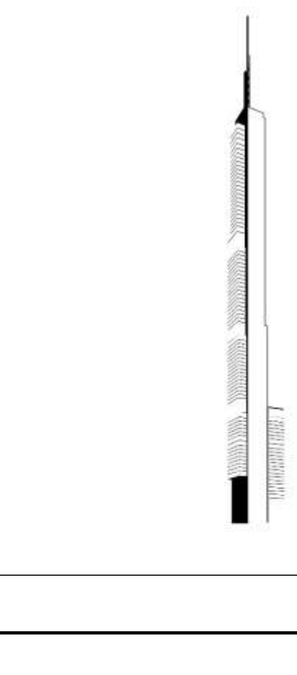

KEY PLAN:

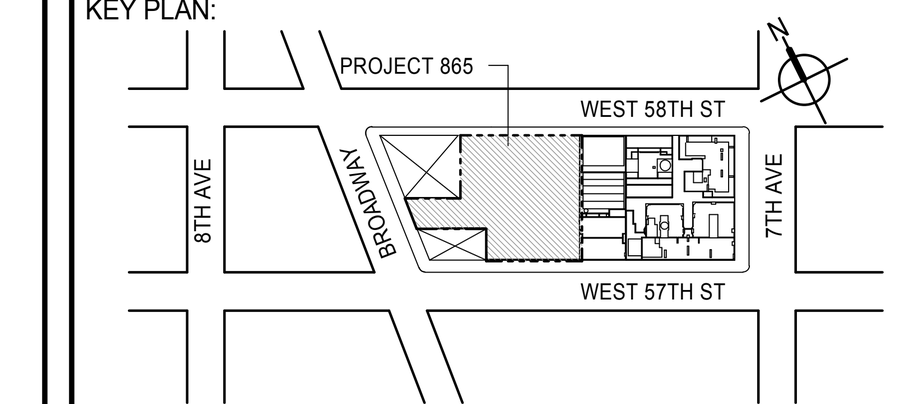

PROJECT NORTH | TRUE NORTH

DEVELOPER:
EXTELL DEVELOPMENT COMPANY
805 THIRD AVENUE, 7TH FLOOR
New York, NY 10022 USA
TEL: 212 712 6000 FAX: 212 712 6100

DESIGN ARCHITECT: Base Building Shell & Core
ADRIAN SMITH + GORDON GILL ARCHITECTURE
111 WEST MONROE STREET SUITE 2300
CHICAGO IL 60603
TEL: 312 920 1888 FAX: 312 920 1775

INTERIOR DESIGNER: Residential
Rottet Architecture and Design Studio, PLLC
298 Fifth Ave, 7th Floor
New York, NY 10001
TEL: 646 998 7000 FAX:

ARCHITECT OF RECORD: Base Building Shell, Core, & Residential
AAI ARCHITECTS, P.C.
401 Wellington St. W., 3rd Floor
Toronto, ON M5V 1E7 Canada
TEL: 416 967 1500 FAX: 416 967 7150

STRUCTURAL ENGINEERS:
WSP CANTOR SEINUK
228 EAST 45th Street
New York, NY 10017 USA
TEL: 212 687 9888 FAX: 646 487 5501

MEP ENGINEERS:
AKF GROUP
165 Broadway, 22nd Floor
New York, NY 10006 USA
TEL: 212 354 5656 FAX: 212 354 5668

GEOTECHNICAL ENGINEERS:
Langan Engineering & Environmental Services
21 Penn Plaza - 360 West 31st Street, 8th Floor
New York, NY 10001-2727
TEL: 212 479 5400 FAX: 212 479 5444

CODE CONSULTANTS:
Construction Consulting Associates
100 Church Street
New York, NY 10007
TEL: 212 385 1818 FAX: 212 385 1911

CURTAINWALL CONSULTANT:
AJLP Consulting
40 Worth Street. Suite 826
New York, NY 10013
TEL: 212 757 5659 FAX: 646 219 8508

LANDMARK/PRESERVATION CONSULTANT:
Jan Hird Pokorny Associates, Inc.
39 West 37th Street, 12A
New York, NY 10018
TEL: 212 759 6462 FAX: 212 759 6540

No.	DESCRIPTION	DATE
1	CD PROGRESS ISSUE 1	15 OCT 14
2	CD PROGRESS ISSUE 2	19 DEC 14
3	D.O.B. SUBMISSION	18 FEB 15
4	CD PROGRESS ISSUE 3	09 MAR 15
	D.O.B. SUBMISSION	27 APR 15
5	CD PROGRESS ISSUE 4	01 JUN 15
6	CD PROGRESS ISSUE 5	10 AUG 15
	D.O.B. AMENDMENT 2	21 SEP 15

NOT FOR BID/CONSTRUCTION

Discrepancies must be reported immediately to the Architect before proceeding. Only figured dimensions are to be used. Contractors must check all dimensions on site. This drawing is protected by copyright.

ALL DIMENSIONS ARE SHOWN IN IMPERIAL.

CONSULTANT:
AAI ARCHITECTS, P.C.

PROJECT:
217 WEST 57TH STREET
NEW YORK, NY

DRAWING TITLE:
RESIDENTIAL INTERIOR DOOR SCHEDULE AND DOOR TYPES LEGEND

SEAL & SIGNATURE:
REGISTERED ARCHITECT WIEPKE DAVID JANSEN No. 028881 STATE OF NEW YORK

DATE:	15 OCT 14
PROJECT No:	1216-00
DRAWN:	Author
CHK:	Checker
SCALE:	1/4" = 1'-0"
REV:	6
DWG No:	A-610.01
DOB PAGE No:	359 of 569

DOB EMPLOYEE STAMP: | DOB B-SCAN:

FILE NAME: C:\Revit Local Files\EXTELL-865-AAI-TWR-CNF_hadlarim.rvt
PLOT DATE: 9/22/2015 11:30:08 AM

DEPT OF BLDGS 121230526 Job Number
E300540478 Scan Code

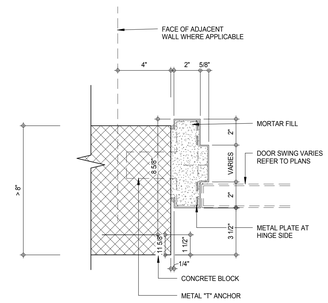

HM3 - JAMB DETAIL (4)
3" = 1'-0"

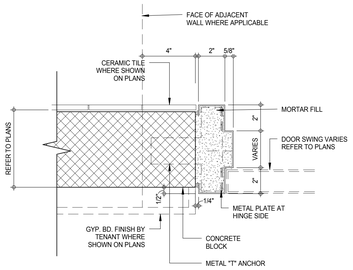

HM2 - JAMB DETAIL (3)
3" = 1'-0"

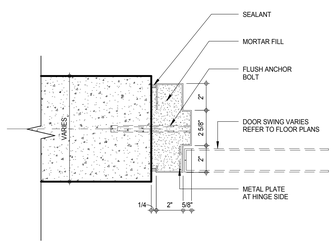

HM7 - JAMB DETAIL (6)
3" = 1'-0"

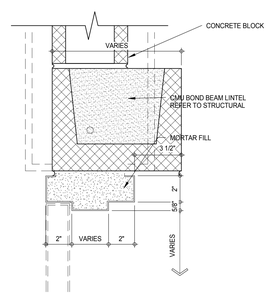

HM1 - HEAD DETAIL (2)
3" = 1'-0"

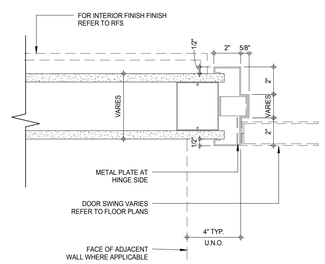

HM4 - JAMB DETAIL (5)
3" = 1'-0"

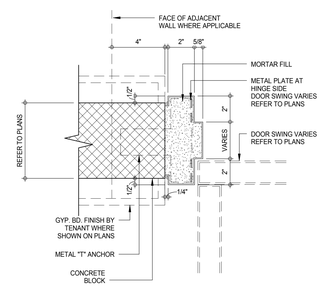

HM1 - JAMB DETAIL (1)
3" = 1'-0"

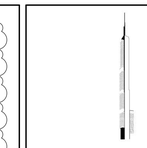

KEY PLAN:

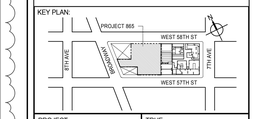

PROJECT NORTH

TRUE NORTH

DEVELOPER:
EXTELL DEVELOPMENT COMPANY
805 THIRD AVENUE, 7TH FLOOR
New York, NY 10022 USA
TEL: 212 712 6000 FAX: 212 712 6100

DESIGN ARCHITECT: Base Building Shell & Core
ADRIAN SMITH + GORDON GILL ARCHITECTURE
111 WEST MONROE STREET SUITE 2300
CHICAGO IL 60603
TEL: 312 920 1888 FAX: 312 920 1775

INTERIOR DESIGNER: Residential
Rottet Architecture and Design Studio, PLLC
298 Fifth Ave, 7th Floor
New York, NY 10001
TEL: 646 998 7000 FAX:

ARCHITECT OF RECORD: Base Building Shell, Core, & Residential
AAI ARCHITECTS, P.C.
401 Wellington St. W., 3rd Floor
Toronto, ON M5V 1E7 Canada
TEL: 416 967 1500 FAX: 416 967 7150

STRUCTURAL ENGINEERS:
WSP CANTOR SEINUK
228 EAST 45th Street
New York, NY 10017 USA
TEL: 212 687 9888 FAX: 646 487 5501

MEP ENGINEERS:
AKF GROUP
165 Broadway, 22nd Floor
New York, NY 10006 USA
TEL: 212 354 5656 FAX: 212 354 5668

GEOTECHNICAL ENGINEERS:
Langan Engineering & Environmental Services
21 Penn Plaza - 360 West 31st Street, 8th Floor
New York, NY 10001-2727
TEL: 212 479 5400 FAX: 212 479 5444

CODE CONSULTANTS:
Construction Consulting Associates
100 Church Street
New York, NY 10007
TEL: 212 385 1818 FAX: 212 385 1911

CURTAINWALL CONSULTANT:
AJLP Consulting
40 Worth Street. Suite 826
New York, NY 10013
TEL: 212 757 5659 FAX: 646 219 8508

LANDMARK/PRESERVATION CONSULTANT:
Jan Hird Pokorny Associates, Inc.
39 West 37th Street, 12A
New York, NY 10018
TEL: 212 759 6462 FAX: 212 759 6540

No.	DESCRIPTION	DATE
1	CD PROGRESS ISSUE 2	19 DEC 14
2	D.O.B. SUBMISSION	18 FEB 15
3	CD PROGRESS ISSUE 3	09 MAR 15
	D.O.B. SUBMISSION	27 APR 15
4	CD PROGRESS ISSUE 4	01 JUN 15
5	CD PROGRESS ISSUE 5	10 AUG 15
	D.O.B. AMENDMENT 2	21 SEP 15

NOT FOR BID/CONSTRUCTION

Discrepancies must be reported immediately to the Architect before proceeding. Only figured dimensions are to be used. Contractors must check all dimensions on site. This drawing is protected by copyright.

ALL DIMENSIONS ARE SHOWN IN IMPERIAL.

CONSULTANT:

AAI ARCHITECTS, P.C.

PROJECT:

217 WEST 57TH STREET
NEW YORK, NY

DRAWING TITLE:

DOOR FRAME DETAILS

SEAL & SIGNATURE:

REGISTERED ARCHITECT
DAVID JANSSEN
AA 029881
STATE OF NEW YORK

DATE:	19 DEC 14
PROJECT No:	1216-00
DRAWN: Author	REV:
CHK: Checker	5
SCALE: 3" = 1'-0"	
DWG No:	A-611.01
DOB PAGE No:	360 of 569

DOB EMPLOYEE STAMP:

DOB B-SCAN:

36" x 48" Arch E SHEET SIZE
FILE NAME: C:\Revit Local Files\EXTELL-865-AAI-TVR-CNF_Jsellerin.rvt
PLOT DATE: 8/22/2015 11:30:22 AM

DEPT OF BLDGS 421208305 Job Number
E320523137P0 Scan Code

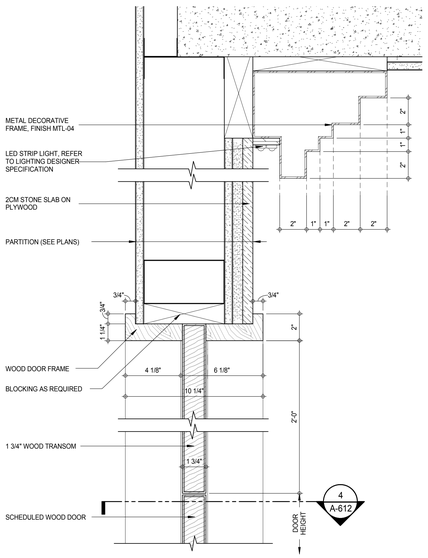

WD4 - HEAD DETAIL - DOUBLE EGRESS WD DOOR (12)
A-612
3" = 1'-0"

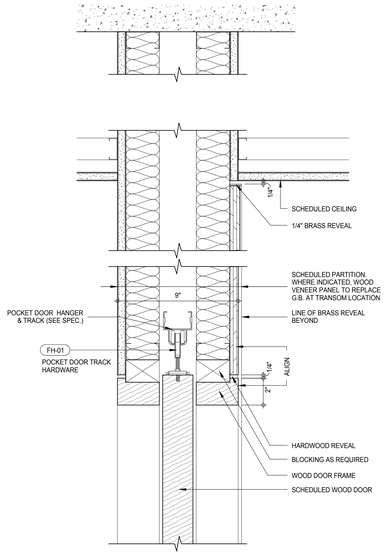

WD3 HEAD DETAIL - RESIDENTIAL POCKET WD DOOR (10)
3" = 1'-0"

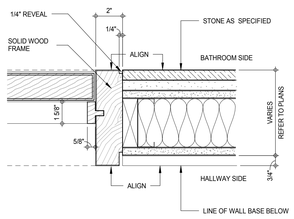

WD8 - JAMB DETAIL (8)
3" = 1'-0"

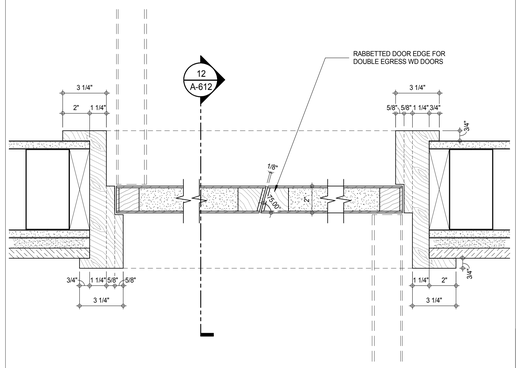

WD4 - JAMB DETAIL - DOUBLE EGRESS WD DOOR (4)
A-612
3" = 1'-0"

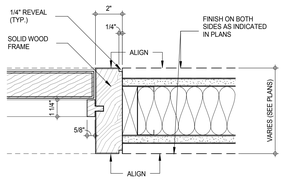

WD7 - JAMB DETAIL (7)
3" = 1'-0"

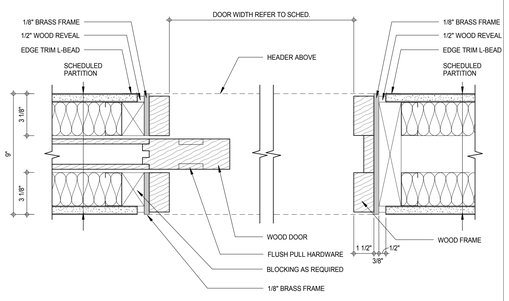

WD3 - JAMB DETAIL - RESIDENTIAL POCKET WD DOOR (3)
3" = 1'-0"

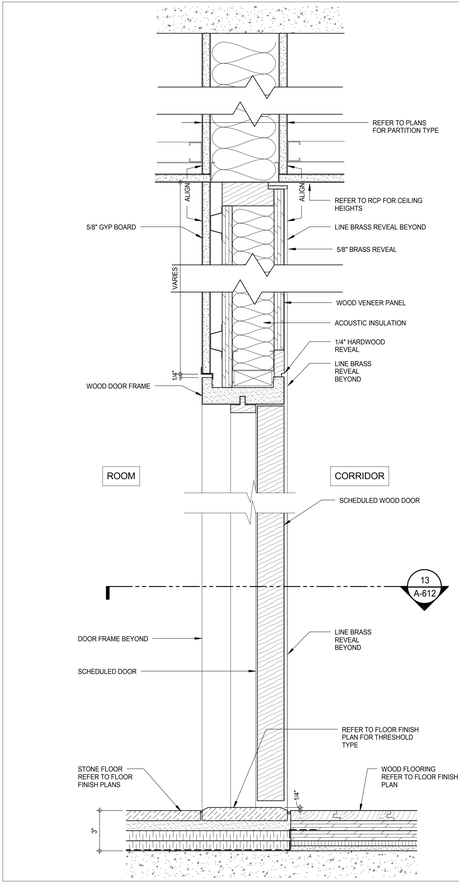

WD2 - HEAD DETAIL (TYP INT RES DOOR) (11)
A-612
3" = 1'-0"

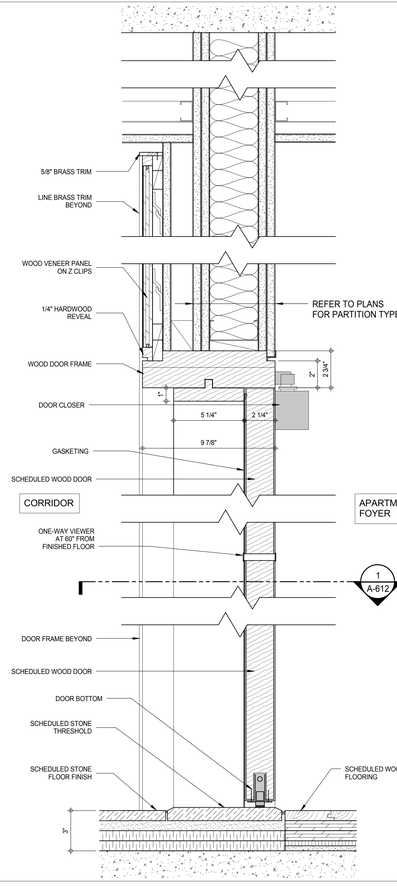

WD1 - HEAD DETAIL (TYP RES UNIT ENTRY DOOR) (9)
A-612
3" = 1'-0"

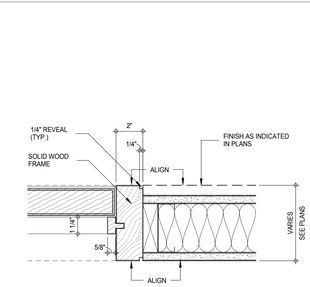

WD6 - JAMB DETAIL (6)
3" = 1'-0"

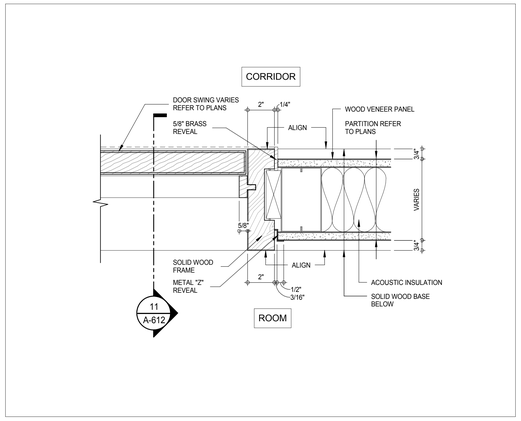

WD2 - JAMB DETAIL (TYP RES. INTERIOR DOOR) (13)
A-612
3" = 1'-0"

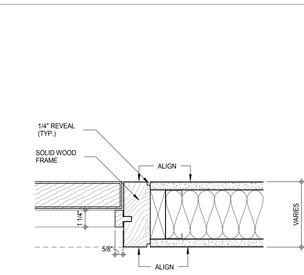

WD5 - JAMB DETAIL (5)
3" = 1'-0"

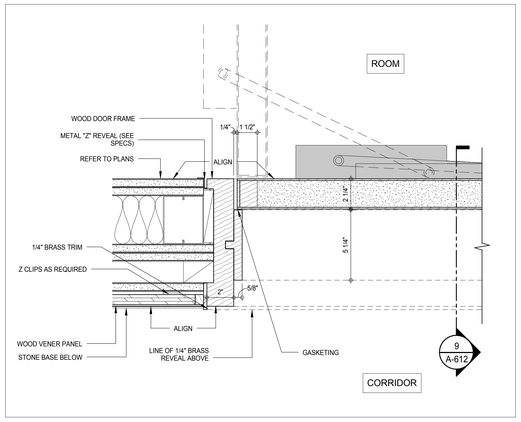

WD1 - JAMB DETAIL (TYP RES UNIT ENTRY DOOR) (1)
A-612
3" = 1'-0"

KEY PLAN:

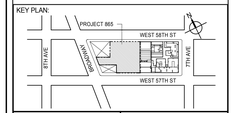

PROJECT NORTH

TRUE NORTH

DEVELOPER:
EXTELL DEVELOPMENT COMPANY
805 THIRD AVENUE, 7TH FLOOR
New York, NY 10022 USA
TEL: 212 712 6000 FAX: 212 712 6100

DESIGN ARCHITECT: Base Building Shell & Core
ADRIAN SMITH + GORDON GILL ARCHITECTURE
111 WEST MONROE STREET SUITE 2300
CHICAGO IL 60603
TEL: 312 920 1888 FAX: 312 920 1775

INTERIOR DESIGNER: Residential
Rottet Architecture and Design Studio, PLLC
298 Fifth Ave, 7th Floor
New York, NY 10001
TEL: 646 998 7000 FAX:

ARCHITECT OF RECORD: Base Building Shell, Core, & Residential
AAI ARCHITECTS, P.C.
401 Wellington St. W., 3rd Floor
Toronto, ON M5V 1E7 Canada
TEL: 416 967 1500 FAX: 416 967 7150

STRUCTURAL ENGINEERS:
WSP CANTOR SEINUK
228 EAST 45th Street
New York, NY 10017 USA
TEL: 212 687 9888 FAX: 646 487 5501

MEP ENGINEERS:
AKF GROUP
165 Broadway, 22nd Floor
New York, NY 10006 USA
TEL: 212 354 5656 FAX: 212 354 5668

GEOTECHNICAL ENGINEERS:
Langan Engineering & Environmental Services
21 Penn Plaza - 360 West 31st Street, 8th Floor
New York, NY 10001-2727
TEL: 212 479 5400 FAX: 212 479 5444

CODE CONSULTANTS:
Construction Consulting Associates
100 Church Street
New York, NY 10007
TEL: 212 385 1818 FAX: 212 385 1911

CURTAINWALL CONSULTANT:
AJLP Consulting
40 Worth Street. Suite 826
New York, NY 10013
TEL: 212 757 5659 FAX: 646 219 8508

LANDMARK/PRESERVATION CONSULTANT:
Jan Hird Pokorny Associates, Inc.
39 West 37th Street, 12A
New York, NY 10018
TEL: 212 759 6462 FAX: 212 759 6540

No.	DESCRIPTION	DATE
	D.O.B. AMENDMENT 2	21 SEP 15

NOT FOR BID/CONSTRUCTION

Discrepancies must be reported immediately to the Architect before proceeding. Only figured dimensions are to be used. Contractors must check all dimensions on site. This drawing is protected by copyright.

ALL DIMENSIONS ARE SHOWN IN IMPERIAL.

CONSULTANT:
AAI ARCHITECTS, P.C.

PROJECT:
217 WEST 57TH STREET
NEW YORK, NY

DRAWING TITLE:
DOOR HEAD & JAMB DETAILS

SEAL & SIGNATURE:

DATE:	07/29/15
PROJECT No:	1216-00
DRAWN: Author	REV:
CHK: Checker	
SCALE: 3" = 1'-0"	
DWG No:	**A-612.00**
DOB PAGE No:	361 of 569

DOB EMPLOYEE STAMP:

DOB B-SCAN:

36" x 48" Arch E SHEET SIZE
FILE NAME: C:\Revit Local Files\EXTELL-865-AAI-TWK-CNF_hudson.rvt
PLOT DATE: 9/28/2015 11:52:42 AM

DEPT OF BLDGS 121253025 Job Number
E124125240 Scan Code

36" x 48" Arch E SHEET SIZE



KEY PLAN:

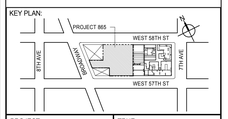

PROJECT NORTH

TRUE NORTH

DEVELOPER:
EXTELL DEVELOPMENT COMPANY
805 THIRD AVENUE, 7TH FLOOR
New York, NY 10022 USA
TEL: 212 712 6000 FAX: 212 712 6100

DESIGN ARCHITECT: Base Building Shell & Core
ADRIAN SMITH + GORDON GILL ARCHITECTURE
111 WEST MONROE STREET SUITE 2300
CHICAGO IL 60603
TEL: 312 920 1888 FAX: 312 920 1775

INTERIOR DESIGNER: Residential
Rottet Architecture and Design Studio, PLLC
298 Fifth Ave, 7th Floor
New York, NY 10001
TEL: 646 998 7000 FAX:

ARCHITECT OF RECORD: Base Building Shell, Core, & Residential
AAI ARCHITECTS, P.C.
401 Wellington St. W., 3rd Floor
Toronto, ON M5V 1E7 Canada
TEL: 416 967 1500 FAX: 416 967 7150

STRUCTURAL ENGINEERS:
WSP CANTOR SEINUK
228 EAST 45th Street
New York, NY 10017 USA
TEL: 212 687 9888 FAX: 646 487 5501

MEP ENGINEERS:
AKF GROUP
165 Broadway, 22nd Floor
New York, NY 10006 USA
TEL: 212 354 5656 FAX: 212 354 5668

GEOTECHNICAL ENGINEERS:
Langan Engineering & Environmental Services
21 Penn Plaza - 360 West 31st Street, 8th Floor
New York, NY 10001-2727
TEL: 212 479 5400 FAX: 212 479 5444

CODE CONSULTANTS:
Construction Consulting Associates
100 Church Street
New York, NY 10007
TEL: 212 385 1818 FAX: 212 385 1911

CURTAINWALL CONSULTANT:
AJLP Consulting
40 Worth Street. Suite 826
New York, NY 10013
TEL: 212 757 5659 FAX: 646 219 8508

LANDMARK/PRESERVATION CONSULTANT:
Jan Hird Pokorny Associates, Inc.
39 West 37th Street, 12A
New York, NY 10018
TEL: 212 759 6462 FAX: 212 759 6540

No.	DESCRIPTION	DATE
	D.O.B. AMENDMENT 2	21 SEP 15

NOT FOR BID/CONSTRUCTION

Discrepancies must be reported immediately to the Architect before proceeding. Only figured dimensions are to be used. Contractors must check all dimensions on site. This drawing is protected by copyright.

ALL DIMENSIONS ARE SHOWN IN IMPERIAL.

CONSULTANT:

AAI ARCHITECTS, P.C.

PROJECT:

217 WEST 57TH STREET
NEW YORK, NY

DRAWING TITLE:

FINISH SCHEMES BY FLOOR - MATRIX

SEAL & SIGNATURE:

REGISTERED ARCHITECT JOSE DAVID UNGER 028883 STATE OF NEW YORK

DATE:	09/15/15
PROJECT No:	1216-00
DRAWN: Author	REV:
CHK: Checker	
SCALE: 12" = 1'-0"	
DWG No:	**A-613.00**
DOB PAGE No:	362 of 569

DOB EMPLOYEE STAMP:

DOB B-SCAN:

FINISHES SCHEME 1:

IGL-01	IGL-01B
AMT-01	AMT-01B
ST-01	ST-01B
ST-02	ST-02B
ST-03	ST-03B
ST-07	ST-07B
ST-08	ST-02B
ST-09	ST-09B
ST-13	ST-13B
ST-14	ST-14B
ST-15	ST-15B
ST-28	ST-28B
WDF-01	WDF-01B
WDF-02	WDF-02B
WDV-01	WDV-01B
WDV-05	WDV-05B

FINISHES SCHEME 2A:

IGL-01	IGL-01A
AMT-01	AMT-01A
ST-01	ST-01A
ST-02	ST-02A1
ST-03	ST-03A1
ST-07	ST-07A
ST-08	ST-02A
ST-09	ST-09A
ST-13	ST-13A
ST-14	ST-14A
ST-15	ST-15A
ST-28	ST-28A
WDF-01	WDF-01A
WDF-02	WDF-02A
WDV-01	WDV-01A
WDV-05	WDF-05A

FINISHES SCHEME 2B:

IGL-01	IGL-01A
AMT-01	AMT-01A
ST-02	ST-01A
ST-02	ST-02A2
ST-03	ST-03A2
ST-07	ST-07A
ST-08	ST-02A
ST-09	ST-09A
ST-13	ST-13A
ST-14	ST-14A
ST-15	ST-15A
ST-28	ST-28A
WDF-01	WDF-01A
WDF-02	WDF-02A
WDV-01	WDV-01A
WDV-05	WDF-05A

FINISH SCHEME LEGEND

12" = 1'-0"

FINISH SCHEMES BY FLOOR - MATRIX

CONSTR. FLOOR	MKTG. LEVEL	FINISH SCHED.
13	32	2A
14	33	2B
15	34	1
16	35	2A
17	36	2B
18	37	1
19	38	2A
20	39	2B
21	43	1
22	45	2A
23	46	2B
24	47	1
25	48	2A
26	49	2B
27	MECH	N/A
28	53	1
29	54	2A
30	55	2B
31	56	1
32	57	2A
33	58	2B
34	59	1
35	60	2A
36	61	2B
37	62	1
38	63	2A
39	64	2B
40	65	1
41	66	2A
42	67	2B
43	68	1
44	69	2A
45	70	2B
46	MECH	N/A
47	77	1
48	78	2A
49	79	2B
50	80	1
51	81	2A
52	82	2B
53	83	1
54	84	2A
55	85	2B
56	86	1
57	87	2A
58	88	2B
59	89	1
60	90	2A
61	91	2B
62	92	1
63	93	2A
64	94	2B
65	95	1
66	96	2A
67	MECH	N/A
68	AMENITY	N/A
69	107	2B
70	108	2B
71	109	1
72	110	2A
73	111	2B
74	112	1
75	113	2A
76	114	2B
77	115	1
78	116	2A
79	117	2B
80	118	1
81	119	2A
82	120	2B
83	121	1
84	122	2A
85	123	2B
86	124	1
87	125	2A
88	126	2B
89	127	1
90	128	1
91	129	2A
92	130	2A
93	131	2A

FINISH SCHEMES BY FLOOR

12" = 1'-0"

FILE NAME: C:\Revit Local Files\EXTELL-865-AAI-TWR-CNE_hadams.rvt
PLOT DATE: 9/22/2015 11:55:53 AM

DEPT OF BLDGS 421267805 Job Number
E345435049R9 Scan Code

FINISH SCHEDULE

ARCHITECTURAL METALWORK

AMT-01A	DESCRIPTION	BURNISHED BRASS - SCHEME 2A, 2B
MTL-01A	MANUFACTURER	CUSTOM
	PRODUCT	-
	FINISH	REFER TO ARCH SAMPLE
	PRODUCT DIMENSIONS	PRODUCT DIMENSIONS
	LOCATION	KITCHEN TRIM
	NOTE	-
AMT-01B	DESCRIPTION	SATIN NICKEL - SCHEME 1
MTL-01B	MANUFACTURER	CUSTOM
	PRODUCT	-
	FINISH	REFER TO ARCH SAMPLE
	PRODUCT DIMENSIONS	-
	LOCATION	KITCHEN TRIM
	NOTE	-
AMT-02	DESCRIPTION	POLISHED STAINLESS STEEL
MTL-02	MANUFACTURER	-
	PRODUCT	-
	FINISH	POLISHED STAINLESS
	PRODUCT DIMENSIONS	-
	LOCATION	KITCHEN TOE KICK, BATH TRIM
	NOTE	-
AMT-03	DESCRIPTION	POLISHED NICKEL
MTL-03	MANUFACTURER	MANUFACTURER
	PRODUCT	PRODUCT
	FINISH	POLISHED NICKEL
	PRODUCT DIMENSIONS	PRODUCT DIMENSIONS
	LOCATION	BATHROOM TRIM, CUSTOM HARDWARE
	NOTE	NOTE
AMT-04	DESCRIPTION	CUSTOM BURNISHED BRASS FINISH
MTL-04	MANUFACTURER	CUSTOM
	PRODUCT	-
	FINISH	REFER TO ARCH SAMPLE
	PRODUCT DIMENSIONS	-
	LOCATION	REFER TO ELEVATIONS
	NOTE	-
AMT-05	DESCRIPTION	STATUARY BRONZE METAL FINISH
MTL-05	MANUFACTURER	CUSTOM
	PRODUCT	-
	FINISH	REFER TO ARCH SAMPLE
	PRODUCT DIMENSIONS	-
	LOCATION	ELEVATOR DOOR FINISH ON CORRIDOR SIDE
	NOTE	-
AMT-06	DESCRIPTION	POLISHED STAINLESS STEEL
MTL-06	MANUFACTURER	-
	PRODUCT	STAINLESS STEEL
	FINISH	MIRROR FINISH
	PRODUCT DIMENSIONS	REFER TO DRAWINGS
	LOCATION	ELEVATOR CAB CEILINGS
	NOTE	-
AMT-10	DESCRIPTION	CUSTOM DOOR PULL/TOWEL BAR
---	MANUFACTURER	-
	PRODUCT	-
	FINISH	-
	PRODUCT DIMENSIONS	-
	LOCATION	RESIDENTIAL BATHROOMS
	NOTE	REFER TO ARCH DETAILS

ARCHITECTURAL WOODWORK

UF-01	DESCRIPTION	UPHOLSTERY FABRIC
UF-01	MANUFACTURER	-
	PRODUCT	-
	FINISH	-
	PRODUCT DIMENSIONS	-
	LOCATION	8TH FLOOR AMENITY BANQUETTE SEATING
	NOTE	-
UF-02	DESCRIPTION	UPHOLSTERY FABRIC
UF-02	MANUFACTURER	-
	PRODUCT	-
	FINISH	-
	PRODUCT DIMENSIONS	-
	LOCATION	CIGAR LOUNGE BANQUETTE SEAT AND BACK
	NOTE	-
PL-01	DESCRIPTION	PLASTIC LAMINATE
---	MANUFACTURER	-
	PRODUCT	NEVEMAR RAVEN 26033T TEXTURED
	FINISH	-
	PRODUCT DIMENSIONS	-
	LOCATION	BOH STAFF ROOM KITCHEN CABINETS FACES
	NOTE	-
CDP-01	DESCRIPTION	CABINET DOOR PULL
---	MANUFACTURER	LIBERTY HARDWARE
	PRODUCT	#P01026-SS-C
	FINISH	STAINLESS STEEL
	PRODUCT DIMENSIONS	7 3/8" LENGTH
	LOCATION	BOH STAFF ROOM KITCHEN CABINETS
	NOTE	-
WD-01	DESCRIPTION	SOLID WOOD PLANKS
---	MANUFACTURER	-
	PRODUCT	-
	FINISH	WESTERN RED CEDAR
	PRODUCT DIMENSIONS	1" THICK 6" WIDE
	LOCATION	DRY SAUNAS
	NOTE	-
WDV-01A	DESCRIPTION	WOOD VENEER - SCHEME 2A, 2B
WDV-01A	MANUFACTURER	KITCHEN MANUFACTURER
	PRODUCT	DYED GREY SYCAMORE
	FINISH	FILLED AND POLISHED
	PRODUCT DIMENSIONS	-
	LOCATION	KITCHEN BASE CABINETS
	NOTE	MATCH ARCH SAMPLE
WDV-01B	DESCRIPTION	WOOD VENEER - SCHEME 1
WDV-01B	MANUFACTURER	KITCHEN MANUFACTURER
	PRODUCT	DARK STAINED EUCALYPTUS
	FINISH	FILLED AND POLISHED
	PRODUCT DIMENSIONS	-
	LOCATION	KITCHEN BASE CABINETS
	NOTE	MATCH ARCH SAMPLE
WDV-02	DESCRIPTION	WOOD VENEER
WDV-02	MANUFACTURER	-
	PRODUCT	STAINED WALNUT
	FINISH	-
	PRODUCT DIMENSIONS	-
	LOCATION	SECONDARY BATHROOM VANITY BASE CABINET
	NOTE	MATCH ARCH SAMPLE
WDV-03	DESCRIPTION	WOOD VENEER
WDV-03	MANUFACTURER	-
	PRODUCT	LACEWOOD
	FINISH	FILLED AND POLISHED
	PRODUCT DIMENSIONS	-
	LOCATION	AMENITY SPACES
	NOTE	MATCH ARCH SAMPLE
WDV-04	DESCRIPTION	WOOD VENEER
WDV-04	MANUFACTURER	-
	PRODUCT	LACEWOOD
	FINISH	FILLED AND POLISHED
	PRODUCT DIMENSIONS	-
	LOCATION	BANQUET HALL WOOD VENEER - REFER TO ELEVATIONS
	NOTE	MATCH ARCH SAMPLE
WDV-05A	DESCRIPTION	WOOD VENEER - SCHEME 1
WDV-05A	MANUFACTURER	KITCHEN MANUFACTURER
	PRODUCT	NATURAL SYCAMORE
	FINISH	FILLED AND POLISHED
	PRODUCT DIMENSIONS	-
	LOCATION	SCHEME 1 - KITCHEN UPPER CABINETS
	NOTE	MATCH ARCH SAMPLE
WDV-05B	DESCRIPTION	WOOD VENEER - SCHEME 2
WDV-05B	MANUFACTURER	KITCHEN MANUFACTURER
	PRODUCT	DYED GREY SYCAMORE
	FINISH	FILLED & POLISHED
	PRODUCT DIMENSIONS	-
	LOCATION	SCHEME 2 - KITCHEN UPPER CABINETS
	NOTE	MATCH ARCH SAMPLE
LQ-01	DESCRIPTION	LACQUER FINISH
SF-07	MANUFACTURER	MANUFACTURER
	PRODUCT	SHOP SPRAYED GLOSSY LACQUER
	FINISH	GLOSSY, COLOR TBD
	PRODUCT DIMENSIONS	REFER TO ELEVATIONS
	LOCATION	8TH FL LOCKER RMS, REFER TO ELEVATIONS
	NOTE	-
LQ-02	DESCRIPTION	LACQUER FINISH
SF-01	MANUFACTURER	BENJAMIN MOORE
	PRODUCT	DECORATOR WHITE
	FINISH	MATTE
	PRODUCT DIMENSIONS	PRODUCT DIMENSIONS
	LOCATION	SECONDARY BATH QUATERNARY BATH VANITY BASE CABINET
	NOTE	-

GLAZING

IGL-01	DESCRIPTION	OBSCURED GLASS
---	MANUFACTURER	-
	PRODUCT	-
	FINISH	-
	PRODUCT DIMENSIONS	-
	LOCATION	-
	NOTE	REFER TO SCHEMES LEGEND
IGL-01A	DESCRIPTION	ACID ETCHED - SCHEME 2A, 2B
GL-01A	MANUFACTURER	PULP
	PRODUCT	-
	FINISH	REFER TO ELEVATIONS
	PRODUCT DIMENSIONS	MASTER BATHROOM AND WC DOORS
	LOCATION	-
	NOTE	-
IGL-01B	DESCRIPTION	BACK PAINTED - SCHEME 1
GL-01B	MANUFACTURER	-
	PRODUCT	-
	FINISH	BENJAMIN MOORE DECORATORS WHITE
	PRODUCT DIMENSIONS	REFER TO ELEVATIONS
	LOCATION	MASTER BATHROOM VANITY CABINETS
	NOTE	-
IGL-02	DESCRIPTION	BACK PAINTED GLASS
SF-06	MANUFACTURER	-
	PRODUCT	-
	FINISH	BENJAMIN MOORE DECORATORS WHITE
	PRODUCT DIMENSIONS	REFER TO RCP
	LOCATION	RESIDENTIAL CORRIDOR CEILINGS
	NOTE	-
IGL-03	DESCRIPTION	CLEAR , LOW IRON GLASS
GL-03	MANUFACTURER	STARPHIRE GLASS
	PRODUCT	-
	FINISH	COLOR
	PRODUCT DIMENSIONS	PRODUCT DIMENSIONS
	LOCATION	POOL VESTIBULE
	NOTE	-
IGL-04	DESCRIPTION	BACK PAINTED STARPHIRE GLASS
GL-04	MANUFACTURER	STARPHIRE GLASS
	PRODUCT	ULTRA CLEAR, LOW IRON BACK PAINTED GLASS
	FINISH	BLACK
	PRODUCT DIMENSIONS	REFER TO ELEVATIONS
	LOCATION	BANQUET HALL WINE STORAGE UNIT
	NOTE	-
IGL-06	DESCRIPTION	CLEAR GLASS, SILVER MIRROR
GL-06	MANUFACTURER	-
	PRODUCT	CLEAR MIRROR
	FINISH	MIRROR
	PRODUCT DIMENSIONS	REFER TO ELEVATIONS
	LOCATION	REFER TO ELEVATIONS
	NOTE	-
IGL-08	DESCRIPTION	BACK PAINTED LOW IRON GLASS
GL-08	MANUFACTURER	PULP
	PRODUCT	ULTRA CLEAR, LOW IRON LAMINATED GLASS
	FINISH	WHITE
	PRODUCT DIMENSIONS	REFER TO ELEVATIONS
	LOCATION	8TH/10TH FLOOR LOCKER ROOM DOORS, REFER TO ELEV
	NOTE	-
IGL-09	DESCRIPTION	BUBBLE GLASS BRONZE MIRROR
GL-09	MANUFACTURER	ARCHITYPE GLASS
	PRODUCT	LOW IRON BUBBLE GLASS WITH BRONZE MIRROR BACKING
	FINISH	-
	PRODUCT DIMENSIONS	REFER TO ELEVATIONS
	LOCATION	CIGAR LOUNGE PANELS OVER BANQUETTE
	NOTE	-
IGL-10	DESCRIPTION	FLUTED GLASS
GL-10	MANUFACTURER	BENDHEIM
	PRODUCT	LOW IRON CLEAR FLUTED GLASS
	FINISH	-
	PRODUCT DIMENSIONS	REFER TO ELEVATIONS
	LOCATION	LOBBY VESTIBULE, SERVICE LOBBY, CIGAR LOUNGE DOOR
	NOTE	-
IGL-11	DESCRIPTION	CLEAR LAMINATED LINEN GLASS
GL-11	MANUFACTURER	GALAXY GLASS
	PRODUCT	LOW IRON LAMINATED GLASS WITH GOLD LINEN INTERLAYER
	FINISH	12MM UL MADAGASCAR
	PRODUCT DIMENSIONS	REFER TO ELEVATIONS
	LOCATION	LOBBY WALLS - REFER TO ELEVATIONS
	NOTE	-
IGL-12	DESCRIPTION	BACK PAINTED ACID ETCHED GLASS
GL-12	MANUFACTURER	BENDHEIM
	PRODUCT	LOW IRON BACK PAINTED ACID ETCHED GLASS
	FINISH	RSNY - 54
	PRODUCT DIMENSIONS	REFER TO ELEVATIONS
	LOCATION	ELEVATOR CAB WALLS
	NOTE	-
IGL-15	DESCRIPTION	LAMINATED GLASS
SF-03	MANUFACTURER	GALAXY GLASS
	PRODUCT	CUSTOM LAMINATED WC-01
	FINISH	-
	PRODUCT DIMENSIONS	REFER TO CORRIDOR ELEVATIONS
	LOCATION	BACKING TO SCONCE IN ELEVATOR CORRIDORS
	NOTE	-

FIXED LOUVERS (?)

PG-01	DESCRIPTION	PLASTIC GLAZING
---	MANUFACTURER	-
	PRODUCT	PANELITE BONDED SERIES
	FINISH	WHITE LUCITE PANELS
	PRODUCT DIMENSIONS	-
	LOCATION	RESIDENTIAL CORRIDOR INTERIORS
	NOTE	-

SCHEDULE FOR STONE / SOLID SURFACE TYPES

ST-01	DESCRIPTION	STONE SLAB
---	MANUFACTURER	-
	PRODUCT	-
	FINISH	-
	PRODUCT DIMENSIONS	-
	LOCATION	-
	NOTE	ST-01A OR ST-01B REFER TO SCHEME LEGEND
ST-01A	DESCRIPTION	STONE SLAB - SCHEME 2A, 2B
ST-01A	MANUFACTURER	CAESARSTONE
	PRODUCT	FROSTY CARRINA
	FINISH	HONED
	PRODUCT DIMENSIONS	2CM SLAB
	LOCATION	KITCHEN COUNTER TOP AND BACKSPLASH
	NOTE	-
ST-01B	DESCRIPTION	STONE SLAB - SCHEME 1
ST-01B	MANUFACTURER	CIOT
	PRODUCT	CALACATTA GOLD
	FINISH	POLISHED
	PRODUCT DIMENSIONS	2CM SLAB
	LOCATION	KITCHEN COUNTER TOP AND BACKSPLASH
	NOTE	-
ST-02	DESCRIPTION	STONE SLAB
---	MANUFACTURER	-
	PRODUCT	-
	FINISH	-
	PRODUCT DIMENSIONS	-
	LOCATION	-
	NOTE	ST-02A OR ST-02B REFER TO SCHEME LEGEND
ST-02A1	DESCRIPTION	STONE TILE - SCHEME 2A
ST-02A1	MANUFACTURER	CIOT
	PRODUCT	BIANCO ROSSI
	FINISH	POLISHED
	PRODUCT DIMENSIONS	15X30
	LOCATION	LIVING ROOM AND FOYER
	NOTE	-
ST-02A2	DESCRIPTION	STONE TILE - SCHEME 2B
ST-02A2	MANUFACTURER	CIOT
	PRODUCT	BIANCO SIVEC
	FINISH	POLISHED
	PRODUCT DIMENSIONS	15X30
	LOCATION	LIVING ROOM AND FOYER
	NOTE	-
ST-02B	DESCRIPTION	STONE TILE - SCHEME 1
ST-02B	MANUFACTURER	CIOT
	PRODUCT	FRENCH ST. LAURENT
	FINISH	POLISHED
	PRODUCT DIMENSIONS	15X30
	LOCATION	LIVING ROOM AND KITCHEN FLOOR
	NOTE	-
ST-03	DESCRIPTION	STONE SLAB
ST-03	MANUFACTURER	-
	PRODUCT	-
	FINISH	-
	PRODUCT DIMENSIONS	-
	LOCATION	-
	NOTE	ST-03A1, ST-03A2 OR ST-03B REFER TO SCHEME LEGEND
ST-03A1	DESCRIPTION	STONE TILE - SCHEME 2A
ST-03A1	MANUFACTURER	CIOT
	PRODUCT	PINK ONYX
	FINISH	POLISHED
	PRODUCT DIMENSIONS	15X30
	LOCATION	LIVING ROOM BORDER
	NOTE	-
ST-03A2	DESCRIPTION	STONE TILE - SCHEME 2B
ST-03A2	MANUFACTURER	CIOT
	PRODUCT	ALEXIS AZUL
	FINISH	POLISHED
	PRODUCT DIMENSIONS	15X30
	LOCATION	LIVING ROOM BORDER
	NOTE	-
ST-03B	DESCRIPTION	STONE TILE - SCHEME 1
ST-03B	MANUFACTURER	CIOT
	PRODUCT	VANIGLIA
	FINISH	POLISHED
	PRODUCT DIMENSIONS	15X30
	LOCATION	LIVING ROOM INSET
	NOTE	-
ST-04	DESCRIPTION	STONE SLAB
ST-04	MANUFACTURER	CIOT
	PRODUCT	VIETNAMESE WHITE
	FINISH	POLISH
	PRODUCT DIMENSIONS	2CM SLAB
	LOCATION	TERTIARY BATH VANITY COUNTER TOP
	NOTE	-
ST-05	DESCRIPTION	STONE TILE
ST-05	MANUFACTURER	CIOT
	PRODUCT	VIETNAMESE WHITE
	FINISH	POLISHED
	PRODUCT DIMENSIONS	36X36
	LOCATION	SECONDARY BATH WALL FINISH
	NOTE	-
ST-06	DESCRIPTION	STONE SLAB - SCHEME 1, 2A, 2B
ST-06	MANUFACTURER	CIOT
	PRODUCT	AGGREGATE WHITE ONYX
	FINISH	POLISHED
	PRODUCT DIMENSIONS	2CM SLAB INSTALL
	LOCATION	MASTER BATH BACKSPLASH
	NOTE	-
ST-07	DESCRIPTION	STONE SLAB
---	MANUFACTURER	-
	PRODUCT	-
	FINISH	POLISHED
	PRODUCT DIMENSIONS	-
	LOCATION	-
	NOTE	ST-07A OR ST-07B REFER TO SCHEME LEGEND
ST-07A	DESCRIPTION	STONE SLAB - SCHEME 2A, 2B
ST-07A	MANUFACTURER	CIOT
	PRODUCT	ALEXIS AZUL
	FINISH	POLISHED
	PRODUCT DIMENSIONS	SLAB INSTALL
	LOCATION	MASTER BATH FLOOR
	NOTE	--
ST-07B	DESCRIPTION	STONE SLAB - SCHEME 1
ST-07B	MANUFACTURER	CIOT
	PRODUCT	GREGIO FANTASTICO
	FINISH	POLISHED
	PRODUCT DIMENSIONS	SLAB INSTALL
	LOCATION	MASTER BATH FLOOR
	NOTE	--
ST-08	DESCRIPTION	STONE SLAB
---	MANUFACTURER	-
	PRODUCT	-
	FINISH	POLISHED
	PRODUCT DIMENSIONS	-
	LOCATION	-
	NOTE	REFER TO SCHEME LEGEND
ST-08A	DESCRIPTION	STONE SLAB - SCHEME 2A, 2B
ST-08A	MANUFACTURER	CIOT
	PRODUCT	COVE SILVER (COVELANO)
	FINISH	POLISHED
	PRODUCT DIMENSIONS	2CM SLAB INSTALL
	LOCATION	MASTER BATH TRIM, VANITY TOP, TUB DECK AND WALLS
	NOTE	NOTE
ST-08B	DESCRIPTION	STONE SLAB - SCHEME 1
ST-08B	MANUFACTURER	CIOT
	PRODUCT	GREGIO FANTASTICO
	FINISH	POLISHED
	PRODUCT DIMENSIONS	2CM SLAB INSTALL
	LOCATION	MASTER BATH TRIM, VANITY TOP, TUB DECK AND WALLS
	NOTE	NOTE
ST-09	DESCRIPTION	STONE SLAB
---	MANUFACTURER	-
	PRODUCT	-
	FINISH	POLISHED
	PRODUCT DIMENSIONS	-
	LOCATION	-
	NOTE	ST-01A OR ST-01B REFER TO SCHEME LEGEND
ST-09A	DESCRIPTION	STONE SLAB - SCHEME 2A, 2B
ST-09A	MANUFACTURER	CIOT
	PRODUCT	COVE SILVER (COVELANO)
	FINISH	POLISHED
	PRODUCT DIMENSIONS	SLAB INSTALL
	LOCATION	MASTER BATH SHOWER AND WC WALLS
	NOTE	NOTE
ST-09B	DESCRIPTION	STONE TILE - SCHEME 1
ST-09B	MANUFACTURER	CIOT
	PRODUCT	VIVALDO GRIGIO
	FINISH	POLISHED
	PRODUCT DIMENSIONS	TBD
	LOCATION	MASTER BATH SHOWER AND WC WALLS
	NOTE	NOTE
ST-10	DESCRIPTION	STONE SLAB
ST-10	MANUFACTURER	CIOT
	PRODUCT	NERO REGINA
	FINISH	POLISH
	PRODUCT DIMENSIONS	2CM SLAB INSTALL
	LOCATION	TERTIARY BATHROOM FEATURE WALLS
	NOTE	NOTE
ST-11	DESCRIPTION	STONE TILE
ST-11	MANUFACTURER	CIOT
	PRODUCT	VIETNAMESE WHITE
	FINISH	POLISHED
	PRODUCT DIMENSIONS	36X36
	LOCATION	TERTIARY BATHROOM WALLS AND FLOOR
	NOTE	NOTE
ST-12	DESCRIPTION	STONE TILE
ST-12	MANUFACTURER	CIOT
	PRODUCT	VIETNAMESE WHITE
	FINISH	POLISHED
	PRODUCT DIMENSIONS	36X36
	LOCATION	SECONDARY BATHROOM FLOOR
	NOTE	NOTE
ST-13A	DESCRIPTION	STONE SLAB - SCHEME 2A, 2B
ST-13A	MANUFACTURER	CIOT
	PRODUCT	AGGREGATE WHITE ONYX
	FINISH	POLISHED
	PRODUCT DIMENSIONS	2CM SLAB INSTALL
	LOCATION	POWDER ROOM WALL FINISH
	NOTE	NOTE
ST-13B	DESCRIPTION	STONE SLAB - SCHEME 1
ST-13B	MANUFACTURER	CIOT
	PRODUCT	AGGREGATE WHITE ONYX
	FINISH	POLISHED
	PRODUCT DIMENSIONS	2CM SLAB INSTALL
	LOCATION	POWDER ROOM WALL FINISH
	NOTE	NOTE
ST-14	DESCRIPTION	STONE SLAB
---	MANUFACTURER	-
	PRODUCT	-
	FINISH	POLISHED
	PRODUCT DIMENSIONS	-
	LOCATION	-
	NOTE	ST-14A OR ST-14B REFER TO SCHEME LEGEND
ST-14A	DESCRIPTION	WHITE ONYX SLAB - SCHEME 2A, 2B
ST-14A	MANUFACTURER	CIOT
	PRODUCT	AGGREGATE WHITE ONYX
	FINISH	POLISHED
	PRODUCT DIMENSIONS	2CM SLAB INSTALL
	LOCATION	POWDER ROOM FLOOR FINISH
	NOTE	NOTE
ST-14B	DESCRIPTION	GRAY AGATE SLABS - SCHEME 1
ST-14B	MANUFACTURER	ANTOLINI
	PRODUCT	GRAY AGATONA STONE SLAB
	FINISH	POLISHED
	PRODUCT DIMENSIONS	2CM SLAB INSTALL
	LOCATION	POWDER ROOM FLOOR FINISH
	NOTE	NOTE
ST-15A	DESCRIPTION	STONE SLAB - SCHEME 2A, 2B
ST-15A	MANUFACTURER	CIOT
	PRODUCT	PINK ONYX
	FINISH	POLISHED
	PRODUCT DIMENSIONS	2CM SLAB
	LOCATION	POWDER ROOM VANITY BASE
	NOTE	NOTE
ST-15B	DESCRIPTION	STONE SLAB - SCHEME 1
ST-15B	MANUFACTURER	CIOT
	PRODUCT	WHITE ONYX
	FINISH	POLISHED
	PRODUCT DIMENSIONS	2CM SLAB
	LOCATION	POWDER ROOM VANITY BASE
	NOTE	NOTE
ST-16	DESCRIPTION	STONE TILE
ST-16	MANUFACTURER	CIOT
	PRODUCT	NORWEGIAN
	FINISH	POLISHED
	PRODUCT DIMENSIONS	BASE 6"X36" WITH EASED EDGES
	LOCATION	BASE - SEE ELEVATIONS
	NOTE	-
ST-18	DESCRIPTION	STONE SLAB
ST-18	MANUFACTURER	CIOT
	PRODUCT	ORANGE ONYX
	FINISH	POLISHED
	PRODUCT DIMENSIONS	2CM SLAB FORMAT
	LOCATION	OWNERS LOUNGE
	NOTE	-
ST-19	DESCRIPTION	STONE SLAB
ST-19	MANUFACTURER	CIOT
	PRODUCT	STATUARY
	FINISH	POLISHED
	PRODUCT DIMENSIONS	2CM SLAB FORMAT
	LOCATION	8TH FLOOR RESTROOMS - TRIM
	NOTE	-
ST-20	DESCRIPTION	STONE SLAB
ST-20	MANUFACTURER	CIOT
	PRODUCT	LAPIS LAZULI
	FINISH	POLISHED
	PRODUCT DIMENSIONS	2CM SLAB FORMAT
	LOCATION	INDOOR POOL
	NOTE	-
ST-21	DESCRIPTION	STONE SLAB
ST-21	MANUFACTURER	CIOT
	PRODUCT	COVELLANO
	FINISH	HONED
	PRODUCT DIMENSIONS	2CM SLAB FORMAT
	LOCATION	INDOOR POOL WALLS
	NOTE	-
ST-22	DESCRIPTION	STONE TILE
ST-22	MANUFACTURER	CIOT
	PRODUCT	EVEREST GREY
	FINISH	HONED
	PRODUCT DIMENSIONS	3"X24"
	LOCATION	INDOOR POOL TRIM
	NOTE	-
ST-23	DESCRIPTION	STONE TILE
ST-23	MANUFACTURER	CIOT
	PRODUCT	MARE ARGENTO VEIN CUT
	FINISH	HONED
	PRODUCT DIMENSIONS	12"X24"
	LOCATION	TREATMENT ROOM BACKSPLASH AND BATH WALLS
	NOTE	-
ST-24	DESCRIPTION	SOLID SURFACE COUNTER TOP
ST-24	MANUFACTURER	CAESARSTONE
	PRODUCT	ORGANIC WHITE
	FINISH	POLISHED
	PRODUCT DIMENSIONS	2CM SLAB FORMAT
	LOCATION	TREATMENT ROOM COUNTER TOP
	NOTE	-
ST-25	DESCRIPTION	STONE SLAB
ST-25	MANUFACTURER	CIOT
	PRODUCT	NORWEGIAN BROWN
	FINISH	POLISHED
	PRODUCT DIMENSIONS	2CM SLAB FORMAT
	LOCATION	TWEEN LOUNGE CREDENZA COUNTER TOP
	NOTE	1/16" GROUT JOINT
ST-26	DESCRIPTION	STONE TILE
ST-26	MANUFACTURER	CIOT
	PRODUCT	NORWEGIAN BROWN
	FINISH	POLISHED
	PRODUCT DIMENSIONS	12"X24"
	LOCATION	RESIDENTIAL CORRIDOR FLOOR - BORDER
	NOTE	BORDER INSTALLATION
ST-27	DESCRIPTION	STONE TILE
ST-27	MANUFACTURER	CIOT
	PRODUCT	LIMESTONE
	FINISH	POLISHED
	PRODUCT DIMENSIONS	8"X16"
	LOCATION	RESIDENTIAL CORRIDOR FLOOR - INSET
	NOTE	HERRINGBONE INSTALLATION WITH METAL INLAYS
ST-28	DESCRIPTION	STONE TILE
---	MANUFACTURER	-
	PRODUCT	MOSAIC POLISHED
	FINISH	-
	PRODUCT DIMENSIONS	-
	LOCATION	-
	NOTE	ST-28A OR ST-28B REFER TO SCHEME LEGEND
ST-28A	DESCRIPTION	STONE TILE SCHEME 2A 2B
ST-28A	MANUFACTURER	CIOT
	PRODUCT	ALEXIS AZUL
	FINISH	POLISHED
	PRODUCT DIMENSIONS	1"X1" - MESHED MOSAIC
	LOCATION	MASTER BATH SHOWER FLOOR
	NOTE	1/16" GROUT JOINT
ST-28B	DESCRIPTION	STONE TILE SCHEME 1
ST-28B	MANUFACTURER	CIOT
	PRODUCT	GREGIO FANTASTICO
	FINISH	POLISHED
	PRODUCT DIMENSIONS	1"X1" - MESHED MOSAIC
	LOCATION	MASTER BATH SHOWER FLOOR
	NOTE	1/16" GROUT JOINT
ST-29	DESCRIPTION	STONE TILE
ST-29	MANUFACTURER	CIOT
	PRODUCT	VIETNAMESE WHITE
	FINISH	POLISHED
	PRODUCT DIMENSIONS	1"X1" - MESHED MOSAIC
	LOCATION	TERTIARY BATH SHOWER FLOOR
	NOTE	1/16" GROUT JOINT
ST-30	DESCRIPTION	STONE TILE
ST-30	MANUFACTURER	CIOT
	PRODUCT	VIETNAMESE WHITE
	FINISH	POLISHED
	PRODUCT DIMENSIONS	1"X1" - MESHED MOSAIC
	LOCATION	SECONDARY BATH SHOWER FLOOR
	NOTE	1/16" GROUT JOINT
ST-31	DESCRIPTION	CUSTOM STONE TILE
ST-31	MANUFACTURER	CIOT
	PRODUCT	NORWEGIAN BROWN CUSTOM TILE
	FINISH	POLISHED
	PRODUCT DIMENSIONS	REFER TO FINISH PLAN
	LOCATION	LOBBY FLOOR
	NOTE	-
ST-32	DESCRIPTION	STONE SLABS
ST-32	MANUFACTURER	CIOT
	PRODUCT	WHITE ONYX
	FINISH	POLISHED
	PRODUCT DIMENSIONS	REFER TO FINISH PLANS
	LOCATION	LOBBY WALLS
	NOTE	-
ST-33	DESCRIPTION	STONE SLABS
ST-33	MANUFACTURER	CIOT
	PRODUCT	LIMESTONE
	FINISH	POLISHED
	PRODUCT	REFER TO ELEVATIONS
	DIMENSIONS	-
	LOCATION	LOBBY FLOORS
	NOTE	-
ST-34	DESCRIPTION	STONE SLABS
ST-34	MANUFACTURER	CIOT
	PRODUCT	LIMESTONE
	FINISH	HONED
	PRODUCT	REFER TO ELEVATIONS
	DIMENSIONS	-
	LOCATION	LOBBY CEILING
	NOTE	-
ST-35	DESCRIPTION	STONE SLABS CUSTOM CARVED PANELS
ST-35	MANUFACTURER	CIOT
	PRODUCT	LIMESTONE
	FINISH	HONED
	PRODUCT DIMENSIONS	REFER TO ELEVATIONS
	LOCATION	LOBBY WALLS
	NOTE	-
ST-36	DESCRIPTION	CUSTOM STONE TILE
ST-36	MANUFACTURER	CIOT
	PRODUCT	LIMESTONE
	FINISH	POLISHED
	PRODUCT DIMENSIONS	REFER TO FINISH PLAN
	LOCATION	LOBBY FLOOR
	NOTE	-
ST-37	DESCRIPTION	MOSAIC
ST-37	MANUFACTURER	ANN SACKS
	PRODUCT	POCO VIA
	FINISH	CHALCEDONY
	PRODUCT DIMENSIONS	12X12 MESHED BACK
	LOCATION	8TH/10TH FL LOCKER RM FEATURE WALL
	NOTE	-
ST-38	DESCRIPTION	STONE SLAB
ST-38	MANUFACTURER	CIOT
	PRODUCT	BLACK ABSOLUTE GRANITE
	FINISH	FLAMED
	PRODUCT DIMENSIONS	SLAB INSTALL - REFER TO ELEVATION
	LOCATION	LOBBY VESTIBULE WATER FEATURE WALL
	NOTE	-
ST-39	DESCRIPTION	STONE TILE
ST-39	MANUFACTURER	CIOT
	PRODUCT	EVEREST GREY
	FINISH	HONED
	PRODUCT DIMENSIONS	15X30 TILE
	LOCATION	8TH/10TH FLOOR LOCKER RM FLOORS
	NOTE	1/16" GROUT JOINT
ST-41	DESCRIPTION	STONE SLAB
ST-41	MANUFACTURER	CIOT
	PRODUCT	STATUARY
	FINISH	POLISHED
	PRODUCT DIMENSIONS	36"X36"X3/4"
	LOCATION	QUATERNARY BATHROOM WALLS, FLOOR
	NOTE	-
ST-40	DESCRIPTION	STONE TILE
ST-40	MANUFACTURER	CIOT
	PRODUCT	VIETNAMESE WHITE
	FINISH	POLISHED
	PRODUCT DIMENSIONS	5/8"X5/8" - MESHED MOSAIC
	LOCATION	SECONDARY BATHROOM SHOWER FLOORS
	NOTE	1/16" GROUT JOINT
ST-42A	DESCRIPTION	STONE SLAB
ST-42A	MANUFACTURER	CIOT
	PRODUCT	ALEXIS AZUL - LIGHT RANGE
	FINISH	POLISHED
	PRODUCT DIMENSIONS	2CM SLAB
	LOCATION	MASTER SCHEME 2A/2B VANITY TOP
	NOTE	-
ST-50	DESCRIPTION	SOLID SURFACE COUNTERTOP W/ INTEGRAL SINK
---	MANUFACTURER	HI-MACS
	PRODUCT	-
	FINISH	G118 MOON HAZE
	PRODUCT DIMENSIONS	-
	LOCATION	BOH AND RETAIL WASHROOMS
	NOTE	-

GYPSUM PLASTERING

SPF-01	DESCRIPTION	PLASTER FINISH
SF-09	MANUFACTURER	MANUFACTURER
	PRODUCT	TROWELED PLASTER FINISH
	FINISH	MATTE FINISH, COLOR TBD
	PRODUCT DIMENSIONS	REFER TO ELEVAT

36" x 48" Arch E -SHEET SIZE

DEPT OF BLDGS 121328205 Job Number
ES035398533 Scan Code

Room Finish Schedule - SC3-11TH FLOOR

WTWT	Number	Name	Floor Finish	Base Finish	Base Height	Wall Finish	Ceiling Finish	Ceiling Height	Comments
SUB CELLAR 3	SC3-01	MER	RF-03	-	0"	PT-06	PT-06	EXP	INTEGRAL BASE 8" HIGH
SUB CELLAR 3	SC3-02	AMENITIES PROGRAM STORAGE	RF-01	RB-01	8"	PT-06	PT-06	EXP	
SUB CELLAR 3	SC3-03	ELEC RM	RF-01	-	0"	PT-06	PT-06	EXP	INTEGRAL BASE 8" HIGH
SUB CELLAR 3	SC3-04	RESIDENTIAL BIKE STORAGE	RF-01	RB-01	8"	PT-06	PT-06	EXP	INTEGRAL BASE 8" HIGH
SUB CELLAR 3	SC3-05	MER	RF-03	RF-03	8"	PT-06	PT-06	EXP	INTEGRAL BASE 8" HIGH
SUB CELLAR 3	SC3-06	TENANT LAUNDRY	CT-06	-	0"	PT-06/CT-07	ACT/PT-06	9'-0"	CT-07 - 7'-0" HIGH AFF
SUB CELLAR 3	SC3-07	CORRIDOR	RF-01	RB-01	8"	PT-06/MF-22	ACT	9'-0"	MF-22 - 4'-0" HIGH AFF. INTEGRAL BASE 8" HIGH
SUB CELLAR 3	SC3-09	JANITOR RM	CT-06	-	0"	PT-06/CT-07	PT-06	EXP	CT-07 - 4'-0" HIGH AFF
SUB CELLAR 3	SC3-10	DAS EQUIPMENT RM	VCT-02	RB-01	4"	PT-06	ACT	9'-0"	
SUB CELLAR 3	SC3-11	AC MER	RF-01	RF-01	8"	PT-06	PT-06	EXP	INTEGRAL BASE 8" HIGH
SUB CELLAR 3	SC3-12	FUEL OIL PUMP RM	RF-05	-	0"	PT-06	PT-06	EXP	INTEGRAL BASE 8" HIGH
SUB CELLAR 3	SC3-13	ST VEST	RF-01	RF-01	8"	PT-06	PT-06	EXP	INTEGRAL BASE 8" HIGH
SUB CELLAR 3	SC3-14	FUEL OIL TANK RM	RF-05	-	0"	PT-06	PT-06	EXP	INTEGRAL BASE 8" HIGH
SUB CELLAR 3	SC3-15	EJECTOR RM 2	RF-03	-	0"	PT-06	PT-06	EXP	INTEGRAL BASE 8" HIGH
SUB CELLAR 3	SC3-16	STORAGE	RF-01	RB-01	8"	PT-06	PT-06	EXP	INTEGRAL BASE 8" HIGH
SUB CELLAR 3	SC3-17	STORAGE	RF-01	RB-01	8"	PT-06	PT-06	EXP	INTEGRAL BASE 8" HIGH
SUB CELLAR 3	SC3-18	CORRIDOR	RF-01	RB-01	8"	PT-06/MF-22	ACT	9'-0"	MF-22 - 4'-0" HIGH AFF. INTEGRAL BASE 8" HIGH
SUB CELLAR 3	SC3-19	STORAGE	RF-01	RB-01	8"	PT-06	PT-06	EXP	INTEGRAL BASE 8" HIGH
SUB CELLAR 3	SC3-20	RESIDENTIAL STORAGE	RF-01	RB-01	8"	PT-06	PT-06	EXP	INTEGRAL BASE 8" HIGH
SUB CELLAR 3	SC3-21	CORRIDOR	RF-01	RB-01	8"	PT-06/MF-22	ACT	9'-0"	MF-22 - 4'-0" HIGH AFF. INTEGRAL BASE 8" HIGH
SUB CELLAR 3	SC3-22	RESIDENTIAL STORAGE	RF-01	RB-01	8"	PT-06	PT-06	EXP	INTEGRAL BASE 8" HIGH
SUB CELLAR 3	SC3-23	EJECTOR RM 1	RF-03	RB-01	8"	PT-06	PT-06	EXP	INTEGRAL BASE 8" HIGH
SUB CELLAR 3	SC3-24	RESIDENTIAL STORAGE	RF-01	RB-01	8"	PT-06	PT-06	EXP	INTEGRAL BASE 8" HIGH
SUB CELLAR 3	SC3-25	CORRIDOR	RF-01	RB-01	8"	PT-06/MF-22	ACT	9'-0"	MF-22 - 4'-0" HIGH AFF. INTEGRAL BASE 8" HIGH
SUB CELLAR 3	SC3-26	CORRIDOR	VCT-01	RB-01	4"	PT-06/MF-22	PT-06	EXP	MF-22 - 4'-0" HIGH AFF
SUB CELLAR 3	SC3-28	RESIDENTIAL STORAGE	RF-01	RB-01	8"	PT-06	PT-06	EXP	INTEGRAL BASE 8" HIGH
SUB CELLAR 3	SC3-29	PACKAGE RM	VCT-01	RB-01	4"	PT-06	ACT	9'-0"	
SUB CELLAR 3	SC3-30	CORRIDOR	RF-01	RF-01	8"	PT-06/MF-22	ACT	9'-0"	MF-22 - 4'-0" HIGH AFF. INTEGRAL BASE 8" HIGH
SUB CELLAR 3	SC3-31	COLD STORAGE	CT-06	-	0"	PT-06/CT-07	GB/PT-06	9'-0"	CT-07 - 7'-0" HIGH AFF
SUB CELLAR 3	SC3-32	EJECTOR RM 3	RF-03	-	0"	PT-06	PT-06	EXP	INTEGRAL BASE 8" HIGH
SUB CELLAR 3	SC3-33	CORRIDOR	RF-01	RB-01	8"	PT-06/MF-22	ACT	9'-0"	MF-22 - 4'-0" HIGH AFF. INTEGRAL BASE 8" HIGH
SUB CELLAR 3	SC3-71	BOH SERVICE ELEVATOR LOBBY/STAGING	RF-01	RB-01	8"	PT-06/MF-22	ACT	9'-0"	MF-22 - 4'-0" HIGH AFF. INTEGRAL BASE 8" HIGH
SUB CELLAR 3	SC3-72	RESIDENTIAL ELEVATOR LOBBY			0"				MATCH FOH
SUB CELLAR 3	SC3-73	BOH ELEVATOR LOBBY / STAGING	RF-01	RB-01	8"	PT-06/MF-22	ACT	9'-0"	MF-22 - 4'-0" HIGH AFF. INTEGRAL BASE 8" HIGH
SUB CELLAR 3	SC3-91	ST-K			0"				
SUB CELLAR 3	SC3-92	ST-G	RF-01	RF-01	8"	PT-06	PT-06	EXP	INTEGRAL BASE 8" HIGH
SUB CELLAR 2	SC2-01	AMENITY STORAGE	RF-01	RB-01	8"	PT-06	PT-06	EXP	INTEGRAL BASE 8" HIGH
SUB CELLAR 2	SC2-02	STORAGE	RF-01	RB-01	8"	PT-06	PT-06	EXP	INTEGRAL BASE 8" HIGH
SUB CELLAR 2	SC2-03	BUILDING STORAGE	RF-01	RB-01	8"	PT-06	PT-06	EXP	INTEGRAL BASE 8" HIGH
SUB CELLAR 2	SC2-04	MANAGEMENT STORAGE	CP-01	RB-01	4"	PT-06	ACT	9'-0"	
SUB CELLAR 2	SC2-05	UTILITY	CT-06	-	0"	PT-06/CT-07	PT-06	EXP	CT-07 - 4'-0" HIGH AFF
SUB CELLAR 2	SC2-06	WOMEN'S LOCKERS	CT-06	-	0"	PT-06/CT-07	ACT	9'-0"	GWB CEILING 6'-7 1/2" AFF. CT-03 - 7'-0" HIGH AFF
SUB CELLAR 2	SC2-06B	WOMEN'S WASHROOM	CT-06	-	0"	PT-06/CT-07	GB/PT-06	9'-0"	CT-07 - 7'-0" HIGH AFF
SUB CELLAR 2	SC2-07	STAFF ROOM	VCT-01	RB-01	4"	PT-06/CT-07	ACT	9'-0"	CT-07 - 7'-0" HIGH AFF BEHIND SINK WALL ONLY
SUB CELLAR 2	SC2-08	MEN'S LOCKERS	CT-06	-	0"	PT-06/CT-07	ACT	9'-0"	GWB CEILING 6'-7 1/2" AFF. CT-03 - 7'-0" HIGH AFF
SUB CELLAR 2	SC2-08B	MEN'S WASHROOM	CT-06	-	0"	PT-06/CT-07	ACT	9'-0"	CT-07 - 7'-0" HIGH AFF
SUB CELLAR 2	SC2-08C	MEN'S WASHROOM	CT-06	-	0"	PT-06/CT-07	ACT/GB/PT-06	9'-0"	CT-07 - 7'-0" HIGH AFF
SUB CELLAR 2	SC2-08D	MEN'S WASHROOM	CT-06	-	0"	PT-06/CT-07	ACT/GB/PT-06	9'-0"	CT-07 - 7'-0" HIGH AFF
SUB CELLAR 2	SC2-09	STORAGE	RF-01	RB-01	8"	PT-06	PT-06	EXP	INTEGRAL BASE 8" HIGH
SUB CELLAR 2	SC2-10	AC MER FOR BOH	RF-03		0"	PT-06	PT-06	EXP	INTEGRAL BASE 8" HIGH
SUB CELLAR 2	SC2-11	WORKSHOP	VCT-01	RB-01	4"	PT-06	PT-06	EXP	
SUB CELLAR 2	SC2-12	STORAGE	RF-01	RB-01	8"	PT-06	PT-06	EXP	INTEGRAL BASE 8" HIGH
SUB CELLAR 2	SC2-13	SUCTION TANK RM	RF-03	RF-03	8"	PT-06	PT-06	EXP	INTEGRAL BASE 8" HIGH
SUB CELLAR 2	SC2-14	RETAIL BIKE STORAGE	RF-01	RF-01	8"	PT-06	PT-06	EXP	INTEGRAL BASE 8" HIGH
SUB CELLAR 2	SC2-15	RETAIL BOH	-	-	0"	-	-	-	
SUB CELLAR 2	SC2-15A	JANITOR	CT-06	-	0"	PT-06/CT-07	PT-06	EXP	CT-07 - 4'-0" HIGH AFF
SUB CELLAR 2	SC2-15B	RESTROOM	CT-06	-	0"	PT-06/CT-07	ACT	9'-0"	CT-07 - 7'-0" HIGH AFF
SUB CELLAR 2	SC2-16	CORRIDOR	RF-01	RB-01	8"	PT-06/MF-22	ACT	9'-0"	MF-22 - 4'-0" HIGH AFF. INTEGRAL BASE 8" HIGH
SUB CELLAR 2	SC2-17	RESIDENTIAL MANAGER OFFICE	CP-01	RB-01	4"	PT-06	GB/PT-06	9'-0"	
SUB CELLAR 2	SC2-18	WC	CT-06	-	0"	PT-06/CT-07	ACT	9'-0"	CT-07 - 7'-0" HIGH AFF
SUB CELLAR 2	SC2-19	AC MER FOR CORRIDORS	RF-03	-	0"	PT-06	PT-06	EXP	
SUB CELLAR 2	SC2-20	STORAGE	RF-01	RB-01	8"	PT-06	PT-06	EXP	INTEGRAL BASE 8" HIGH
SUB CELLAR 2	SC2-21	CORRIDOR	RF-01	RB-01	8"	PT-06/MF-22	ACT	9'-0"	MF-22 - 4'-0" HIGH AFF. INTEGRAL BASE 8" HIGH
SUB CELLAR 2	SC2-22	CORRIDOR	RF-01	RB-01	8"	PT-06/MF-22	ACT	9'-0"	MF-22 - 4'-0" HIGH AFF. INTEGRAL BASE 8" HIGH
SUB CELLAR 2	SC2-23	ELEC RM	RF-01	RF-01	8"	PT-06	PT-06	EXP	INTEGRAL BASE 8" HIGH
SUB CELLAR 2	SC2-71	BOH SERVICE ELEVATOR LOBBY/STAGING	RF-01	RF-01	8"	PT-06/MF-22	ACT	9'-0"	MF-22 - 4'-0" HIGH AFF. INTEGRAL BASE 8" HIGH
SUB CELLAR 2	SC2-72	RESIDENTIAL ELEVATOR LOBBY			0"				MATCH FOH
SUB CELLAR 2	SC2-73	BOH ELEVATOR LOBBY/STAGING	RF-01	RB-01	8"	PT-06/MF-22	ACT	9'-0"	MF-22 - 4'-0" HIGH AFF. INTEGRAL BASE 8" HIGH
SUB CELLAR 2	SC2-87	ST-G	RF-01	RF-01	8"	PT-06	PT-06	EXP	INTEGRAL BASE 8" HIGH
SUB CELLAR 2	SC2-88	ST-H	RF-01	RF-01	8"	PT-06	PT-06	EXP	INTEGRAL BASE 8" HIGH
SUB CELLAR 2	SC2-90	ST-J	RF-01	RF-01	8"	PT-06	PT-06	EXP	INTEGRAL BASE 8" HIGH
SUB CELLAR 2	SC2-91	ST-K	RF-01	RF-01	8"	PT-06	PT-06	EXP	INTEGRAL BASE 8" HIGH
SUB CELLAR 1	SC1-01	RETAIL	-	-	0"	-	-	-	
SUB CELLAR 1	SC1-02	MALE	CT-06	-	0"	PT-06/CT-07	ACT	9'-0"	CT-07 - 7'-0" HIGH AFF
SUB CELLAR 1	SC1-03	FEMALE	CT-06	-	0"	PT-06/CT-07	ACT	9'-0"	CT-07 - 7'-0" HIGH AFF
SUB CELLAR 1	SC1-04	UNIVERSAL	CT-06	-	0"	PT-06/CT-07	ACT	9'-0"	CT-07 - 7'-0" HIGH AFF
SUB CELLAR 1	SC1-05	JANITOR	CT-06	-	0"	PT-06/CT-07	PT-06	EXP	CT-07 - 4'-0" HIGH AFF
SUB CELLAR 1	SC1-06	CON-ED SPLICE BOX-1	-	-	0"	-	-	EXP	
SUB CELLAR 1	SC1-07	CON-ED SPLICE BOX-2	-	-	0"	-	-	EXP	
SUB CELLAR 1	SC1-87	ST-G	RF-01	RF-01	8"	PT-06	PT-06	EXP	INTEGRAL BASE 8" HIGH
SUB CELLAR 1	SC1-88	ST-H	RF-01	RF-01	8"	PT-06	PT-06	EXP	INTEGRAL BASE 8" HIGH
SUB CELLAR 1	SC1-90	ST-J	RF-01	RF-01	8"	PT-06	PT-06	EXP	INTEGRAL BASE 8" HIGH
SUB CELLAR 1	SC1-91	ST-K	RF-01	RF-01	8"	PT-06	PT-06	EXP	INTEGRAL BASE 8" HIGH
CELLAR	C-01	RETAIL			0"				
CELLAR	C-02	TELECOM POE & MAIN EQUIPMENT RM	RF-03	RF-03	8"	PT-06	PT-06	EXP	INTEGRAL BASE 8" HIGH
CELLAR	C-03	WATER POE & FIRE PUMP RM	RF-03	RF-03	8"	PT-06	PT-06	EXP	INTEGRAL BASE 8" HIGH
CELLAR	C-04	AC RM	RF-03	RF-03	8"	PT-06	PT-06	EXP	INTEGRAL BASE 8" HIGH
CELLAR	C-05	CORRIDOR	RF-01	RF-01	8"	PT-06/MF-22	PT-06	9'-0"	MF-22 - 4'-0" HIGH AFF. INTEGRAL BASE 8" HIGH
CELLAR	C-06	PLUMBING POE RM	RF-03	RF-03	8"	PT-06	PT-06	EXP	INTEGRAL BASE 8" HIGH
CELLAR	C-07	GAS POE RM	RF-03	RF-03	8"	PT-06	PT-06	EXP	INTEGRAL BASE 8" HIGH
CELLAR	C-08	ELECTRICAL & TELECOM POE RM	RF-01	RF-01	8"	PT-06	PT-06	EXP	INTEGRAL BASE 8" HIGH
CELLAR	C-09	ST VEST			0"				
CELLAR	C-10	FEMALE	CT-06	-	0"	PT-06/CT-07	ACT	9'-0"	CT-07 - 7'-0" HIGH AFF
CELLAR	C-11	MALE	CT-06	-	0"	PT-06/CT-07	ACT	9'-0"	CT-07 - 7'-0" HIGH AFF
CELLAR	C-12	UNIVERSAL	CT-06	-	0"	PT-06/CT-07	ACT	9'-0"	CT-07 - 7'-0" HIGH AFF
CELLAR	C-13	JANITOR	CT-06	-	0"	PT-06/CT-07	PT-06	EXP	CT-07 - 4'-0" HIGH AFF
CELLAR	C-71	SERVICE ELEVATOR LOBBY/STAGING	RF-01	RF-01	8"	PT-06/MF-22	ACT	9'-0"	MF-22 - 4'-0" HIGH AFF. INTEGRAL BASE 8" HIGH
CELLAR	C-87	ST-G	RF-01	RF-01	8"	PT-06	PT-06	EXP	INTEGRAL BASE 8" HIGH
CELLAR	C-88	ST-H	RF-01	RF-01	8"	PT-06	PT-06	EXP	INTEGRAL BASE 8" HIGH
CELLAR	C-90	ST-J	RF-01	RF-01	8"	PT-06	PT-06	EXP	INTEGRAL BASE 8" HIGH
CELLAR	C-91	ST-K	RF-01	RF-01	8"	PT-06	PT-06	EXP	INTEGRAL BASE 8" HIGH
CELLAR MID RACK	C-14	RETAIL STORAGE	-	-	0"	-	-	-	
GROUND FLOOR	01-01	ST VEST	RF-01	RF-01	8"	PT-06	PT-06	EXP	INTEGRAL BASE 8" HIGH
GROUND FLOOR	01-03	MATS CLOSET			0"				
GROUND FLOOR	01-04	FIRE ALARM PANEL ROOM			0"				
GROUND FLOOR	01-05	RETAIL	-	-	0"	-	-	-	
GROUND FLOOR	01-06	ST VEST	RF-01	RF-01	8"	PT-06	PT-06	EXP	INTEGRAL BASE 8" HIGH
GROUND FLOOR	01-07	ST VEST	RF-01	RF-01	8"	PT-06	PT-06	EXP	INTEGRAL BASE 8" HIGH
GROUND FLOOR	01-09	RETAIL VESTIBULE	-	-	0"	-	-	-	
GROUND FLOOR	01-10	RETAIL ESA / FIRE ALARM	-	-	0"	-	-	-	
GROUND FLOOR	01-11	RETAIL EMPLOYEE ENTRANCE	-	-	0"	-	-	-	
GROUND FLOOR	01-12	ST VEST	RF-01	RF-01	8"	PT-06	PT-06	EXP	INTEGRAL BASE 8" HIGH
GROUND FLOOR	01-13	ST VEST	RF-01	RF-01	0"	PT-06	PT-06	EXP	INTEGRAL BASE 8" HIGH
GROUND FLOOR	01-14	LOADING DOCK	RF-01	RF-01	0"	PT-40	PT-41	EXP	
GROUND FLOOR	01-15	ST VEST	RF-01	RF-01	8"	PT-06	PT-06	EXP	INTEGRAL BASE 8" HIGH
GROUND FLOOR	01-16	VEST.	RF-01	RF-01	8"	PT-06	PT-06	EXP	INTEGRAL BASE 8" HIGH
GROUND FLOOR	01-17	RES. LOBBY REST RM	ST-26	MTL-04	0"	WC-02	PT-10	10'-0"	
GROUND FLOOR	01-18	VEST.	RF-01	RF-01	8"	PT-06	PT-06	EXP	INTEGRAL BASE 8" HIGH
GROUND FLOOR	01-19	ST VEST	RF-01	RF-01	8"	PT-06	PT-06	EXP	INTEGRAL BASE 8" HIGH
GROUND FLOOR	01-20	RES. LOBBY REST RM VESTIBULE	ST-26	MTL-04	6"	WC-02	PT-10	10'-0"	
GROUND FLOOR	01-21	RES. MAIN LOBBY	ST-31,36	MTL-04	0"	ST-32/35 WDV-03 SF-09 GL-01,11	ST-32 WDV-03	VARIES	
GROUND FLOOR	01-22	RES. MAIL RM 1	ST-26	MTL-04	6"	WC-02	PT-10	12'-0"	
GROUND FLOOR	01-23	RES. MAIL RM 2	ST-26	MTL-04	6"	WC-02	PT-10	12'-0"	
GROUND FLOOR	01-24	WEST 57TH RES. ENTRANCE VESTIBULE	ST-33	-	0"	ST-32,38 GL-03,10	PT-10	15'-3"	
GROUND FLOOR	01-25	MANIFOLD CLOSET			0"				
GROUND FLOOR	01-71	SERVICE ELEVATOR LOBBY	ST-26,33	MTL-04	6"	WC-02 WDV-03 GL-03,10	PT-10	11'-6"	
GROUND FLOOR	01-72	RESIDENTIAL ELEVATOR LOBBY	ST-26,27	ST-16	6"	ST-32 WC-01 WDV-04	MTL-04	VARIES	
GROUND FLOOR	01-73	SERVICE VEST.			0"				
GROUND FLOOR	01-74	58TH ST. RES. LOBBY	ST-26,33	MTL-04	6"	ST-32 SF-09 GL-10,03	WDV-03	VARIES	
GROUND FLOOR	01-75	N. LOBBY VEST.			0"				
GROUND FLOOR	01-81	ST-A	RF-01	RF-01	8"	PT-06	PT-06	EXP	INTEGRAL BASE 8" HIGH
GROUND FLOOR	01-82	ST-B	RF-01	RF-01	8"	PT-06	PT-06	9'-0"	INTEGRAL BASE 8" HIGH
GROUND FLOOR	01-83	ST-C	RF-01	RF-01	8"	PT-06	PT-06	EXP	INTEGRAL BASE 8" HIGH
GROUND FLOOR	01-84	ST-D	RF-01	RF-01	0"	PT-06	PT-06	EXP	
GROUND FLOOR	01-85	ST-E	RF-01	RF-01	8"	PT-06	PT-06	EXP	INTEGRAL BASE 8" HIGH
GROUND FLOOR	01-87	ST-G	RF-01	RF-01	8"	PT-06	PT-06	EXP	INTEGRAL BASE 8" HIGH
GROUND FLOOR	01-88	ST-H	RF-01	RF-01	8"	PT-06	PT-06	EXP	INTEGRAL BASE 8" HIGH
GROUND FLOOR	01-90	ST-J	RF-01	RF-01	8"	PT-06	PT-06	EXP	INTEGRAL BASE 8" HIGH
GROUND FLOOR	01-91	ST-K	RF-01	RF-01	8"	PT-06	PT-06	EXP	INTEGRAL BASE 8" HIGH
GROUND FLOOR	01-92	STORAGE	RF-01	RF-01	8"	PT-06	PT-06	EXP	INTEGRAL BASE 8" HIGH
GROUND FLOOR INTER	01A-01	VESIBULE			0"				
GROUND FLOOR INTER	01A-02	MECH			0"				
GROUND FLOOR INTER	01A-81	ST-A	RF-01	RF-01	-9 1/8"	PT-06	PT-06	EXP	INTEGRAL BASE 8" HIGH
GROUND FLOOR INTER	01A-82	ST-B	RF-01	RF-01	8"	PT-06	PT-06	EXP	INTEGRAL BASE 8" HIGH
GROUND FLOOR INTER	01A-83	ST-C	RF-01	RF-01	-2'-11 1/8"	PT-06	PT-06	EXP	INTEGRAL BASE 8" HIGH
GROUND FLOOR INTER	01A-84	ST-D	RF-01	RF-01	8"	PT-06	PT-06	EXP	INTEGRAL BASE 8" HIGH
GROUND FLOOR INTER	01A-85	ST-E	RF-01	RF-01	8"	PT-06	PT-06	EXP	INTEGRAL BASE 8" HIGH
GROUND FLOOR INTER	01A-86	ST-F	RF-01	RF-01	-2'-0"	PT-06	PT-06	EXP	INTEGRAL BASE 8" HIGH
2ND FLOOR	02-01	RETAIL	-	-	0"	-	-	-	
2ND FLOOR	02-02	RETAIL STORAGE	-	-	0"	-	-	-	
2ND FLOOR	02-81	ST-A			0"				
2ND FLOOR	02-82	ST-B			0"				
2ND FLOOR	02-83	ST-C			0"				
2ND FLOOR	02-84	ST-D	RF-01	RF-01	8"	PT-06	PT-06	EXP	INTEGRAL BASE 8" HIGH
2ND FLOOR	02-85	ST-E	RF-01	RF-01	8"	PT-06	PT-06	EXP	INTEGRAL BASE 8" HIGH
2ND FLOOR	02-86	ST-F	RF-01	RF-01	8"	PT-06	PT-06	EXP	INTEGRAL BASE 8" HIGH
3RD FLOOR	03-01	RETAIL	-	-	0"	-	-	-	
3RD FLOOR	03-02	RETAIL SOTRAGE	-	-	0"	-	-	-	
3RD FLOOR	03-03	UNISEX	CT-06	-	0"	PT-06/CT-07	ACT	9'-0"	CT-07 - 7'-0" HIGH AFF
3RD FLOOR	03-04	JANITOR	CT-06	-	0"	PT-06/CT-07	ACT	9'-0"	CT-07 - 7'-0" HIGH AFF
3RD FLOOR	03-05	FEMALE	CT-06	-	0"	PT-06/CT-07	ACT	9'-0"	CT-07 - 7'-0" HIGH AFF
3RD FLOOR	03-06	MALE	CT-06	-	0"	PT-06/CT-07	ACT	9'-0"	CT-07 - 7'-0" HIGH AFF
3RD FLOOR	03-07	BOH CORR.	RF-01	RF-01	8"	PT-06	PT-06	EXP	INTEGRAL BASE 8" HIGH
3RD FLOOR	03-81	ST-A	RF-01	RF-01	8"	PT-06	PT-06	EXP	INTEGRAL BASE 8" HIGH
3RD FLOOR	03-82	ST-B	RF-01	RF-01	8"	PT-06	PT-06	EXP	INTEGRAL BASE 8" HIGH
3RD FLOOR	03-83	ST-C	RF-01	RF-01	8"	PT-06	PT-06	EXP	INTEGRAL BASE 8" HIGH
3RD FLOOR	03-84	ST-D	RF-01	RF-01	8"	PT-06	PT-06	EXP	INTEGRAL BASE 8" HIGH
3RD FLOOR	03-85	ST-E	RF-01	RF-01	8"	PT-06	PT-06	EXP	INTEGRAL BASE 8" HIGH
3RD FLOOR	03-86	ST-F	RF-01	RF-01	8"	PT-06	PT-06	EXP	INTEGRAL BASE 8" HIGH
4TH FLOOR	04-01	RETAIL	-	-	0"	-	-	-	
4TH FLOOR	04-73	STAIR CROSS-OVER	RF-01	RF-01	8"	PT-06			INTEGRAL BASE 8" HIGH
4TH FLOOR	04-81	ST-A	RF-01	RF-01	8"	PT-06	PT-06	EXP	INTEGRAL BASE 8" HIGH
4TH FLOOR	04-82	ST-B	RF-01	RF-01	8"	PT-06	PT-06	EXP	INTEGRAL BASE 8" HIGH
4TH FLOOR	04-83	ST-C			0"				
4TH FLOOR	04-84	ST-D	RF-01	RF-01	8"	PT-06	PT-06	EXP	INTEGRAL BASE 8" HIGH
4TH FLOOR	04-85	ST-E	RF-01	RF-01	8"	PT-06	PT-06	EXP	INTEGRAL BASE 8" HIGH
4TH FLOOR	04-86	ST-F	RF-01	RF-01	8"	PT-06	PT-06	EXP	INTEGRAL BASE 8" HIGH
5TH FLOOR	05-01	RETAIL			0"				
5TH FLOOR	05-02	RETAIL STORAGE	-	-	0"	-	-	-	
5TH FLOOR	05-03	JANITOR	CT-06	-	0"	PT-06/CT-07	ACT	9'-0"	CT-07 - 7'-0" HIGH AFF
5TH FLOOR	05-04	UNISEX	CT-06	-	0"	PT-06/CT-07	ACT	9'-0"	CT-07 - 7'-0" HIGH AFF
5TH FLOOR	05-05	FEMALE	CT-06	-	0"	PT-06/CT-07	ACT	9'-0"	CT-07 - 7'-0" HIGH AFF
5TH FLOOR	05-06	MALE	CT-06	-	0"	PT-06/CT-07	ACT	9'-0"	CT-07 - 7'-0" HIGH AFF
5TH FLOOR	05-07	BOH SERVICE ELEVATOR VEST	RF-01	RF-01	8"	PT-06	PT-06	EXP	INTEGRAL BASE 8" HIGH
5TH FLOOR	05-81	ST-A	RF-01	RF-01	8"	PT-06	PT-06	EXP	INTEGRAL BASE 8" HIGH
5TH FLOOR	05-82	ST-B	RF-01	RF-01	8"	PT-06	PT-06	EXP	INTEGRAL BASE 8" HIGH
5TH FLOOR	05-83	ST-C	RF-01	RF-01	8"	PT-06	PT-06	EXP	INTEGRAL BASE 8" HIGH
5TH FLOOR	05-84	ST-D	RF-01	RF-01	8"	PT-06	PT-06	EXP	INTEGRAL BASE 8" HIGH
5TH FLOOR	05-85	ST-E	RF-01	RF-01	8"	PT-06	PT-06	EXP	INTEGRAL BASE 8" HIGH

Room Finish Schedule - SC3-11TH FLOOR

WTWT	Number	Name	Floor Finish	Base Finish	Base Height	Wall Finish	Ceiling Finish	Ceiling Height	Comments
5TH FLOOR	05-86	ST-F	RF-01	RF-01	8"	PT-06	PT-06	EXP	INTEGRAL BASE 8" HIGH
6TH FLOOR MEP	06-01	MEP	RF-03	RF-03	8"	PT-06	PT-06	EXP	INTEGRAL BASE 8" HIGH
6TH FLOOR MEP	06-02	ST VEST			0"				
6TH FLOOR MEP	06-03	CORRIDOR	RF-01	RF-01	8"	PT-06	PT-06	EXP	INTEGRAL BASE 8" HIGH
6TH FLOOR MEP	06-04	ELEVATOR VESTIBULE	RF-01	RF-01	8"	PT-06	PT-06	EXP	INTEGRAL BASE 8" HIGH
6TH FLOOR MEP	06-05	MER	RF-03	RF-03	8"	PT-06	PT-06	EXP	INTEGRAL BASE 8" HIGH
6TH FLOOR MEP	06-06	AC ROOM			0"				
6TH FLOOR MEP	06-07	RESIDENTIAL MER TELECOM	RF-03	RF-03	8"	PT-06	PT-06	EXP	INTEGRAL BASE 8" HIGH
6TH FLOOR MEP	06-08	CORRIDOR	RF-01	RF-01	8"	PT-06	PT-06	EXP	INTEGRAL BASE 8" HIGH
6TH FLOOR MEP	06-10	CORRIDOR	RF-01	RF-01	8"	PT-06	PT-06	EXP	INTEGRAL BASE 8" HIGH
6TH FLOOR MEP	06-11	FAN AND PLENUM ROOM	RF-02	RF-02	8"	PT-06	PT-06	EXP	INTEGRAL BASE 8" HIGH
6TH FLOOR MEP	06-12	FAN ROOM	RF-02	RF-02	8"	PT-06	PT-06	EXP	INTEGRAL BASE 8" HIGH
6TH FLOOR MEP	06-13	CORRIDOR	RF-01	RF-01	8"	PT-06	PT-06	EXP	INTEGRAL BASE 8" HIGH
6TH FLOOR MEP	06-14	RETAIL MEP ROOM	RF-03	RF-03	8"	PT-06	PT-06	EXP	INTEGRAL BASE 8" HIGH
6TH FLOOR MEP	06-15	CORRIDOR	RF-01	RF-01	8"	PT-06	PT-06	EXP	INTEGRAL BASE 8" HIGH
6TH FLOOR MEP	06-16	CORRIDOR	RF-01	RF-01	8"	PT-06	PT-06	EXP	INTEGRAL BASE 8" HIGH
6TH FLOOR MEP	06-17	ST VEST	RF-01	RF-01	8"	PT-06	PT-06	EXP	INTEGRAL BASE 8" HIGH
6TH FLOOR MEP	06-18	RETAIL MEP ROOM			0"				
6TH FLOOR MEP	06-19	FAN ROOM			0"				
6TH FLOOR MEP	06-20	PASSENGER ELEVATOR CONTROL ROOM	RF-02	RF-02	8"	PT-06	PT-06	EXP	INTEGRAL BASE 8" HIGH
6TH FLOOR MEP	06-21	TANK ROOM	RF-05	RF-05	8"	PT-06	PT-06	EXP	INTEGRAL BASE 8" HIGH
6TH FLOOR MEP	06-22	RETAIL ELECTRICAL ROOM	RF-03	RF-03	8"	PT-06	PT-06	EXP	INTEGRAL BASE 8" HIGH
6TH FLOOR MEP	06-23	STEP UP TRANSFORMERS FOR BUILDING			0"				
6TH FLOOR MEP	06-24	CORRIDOR			0"				
6TH FLOOR MEP	06-25	VEST.	RF-01	RF-01	8"	PT-06	PT-06	EXP	INTEGRAL BASE 8" HIGH
6TH FLOOR MEP	06-26	LS ELEC. RM.			0"				
6TH FLOOR MEP	06-27	CON-ED SPLICE BOX-1	-	-	0"	-	-	-	
6TH FLOOR MEP	06-28	CON-ED SPLICE BOX-2	-	-	0"	-	-	-	
6TH FLOOR MEP	06-71	SERVICE ELEVATOR LOBBY	RF-01	RF-01	8"	PT-06	PT-06	EXP	INTEGRAL BASE 8" HIGH
6TH FLOOR MEP	06-73	ELEVATOR LOBBY	RF-01	RF-01	8"	PT-06	PT-06	EXP	INTEGRAL BASE 8" HIGH
6TH FLOOR MEP	06-75	RETAIL ELEVATOR LOBBY	-	-	0"	-	-	-	
6TH FLOOR MEP	06-81	ST-A	RF-01	RF-01	8"	PT-06	PT-06	EXP	INTEGRAL BASE 8" HIGH
6TH FLOOR MEP	06-82	ST-B	RF-01	RF-01	8"	PT-06	PT-06	EXP	INTEGRAL BASE 8" HIGH
6TH FLOOR MEP	06-83	ST-C			0"				
6TH FLOOR MEP	06-84	ST-D	RF-01	RF-01	8"	PT-06	PT-06	EXP	INTEGRAL BASE 8" HIGH
6TH FLOOR MEP	06-85	ST-E	RF-01	RF-01	8"	PT-06	PT-06	EXP	INTEGRAL BASE 8" HIGH
6TH FLOOR MEP	06-86	ST-F	RF-01	RF-01	8"	PT-06	PT-06	EXP	INTEGRAL BASE 8" HIGH
6TH FLOOR INTER	06A-81	ST-A	RF-01	RF-01	8"	PT-06	PT-06	EXP	INTEGRAL BASE 8" HIGH
6TH FLOOR INTER	06A-82	ST-B	RF-01	RF-01	8"	PT-06	PT-06	EXP	INTEGRAL BASE 8" HIGH
6TH FLOOR INTER	06A-83	ST-C	RF-01	RF-01	8"	PT-06	PT-06	EXP	INTEGRAL BASE 8" HIGH
6TH FLOOR INTER	06A-84	ST-D	RF-01	RF-01	8"	PT-06	PT-06	EXP	INTEGRAL BASE 8" HIGH
7TH FLOOR MEP	07-01	FAN ROOM	RF-03	RF-03	8"	PT-06	PT-06	EXP	INTEGRAL BASE 8" HIGH
7TH FLOOR MEP	07-02	ST VEST	RF-01	RF-01	8"	PT-06	PT-06	EXP	INTEGRAL BASE 8" HIGH
7TH FLOOR MEP	07-04	VEST	RF-01	RF-01	8"	PT-06	PT-06	EXP	INTEGRAL BASE 8" HIGH
7TH FLOOR MEP	07-05	ST VEST	RF-01	RF-01	8"	PT-06	PT-06	EXP	INTEGRAL BASE 8" HIGH
7TH FLOOR MEP	07-06	REFUSE COLLECTION ROOM	RF-04	RF-04	8"	PT-06	PT-06	EXP	INTEGRAL BASE 8" HIGH
7TH FLOOR MEP	07-07	RECYCLING COLLECTION ROOM	RF-04	RF-04	8"	PT-06	PT-06	EXP	INTEGRAL BASE 8" HIGH
7TH FLOOR MEP	07-07A	VESTIBULE	RF-01	RF-01	8"	PT-06	PT-06	EXP	INTEGRAL BASE 8" HIGH
7TH FLOOR MEP	07-08	AC AND FAN ROOM	RF-02	RF-02	8"	PT-06	PT-06	EXP	INTEGRAL BASE 8" HIGH
7TH FLOOR MEP	07-09	CORRIDOR	RF-01	RF-01	8"	PT-06	PT-06	EXP	INTEGRAL BASE 8" HIGH
7TH FLOOR MEP	07-10	AC ROOM	RF-02	RF-02	8"	PT-06	PT-06	EXP	INTEGRAL BASE 8" HIGH
7TH FLOOR MEP	07-11	GENERATOR ROOM	RF-05	RF-05	8"	PT-06	PT-06	EXP	INTEGRAL BASE 8" HIGH
7TH FLOOR MEP	07-13	AC AND PUMP ROOM	RF-04	RF-04	8"	PT-06	PT-06	EXP	INTEGRAL BASE 8" HIGH
7TH FLOOR MEP	07-14	BOILER RM W/ PUMPS	RF-05	RF-05	8"	PT-06	PT-06	EXP	INTEGRAL BASE 8" HIGH
7TH FLOOR MEP	07-17	CORRIDOR	RF-01	RF-01	8"	PT-06	PT-06	EXP	INTEGRAL BASE 8" HIGH
7TH FLOOR MEP	07-18	ELEVATOR MACHINE RM	RF-02	RF-02	8"	PT-06	PT-06	EXP	INTEGRAL BASE 8" HIGH
7TH FLOOR MEP	07-19	VEST.	RF-01	RF-01	8"	PT-06	PT-06	EXP	INTEGRAL BASE 8" HIGH
7TH FLOOR MEP	07-21	CORRIDOR	RF-01	RF-01	8"	PT-06	PT-06	EXP	INTEGRAL BASE 8" HIGH
7TH FLOOR MEP	07-23	CON ED VAULT 01	RF-03	RF-03	8"	PT-06	PT-06	EXP	INTEGRAL BASE 8" HIGH
7TH FLOOR MEP	07-24	NETWORK RM 01	RF-03	RF-03	8"	PT-06	PT-06	EXP	INTEGRAL BASE 8" HIGH
7TH FLOOR MEP	07-25	CON ED VAULT 02	RF-03	RF-03	8"	PT-06	PT-06	EXP	INTEGRAL BASE 8" HIGH
7TH FLOOR MEP	07-26	NETWORK RM 02	RF-03	RF-03	8"	PT-06	PT-06	EXP	INTEGRAL BASE 8" HIGH
7TH FLOOR MEP	07-27	CON ED VAULT 03	RF-03	RF-03	8"	PT-06	PT-06	EXP	INTEGRAL BASE 8" HIGH
7TH FLOOR MEP	07-28	NETWORK RM 03	RF-03	RF-03	8"	PT-06	PT-06	EXP	INTEGRAL BASE 8" HIGH
7TH FLOOR MEP	07-29	CON ED VAULT 04	RF-03	RF-03	8"	PT-06	PT-06	EXP	INTEGRAL BASE 8" HIGH
7TH FLOOR MEP	07-30	NETWORK RM 04	RF-03	RF-03	8"	PT-06	PT-06	EXP	INTEGRAL BASE 8" HIGH
7TH FLOOR MEP	07-31	CON ED ACCESS CORRIDOR	RF-01	RF-01	8"	PT-06	PT-06	EXP	INTEGRAL BASE 8" HIGH
7TH FLOOR MEP	07-31A	VEST.			0"				
7TH FLOOR MEP	07-32	CORRIDOR			0"				
7TH FLOOR MEP	07-33	FAN AND DW HEATER ROOM	RF-04	RF-04	8"	PT-06	PT-06	EXP	INTEGRAL BASE 8" HIGH
7TH FLOOR MEP	07-35	VEST	RF-01	RF-01	8"	PT-06	PT-06	EXP	INTEGRAL BASE 8" HIGH
7TH FLOOR MEP	07-36	SWITCHBOARD RM	RF-03	RF-03	8"	PT-06	PT-06	EXP	INTEGRAL BASE 8" HIGH
7TH FLOOR MEP	07-37	ELECTRICAL ROOM	RF-03	RF-03	8"	PT-06	PT-06	EXP	INTEGRAL BASE 8" HIGH
7TH FLOOR MEP	07-38	VEST.	RF-01	RF-01	8"	PT-06	PT-06	EXP	INTEGRAL BASE 8" HIGH
7TH FLOOR MEP	07-39	GENERATOR EXHAUST PLENUM	PVR-01	-	0"	PT-06	PT-06	EXP	
7TH FLOOR MEP	07-40	AC UNIT AND FAN ROOM	RF-02	RF-02	8"	PT-06	PT-06	EXP	INTEGRAL BASE 8" HIGH
7TH FLOOR MEP	07-41	EMR AHU ROOM	RF-03	RF-03	8"	PT-06	PT-06	EXP	INTEGRAL BASE 8" HIGH
7TH FLOOR MEP	07-42	8th FLOOR POOL EQUIPMENT ROOM	RF-03	RF-03	8"	PT-06	PT-06	EXP	INTEGRAL BASE 8" HIGH
7TH FLOOR MEP	07-43	ATS ROOM	RF-03	RF-03	8"	PT-06	PT-06	EXP	INTEGRAL BASE 8" HIGH
7TH FLOOR MEP	07-71	SERVICE ELEVATOR LOBBY	RF-01	RF-01	8"	PT-06	PT-06	EXP	INTEGRAL BASE 8" HIGH
7TH FLOOR MEP	07-71	ELEVATOR LOBBY			0"				
7TH FLOOR MEP	07-81	ST-A	RF-01	RF-01	8"	PT-06	PT-06	EXP	INTEGRAL BASE 8" HIGH
7TH FLOOR MEP	07-82	ST-B	RF-01	RF-01	8"	PT-06	PT-06	EXP	INTEGRAL BASE 8" HIGH
7TH FLOOR MEP	07-83	ST-C	RF-01	RF-01	8"	PT-06	PT-06	EXP	INTEGRAL BASE 8" HIGH
7TH FLOOR MEP	07-84	ST-D	RF-01	RF-01	8"	PT-06	PT-06	EXP	INTEGRAL BASE 8" HIGH
7TH FLOOR MEP	07-85	ST-E	RF-01	RF-01	8"	PT-06	PT-06	EXP	INTEGRAL BASE 8" HIGH
7TH FLOOR MEP	07-86	ST-F	RF-01	RF-01	8"	PT-06	PT-06	EXP	INTEGRAL BASE 8" HIGH
7TH FLOOR INTER	07A-81	ST-A	RF-01	RF-01	8"	PT-06	PT-06	EXP	INTEGRAL BASE 8" HIGH
7TH FLOOR INTER	07A-82	ST-B	RF-01	RF-01	8"	PT-06	PT-06	EXP	INTEGRAL BASE 8" HIGH
7TH FLOOR INTER	07A-83	ST-C	RF-01	RF-01	8"	PT-06	PT-06	EXP	INTEGRAL BASE 8" HIGH
7TH FLOOR INTER	07A-85	ST-E	RF-01	RF-01	8"	PT-06	PT-06	EXP	INTEGRAL BASE 8" HIGH
7TH FLOOR INTER	07A-86	ST-F	RF-01	RF-01	0"	PT-06	PT-06	EXP	INTEGRAL BASE 8" HIGH
8TH FLOOR	08-01	ST VEST			0"				
8TH FLOOR	08-02	PANTRY			0"				
8TH FLOOR	08-03	BANQUET HALL	WDF-02B		6"	WDV-04/WC-02	PT-05		INTEGRAL BASE 6" HIGH
8TH FLOOR	08-04	CORRIDOR			0"				
8TH FLOOR	08-05	VEST.	RF-01		0"				
8TH FLOOR	08-10	ROOF TOP MEP			0"				
8TH FLOOR	08-13	VESTIBULE	ST-28A		0"				
8TH FLOOR	08-14	SHOWERS	ST-28A		0"				
8TH FLOOR	08-15	STEAM ROOM	ST-28A		0"			8'	
8TH FLOOR	08-16	LOCKERS	ST-28A		0"				
8TH FLOOR	08-17	WOMENS WR	ST-28A		0"				
8TH FLOOR	08-18	VEST.	ST-28A		0"				
8TH FLOOR	08-19	STEAM ROOM	ST-28A		0"				
8TH FLOOR	08-20	SHOWERS	ST-28A		0"				
8TH FLOOR	08-21	LOCKERS	ST-28A		0"				
8TH FLOOR	08-22	MENS WR	ST-28A		0"				
8TH FLOOR	08-23	UNIVERSAL	ST-28A		0"				
8TH FLOOR	08-24	CORRIDOR	ST-28A		0"				
8TH FLOOR	08-25	JANITOR RM			0"				
8TH FLOOR	08-26	TWEEN LOUNGE	WDF-02A		6"	WC-02	PT-05		INTEGRAL BASE 6" HIGH
8TH FLOOR	08-27	CLOSET			0"				
8TH FLOOR	08-28	VEST.			0"				
8TH FLOOR	08-29	RECEPTION	WDF-02B		6"	WC-02	PT-05		INTEGRAL BASE 6" HIGH
8TH FLOOR	08-30	LOUNGE	WDF-02B		6"	WDV-04	PT-05		INTEGRAL BASE 6" HIGH
8TH FLOOR	08-35	STEAM CLOSET 1			0"				
8TH FLOOR	08-36	STEAM CLOSET 2			0"				
8TH FLOOR	08-40	KITCHEN			0"				
8TH FLOOR	08-72	RESIDENTIAL ELEVATOR LOBBY			0"				
8TH FLOOR	08-73	ELEVATOR LOBBY			0"				
8TH FLOOR	08-81	ST-A	RF-01	RF-01	8"	PT-06	PT-06	EXP	INTEGRAL BASE 8" HIGH
8TH FLOOR	08-82	ST-B	RF-01	RF-01	8"	PT-06	PT-06	EXP	INTEGRAL BASE 8" HIGH
8TH FLOOR	08-83	ST-C	RF-01	RF-01	8"	PT-06	PT-06	EXP	INTEGRAL BASE 8" HIGH
8TH FLOOR	08-84	ST-D	RF-01	RF-01	8"	PT-06	PT-06	EXP	INTEGRAL BASE 8" HIGH
8TH FLOOR	08-85	ST-E	RF-01	RF-01	8"	PT-06	PT-06	EXP	INTEGRAL BASE 8" HIGH
8TH FLOOR	08-86	ST-F	RF-01	RF-01	8"	PT-06	PT-06	EXP	INTEGRAL BASE 8" HIGH
8TH FLOOR	08-87	MAINTENANCE ACCESS			0"				
8TH FLOOR INTER	08A-82	ST-B	RF-01	RF-01	8"	PT-06	PT-06	EXP	INTEGRAL BASE 8" HIGH
9TH FLOOR MEP	09-02	EMR			0"				
9TH FLOOR MEP	09-03	MECHANICAL			0"				
9TH FLOOR MEP	09-04	10th FLOOR POOL EQUIPMENT ROOM			0"				
9TH FLOOR MEP	09-05	VEST.			0"				
9TH FLOOR MEP	09-06	PLENUM			0"				
9TH FLOOR MEP	09-72	RESIDENTIAL ELEVATOR LOBBY			0"				
9TH FLOOR MEP	09-81	ST-A	RF-01	RF-01	8"	PT-06	PT-06	EXP	INTEGRAL BASE 8" HIGH
9TH FLOOR MEP	09-82	ST-B	RF-01	RF-01	8"	PT-06	PT-06	EXP	INTEGRAL BASE 8" HIGH
9TH FLOOR MEP	09-93	ST-B1	RF-01	RF-01	8"	PT-06	PT-06	EXP	INTEGRAL BASE 8" HIGH
10TH FLOOR	10-01	POOL MAINT. ACCESS			-6'-5 3/16"				
10TH FLOOR	10-02	LOCKERS	ST-28A		0"				
10TH FLOOR	10-03	SHOWER			0"				
10TH FLOOR	10-04	SAUNA	ST-28A		0"				
10TH FLOOR	10-05	WOMENS WR	ST-28A		0"				
10TH FLOOR	10-06	STEAM ROOM	ST-28A		0"				
10TH FLOOR	10-07	SITTING	WDF-02A		0"				
10TH FLOOR	10-08	EXERCISE ROOM EAST	WDF-02A		0"				
10TH FLOOR	10-09	EXERCISE ROOM WEST			0"				
10TH FLOOR	10-10	CLIMBING WALL / CLASSROOM	WVF-01		0"				
10TH FLOOR	10-11	TREATMENT	WDF-02A		0"				
10TH FLOOR	10-12	JANITOR			0"				
10TH FLOOR	10-13	VESTIBULE			0"				
10TH FLOOR	10-16	CORRIDOR	ST-26		0"				
10TH FLOOR	10-17	POOL			-5/16"				
10TH FLOOR	10-18	MENS WR	ST-28A		0"				
10TH FLOOR	10-20	LOCKERS	ST-28A		0"				
10TH FLOOR	10-21	SHOWER			0"				
10TH FLOOR	10-22	SAUNA	ST-28A		0"				
10TH FLOOR	10-23	CORRIDOR			0"				
10TH FLOOR	10-29	WC	WDF-02A		0"				
10TH FLOOR	10-37	BATHROOM			0"				
10TH FLOOR	10-38	BATHROOM	WDF-02A		0"				
10TH FLOOR	10-39	M	ST-28A		0"				
10TH FLOOR	10-40	M	ST-28A		0"				
10TH FLOOR	10-41	STEAM CLOSET			0"				
10TH FLOOR	10-42	CORRIDOR	ST-28A		0"				
10TH FLOOR	10-43	M	ST-28A		0"				
10TH FLOOR	10-44	M	ST-28A		0"				
10TH FLOOR	10-45	M	ST-28A		0"				
10TH FLOOR	10-73	ELEVATOR LOBBY			0"				
10TH FLOOR	10-81	ST-A	RF-01	RF-01	8"	PT-06	PT-06	EXP	INTEGRAL BASE 8" HIGH
10TH FLOOR	10-82	ST-B	RF-01	RF-01	8"	PT-06	PT-06	EXP	INTEGRAL BASE 8" HIGH
10TH FLOOR	10-93	ST-B1	RF-01	RF-01	8"	PT-06	PT-06	EXP	INTEGRAL BASE 8" HIGH
10TH FLOOR	C-16	OFFICE	WDF-02A		0"				
10TH FLOOR	C-17	CLOSET	WDF-02A		0"				
10TH FLOOR INTER 1	10A-01	STAIR CROSS-OVER	RF-01	RF-01	8"	PT-06			INTEGRAL BASE 8" HIGH
10TH FLOOR INTER 1	10A-81	ST-A	RF-01	RF-01	8"	PT-06	PT-06	EXP	INTEGRAL BASE 8" HIGH
10TH FLOOR INTER 1	10A-82	ST-B	RF-01	RF-01	8"	PT-06	PT-06	EXP	INTEGRAL BASE 8" HIGH
10TH FLOOR INTER 2	10B-01	STAIR CROSS-OVER	RF-01	RF-01	8"	PT-06			INTEGRAL BASE 8" HIGH
10TH FLOOR INTER 2	10B-81	ST-A	RF-01	RF-01	8"	PT-06	PT-06	EXP	INTEGRAL BASE 8" HIGH
10TH FLOOR INTER 2	10B-82	ST-B			0"				
11TH FLOOR BMU	11A-02	BMU ROOM			0"				
11TH FLOOR BMU	11C-81	ST-A	RF-01	RF-01	8"	PT-06	PT-06	EXP	INTEGRAL BASE 8" HIGH
11TH FLOOR BMU	11C-82	ST-B	RF-01	RF-01	8"	PT-06	PT-06	EXP	INTEGRAL BASE 8" HIGH

MATERIAL LEGEND

MATERIAL TAG	DESCRIPTION
ACT-01	ACOUSTIC CEILING TILE
CP-01	CARPET TILE 24"x24"
CT-03	CERAMIC WALL TILE
CT-04	CERAMIC FLOOR TILE
FRP	FIBERGLASS REINFORCES PLASTIC WALL PANEL
GB	GYPSUM BOARD CEILING
PT-06	PAINT
RB-01	RUBBER BASE
RF-01	RESINOUS FLOORING - LIGHT DUTY
RF-02	RESINOUS FLOORING - MEDIUM DUTY FOR CHEMICAL RESISTANCE
RF-03	RESINOUS FLOORING - MEDIUM DUTY
RF-04	RESINOUS FLOORING - MEDIUM DUTY
RF-05	RESINOUS FLOORING - SECONDARY CONTAINMENT
TR-01	TRANSITION STRIP
VCT-01	VINYL COMPOSITION TILE
VCT-02	VINYL COMPOSITION TILE - STATIC DISSIPATIVE

*NO TOLERANCE PERMITTED, DIMENSION SHOWN TO BE EXACT

FINISH SCHEDULE NOTES

1. PAINT ALL METAL INCLUDING BUT NOT LIMITED TO- ACCESS PANELS, DOORS, DOOR BUCKS, MULLION DRYWALL ADAPTERS.
2. ALL GYPSUM WALL BOARD & CEILINGS AT PUBLIC AND RESIDENTIAL BATHROOMS, KITCHENS, LAUNDRY ROOMS AND JANITOR'S CLOSETS TO BE OF A 'MOLD TOUGH' BRAND OR EQUIVALENT.
3. PROVIDE CEMENT BOARD AS SUBSTRATE FOR STONE AND TILE AS FOLLOWS:
   FULL HEIGHT AT ALL WALLS W/ STONE AND/OR TILE APPLICATION, SHOWN IN THE A-900 & AI SERIES DRAWINGS INCLUDING BUT NOT LIMITED TO:
   - PUBLIC AND RESIDENTIAL WASHROOMS
   -LOBBY WATER FEATURE
4. FLOORING AND BASE SHALL BE EXTENDED UNDER REMOVABLE BASE CABINETS AT HANDICAPPED ADAPTABLE KITCHENS. REFER TO AI-5 SERIES DRAWINGS.
5. SEE REFLECTED CEILING PLANS FOR EXTENT OF GYPSUM BOARD CEILINGS AND SOFFITS. PAINT ALL BULKHEADS WHERE CEILING HEIGHTS TRANSITION.
6. -EXTERIOR FINISHES: SEE A-8 SERIES DRAWINGS
   -FLOOR MATERIALS: SEE DRAWING AI-5 SERIES DRAWINGS
   -COLUMN ENCLOSURE: CONCRETE FINISHING COMPOUND SMOOTH FINISH SEE DETAIL 1/A-007
7. PROVIDE RADIANT HEATING BENEATH STONE FLOOR AT LOBBY AREA AND SPECIFIC RESIDENTIAL WASHROOMS, REFER TO FLOOR FINISHES PLAN FOR EXTENT. SEE AI-5 SERIES DRAWINGS.
8. REFER TO THE A-9 & AI SERIES DRAWINGS FOR DETAILED FINISH LOCATIONS
9. PROVIDE USG COVER COAT COMPOUND ON EXPOSED CONCRETE AREAS WHERE INDICATED ON RCP DRAWINGS

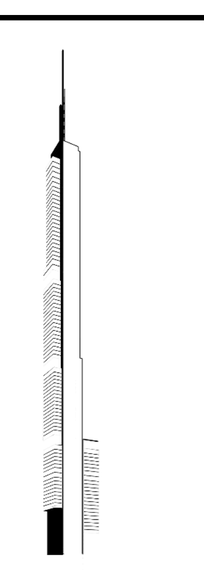

KEY PLAN:

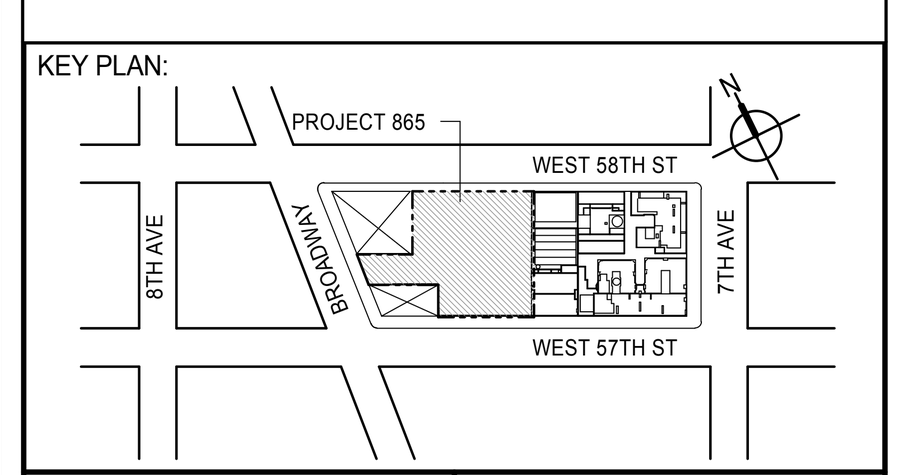

PROJECT NORTH

TRUE NORTH

DEVELOPER:
EXTELL DEVELOPMENT COMPANY
805 THIRD AVENUE, 7TH FLOOR
New York, NY 10022 USA
TEL: 212 712 6000 FAX: 212 712 6100

DESIGN ARCHITECT: Base Building Shell & Core
ADRIAN SMITH + GORDON GILL ARCHITECTURE
111 WEST MONROE STREET SUITE 2300
CHICAGO IL 60603
TEL: 312 920 1888 FAX: 312 920 1775

INTERIOR DESIGNER: Residential
Rottet Architecture and Design Studio, PLLC
298 Fifth Ave, 7th Floor
New York, NY 10001
TEL: 646 998 7000 FAX:

ARCHITECT OF RECORD: Base Building Shell, Core, & Residential
AAI ARCHITECTS, P.C.
401 Wellington St. W., 3rd Floor
Toronto, ON M5V 1E7 Canada
TEL: 416 967 1500 FAX: 416 967 7150

STRUCTURAL ENGINEERS:
WSP CANTOR SEINUK
228 EAST 45th Street
New York, NY 10017 USA
TEL: 212 687 9888 FAX: 646 487 5501

MEP ENGINEERS:
AKF GROUP
165 Broadway, 22nd Floor
New York, NY 10006 USA
TEL: 212 354 5656 FAX: 212 354 5668

GEOTECHNICAL ENGINEERS:
Langan Engineering & Environmental Services
21 Penn Plaza - 360 West 31st Street, 8th Floor
New York, NY 10001-2727
TEL: 212 479 5400 FAX: 212 479 5444

CODE CONSULTANTS:
Construction Consulting Associates
100 Church Street
New York, NY 10007
TEL: 212 385 1818 FAX: 212 385 1911

CURTAINWALL CONSULTANT:
AJLP Consulting
40 Worth Street. Suite 826
New York, NY 10013
TEL: 212 757 5659 FAX: 646 219 8508

LANDMARK/PRESERVATION CONSULTANT:
Jan Hird Pokorny Associates, Inc.
39 West 37th Street, 12A
New York, NY 10018
TEL: 212 759 6462 FAX: 212 759 6540

No.	DESCRIPTION	DATE
1	CD PROGRESS ISSUE 2	19 DEC 14
2	CD PROGRESS ISSUE 3	09 MAR 15
3	CD PROGRESS ISSUE 4	01 JUN 15
4	CD PROGRESS ISSUE 5	10 AUG 15
	D.O.B. AMENDMENT 2	21 SEP 15

NOT FOR BID/CONSTRUCTION

Discrepancies must be reported immediately to the Architect before proceeding. Only figured dimensions are to be used. Contractors must check all dimensions on site. This drawing is protected by copyright.

ALL DIMENSIONS ARE SHOWN IN IMPERIAL.

CONSULTANT:
AAI ARCHITECTS, P.C.

PROJECT:
217 WEST 57TH STREET
NEW YORK, NY

DRAWING TITLE:
ROOM FINISH SCHEDULE

SEAL & SIGNATURE:



DATE:	19 DEC 14
PROJECT No:	1216-00
DRAWN: Author	REV: 4
CHK: Checker	
SCALE: 12" = 1'-0"	
DWG No:	A-615.01
DOB PAGE No:	364 of 569

DOB EMPLOYEE STAMP:

DOB B-SCAN:

FILE NAME: C:\Revit Local Files\EXTELL-865-AAI-TWR-CNF_hadlarim.rvt
PLOT DATE: 9/30/2015 4:38:25 PM

36" x 48" Arch E - SHEET SIZE

DEPT OF BLDGS 121328205 Job Number

ES627519065 Scan Code

Room Finish Schedule - 13TH-96TH FLOOR

Level	Number	Name	Floor Finish	Base Finish	Base Offset	Wall Finish	Ceiling Finish	Ceiling Height	Comments
12TH FLOOR MEP	12-01	TRASH CHUTE			0"				
12TH FLOOR MEP	12-02	EL. CL.	RF-03	RF-03	8"	PT-06	PT-06	EXP	INTEGRAL BASE 8" HIGH
12TH FLOOR MEP	12-03	HOUSE TANK			0"				
12TH FLOOR MEP	12-04	MECHANICAL ROOM			0"				
12TH FLOOR MEP	12-05	MECHANICAL ROOM			0"				
12TH FLOOR MEP	12-07	MECHANICAL ROOM			0"				
12TH FLOOR MEP	12-08	TANK FILL PUMPS			0"				
12TH FLOOR MEP	12-09	MECHANICAL ROOM			0"				
12TH FLOOR MEP	12-72	RESIDENTIAL ELEVATOR LOBBY			0"				
12TH FLOOR MEP	12-81	ST-A	RF-01	RF-01	8"	PT-06	PT-06	EXP	INTEGRAL BASE 8" HIGH
12TH FLOOR MEP	12-82	ST-B	RF-01	RF-01	8"	PT-06	PT-06	EXP	INTEGRAL BASE 8" HIGH
13TH FLOOR	13-000	LIVING/DINING	WD-01/02	PT-02	0"	PT-01	PT-03	9'-0"	
13TH FLOOR	13-01	GARBAGE ROOM			8"	PT-06	PT-06	EXP	INTEGRAL BASE 8" HIGH
13TH FLOOR	13-02	EL. CL.	RF-03	RF-03	8"	PT-06	PT-06	EXP	INTEGRAL BASE 8" HIGH
13TH FLOOR	13-03	EL. RM	RF-01	RF-01	8"	PT-06	PT-06	EXP	INTEGRAL BASE 8" HIGH
13TH FLOOR	13-72	RESIDENTIAL ELEVATOR LOBBY	ST-26/27	ST-16	6"	WC-01/WD-03	IGL-06/SF-06	9'-0"	
13TH FLOOR	13-81	ST-A	RF-01	RF-01	8"	PT-06	PT-06	EXP	INTEGRAL BASE 8" HIGH
13TH FLOOR	13-82	ST-B	RF-01	RF-01	8"	PT-06	PT-06	EXP	INTEGRAL BASE 8" HIGH
14TH FLOOR	14-01	GARBAGE ROOM			8"	PT-06	PT-06	EXP	INTEGRAL BASE 8" HIGH
14TH FLOOR	14-02	EL. CL.	RF-03	RF-03	8"	PT-06	PT-06	EXP	INTEGRAL BASE 8" HIGH
14TH FLOOR	14-03	EL. RM	RF-01	RF-01	8"	PT-06	PT-06	EXP	INTEGRAL BASE 8" HIGH
14TH FLOOR	14-72	RESIDENTIAL ELEVATOR LOBBY	ST-26/27	ST-16	6"	WC-01/WD-03	IGL-06/SF-06	9'-0"	
14TH FLOOR	14-81	ST-A	RF-01	RF-01	8"	PT-06	PT-06	EXP	INTEGRAL BASE 8" HIGH
14TH FLOOR	14-82	ST-B	RF-01	RF-01	8"	PT-06	PT-06	EXP	INTEGRAL BASE 8" HIGH
17TH FLOOR	12-06	MB-C01	ST-07	-	0"	ELEV	PT-03	9'-0"	
17TH FLOOR	17-01	GARBAGE ROOM			8"	PT-06	PT-06	EXP	INTEGRAL BASE 8" HIGH
17TH FLOOR	17-02	EL. CL.	RF-03	RF-03	8"	PT-06	PT-06	EXP	INTEGRAL BASE 8" HIGH
17TH FLOOR	17-03	EL. RM	RF-01	RF-01	8"	PT-06	PT-06	EXP	INTEGRAL BASE 8" HIGH
17TH FLOOR	17-08	TB-C01	ST-11	-	0"	ST-10/11	PT-03	9'-0"	
17TH FLOOR	17-10	SB-A01	ST-12	-	0"	ST-05	PT-03	9'-0"	
17TH FLOOR	17-12	PR-C01	ST-14	-	0"	ST-13A	PT-03	9'-0"	
17TH FLOOR	17-13	MB-C01B	ST-07	-	0"	ELEV	PT-03	9'-0"	
17TH FLOOR	17-15	CL.	WD-02		0"				
17TH FLOOR	17-16	TB-C01	ST-11	-	0"	ST-10/11	PT-03	9'-0"	
17TH FLOOR	17-17	SB-A01	ST-12	-	0"	ST-05	PT-03	9'-0"	
17TH FLOOR	17-18	CL.	WD-02		0"				
17TH FLOOR	17-19	PR-C01	ST-14	-	0"	ST-13A	PT-03	9'-0"	
17TH FLOOR	17-20	PR-C02	ST-14	-	0"	ST-13A	PT-03	9'-0"	
17TH FLOOR	17-21	TB-C02	ST-11	-	0"	ST-10/11	PT-03	9'-0"	
17TH FLOOR	17-24	SB-A01	ST-12	-	0"	ST-05	PT-03	9'-0"	
17TH FLOOR	17-26	MB-C01B	ST-07	-	0"	ELEV	PT-03	9'-0"	
17TH FLOOR	17-27	MB-C01C	ST-07	-	0"	ELEV	PT-03	9'-0"	
17TH FLOOR	17-28	CL.	WD-02		0"				
17TH FLOOR	17-29	PR-C02	ST-14	-	0"	ST-13A	PT-03	9'-0"	
17TH FLOOR	17-30	MB-C02	ST-11	-	0"	ST-10/11	PT-03	9'-0"	
17TH FLOOR	17-32	SB-A01	ST-12	-	0"	ST-05	PT-03	9'-0"	
17TH FLOOR	17-33	CL	SF-02	PT-02	0"	PT-01	PT-03	9'-0"	
17TH FLOOR	17-35	SB-A01	ST-12	PT-02	0"	PT-01	PT-03	9'-0"	
17TH FLOOR	17-36	CL.	WD-02		0"				
17TH FLOOR	17-37	KIT-F	ST-02	PT-02	0"		PT-03	9'-0"	
17TH FLOOR	17-38	MB-C01B	ST-07	-	0"	ELEV	PT-03	9'-0"	
17TH FLOOR	17-39	PR-C02	ST-14	-	0"	ST-13A	PT-03	9'-0"	
17TH FLOOR	17-40	CL.	WD-02		0"				
17TH FLOOR	17-41	CL.	WD-02		0"				
17TH FLOOR	17-72	RESIDENTIAL ELEVATOR LOBBY	ST-26/27	ST-16	6"	WC-01/WD-03	IGL-06/SF-06	9'-0"	
17TH FLOOR	17-81	ST-A	RF-01	RF-01	8"	PT-06	PT-06	EXP	INTEGRAL BASE 8" HIGH
17TH FLOOR	17-82	ST-B	RF-01	RF-01	8"	PT-06	PT-06	EXP	INTEGRAL BASE 8" HIGH
19TH FLOOR	12-44	MB-C01			0"				
19TH FLOOR	12-46	TB-C01			0"				
19TH FLOOR	12-47	SB-A01			0"				
19TH FLOOR	12-50	PR-C01			0"				
19TH FLOOR	12-52	CL.			0"				
19TH FLOOR	12-53	TB-C01			0"				
19TH FLOOR	12-55	CL.			0"				
19TH FLOOR	12-56	MB-C01B			0"				
19TH FLOOR	12-57	SB-A01			0"				
19TH FLOOR	12-58	CL.			0"				
19TH FLOOR	12-60	MB-C01B			0"				
19TH FLOOR	12-61	CL.			0"				
19TH FLOOR	12-62	SB-A01			0"				
19TH FLOOR	12-63	CL			0"				
19TH FLOOR	12-64	MB-C02			0"				
19TH FLOOR	12-66	SB-A01			0"				
19TH FLOOR	12-67	CL.			0"				
19TH FLOOR	12-69	MB-C01C			0"				
19TH FLOOR	12-70	PR-C02			0"				
19TH FLOOR	12-71	PR-C02			0"				
19TH FLOOR	12-73	CL.			0"				
19TH FLOOR	12-74	CL.			0"				
19TH FLOOR	12-76	MB-C01B			0"				
19TH FLOOR	12-77	PR-C01			0"				
19TH FLOOR	12-78	PR-C02			0"				
19TH FLOOR	12-79	SB-A01			0"				
19TH FLOOR	12-84	TB-C02			0"				
19TH FLOOR	12-86	CL.			0"				
19TH FLOOR	19-01	GARBAGE ROOM			8"	PT-06	PT-06	EXP	INTEGRAL BASE 8" HIGH
19TH FLOOR	19-02	EL. CL.	RF-03	RF-03	8"	PT-06	PT-06	EXP	INTEGRAL BASE 8" HIGH
19TH FLOOR	19-03	EL. RM	RF-01	RF-01	8"	PT-06	PT-06	EXP	INTEGRAL BASE 8" HIGH
19TH FLOOR	19-72	RESIDENTIAL ELEVATOR LOBBY	ST-26/27	ST-16	6"	WC-01/WD-03	IGL-06/SF-06	9'-0"	
19TH FLOOR	19-81	ST-A	RF-01	RF-01	8"	PT-06	PT-06	EXP	INTEGRAL BASE 8" HIGH
19TH FLOOR	19-82	ST-B	RF-01	RF-01	8"	PT-06	PT-06	EXP	INTEGRAL BASE 8" HIGH
20TH FLOOR	12-88	MB-C01	ST-07	-	0"	ELEV	PT-03		
20TH FLOOR	12-90	TB-C01	ST-11	-	0"	ST-10/11	PT-03		
20TH FLOOR	12-91	SB-A01	ST-12	-	0"	ST-05	PT-03		
20TH FLOOR	12-93	PR-C01	ST-14	-	0"	ST-13A	PT-03		
20TH FLOOR	12-94	SB-C01	ST-07	-	0"	ELEV	PT-03	9'-0"	
20TH FLOOR	12-95	CL.	WD-02		0"				
20TH FLOOR	12-96	CL.	WD-02		0"				
20TH FLOOR	12-97	TB-C03	ST-11	-	0"	ST-10/11	PT-03		
20TH FLOOR	12-99	PR-C01	ST-14	-	0"	ST-13	PT-03		
20TH FLOOR	12-101	PR-C02	ST-14	-	0"	ST-13	PT-03		
20TH FLOOR	12-102	MB-C03	ST-07	-	0"	ELEV	PT-03		
20TH FLOOR	12-105	CL.	WD-02		0"				
20TH FLOOR	12-106	SB-A01	ST-12	-	0"	ST-05	PT-03		
20TH FLOOR	12-107	TB-C01	ST-11	-	0"	ST-10/11	PT-03		
20TH FLOOR	12-108	CL.	WD-02		0"				
20TH FLOOR	20-01	GARBAGE ROOM			8"	PT-06	PT-06	EXP	INTEGRAL BASE 8" HIGH
20TH FLOOR	20-02	EL. CL.	RF-03	RF-03	8"	PT-06	PT-06	EXP	INTEGRAL BASE 8" HIGH
20TH FLOOR	20-03	EL. RM	RF-01	RF-01	8"	PT-06	PT-06	EXP	INTEGRAL BASE 8" HIGH
20TH FLOOR	20-72	RESIDENTIAL ELEVATOR LOBBY	ST-26/27	ST-16	6"	WC-01/WD-03	IGL-06/SF-06	9'-0"	
20TH FLOOR	20-81	ST-A	RF-01	RF-01	8"	PT-06	PT-06	EXP	INTEGRAL BASE 8" HIGH
20TH FLOOR	20-82	ST-B	RF-01	RF-01	8"	PT-06	PT-06	EXP	INTEGRAL BASE 8" HIGH
21ST FLOOR	21-01	GARBAGE ROOM			8"	PT-06	PT-06	EXP	INTEGRAL BASE 8" HIGH
21ST FLOOR	21-02	EL. CL.	RF-03	RF-03	8"	PT-06	PT-06	EXP	INTEGRAL BASE 8" HIGH
21ST FLOOR	21-03	EL. RM	RF-01	RF-01	8"	PT-06	PT-06	EXP	INTEGRAL BASE 8" HIGH
21ST FLOOR	21-72	RESIDENTIAL ELEVATOR LOBBY	ST-26/27	ST-16	6"	WC-01/WD-03	IGL-06/SF-06	9'-0"	
21ST FLOOR	21-81	ST-A	RF-01	RF-01	8"	PT-06	PT-06	EXP	INTEGRAL BASE 8" HIGH
21ST FLOOR	21-82	ST-B	RF-01	RF-01	8"	PT-06	PT-06	EXP	INTEGRAL BASE 8" HIGH
22ND FLOOR	22-01	GARBAGE ROOM			8"	PT-06	PT-06	EXP	INTEGRAL BASE 8" HIGH
22ND FLOOR	22-02	EL. CL.	RF-03	RF-03	8"	PT-06	PT-06	EXP	INTEGRAL BASE 8" HIGH
22ND FLOOR	22-03	EL. RM	RF-01	RF-01	8"	PT-06	PT-06	EXP	INTEGRAL BASE 8" HIGH
22ND FLOOR	22-72	RESIDENTIAL ELEVATOR LOBBY	ST-26/27	ST-16	6"	WC-01/WD-03	IGL-06/SF-06	9'-0"	
22ND FLOOR	22-81	ST-A	RF-01	RF-01	8"	PT-06	PT-06	EXP	INTEGRAL BASE 8" HIGH
22ND FLOOR	22-82	ST-B	RF-01	RF-01	8"	PT-06	PT-06	EXP	INTEGRAL BASE 8" HIGH
26TH FLOOR	26-01	GARBAGE ROOM			8"	PT-06	PT-06	EXP	INTEGRAL BASE 8" HIGH
26TH FLOOR	26-02	EL. CL.	RF-03	RF-03	8"	PT-06	PT-06	EXP	INTEGRAL BASE 8" HIGH
26TH FLOOR	26-03	EL. RM	RF-01	RF-01	8"	PT-06	PT-06	EXP	INTEGRAL BASE 8" HIGH
26TH FLOOR	26-72	RESIDENTIAL ELEVATOR LOBBY	ST-26/27	ST-16	6"	WC-01/WD-03	IGL-06/SF-06	9'-0"	
26TH FLOOR	26-81	ST-A	RF-01	RF-01	8"	PT-06	PT-06	EXP	INTEGRAL BASE 8" HIGH
26TH FLOOR	26-82	ST-B	RF-01	RF-01	8"	PT-06	PT-06	EXP	INTEGRAL BASE 8" HIGH
27TH FLOOR MEP	27-01	GARBAGE ROOM			8"	PT-06	PT-06	EXP	INTEGRAL BASE 8" HIGH
27TH FLOOR MEP	27-02	EL. CL.	RF-03	RF-03	8"	PT-06	PT-06	EXP	INTEGRAL BASE 8" HIGH
27TH FLOOR MEP	27-06	VEST.	RF-01	RF-01	8"	PT-06	PT-06	EXP	INTEGRAL BASE 8" HIGH
27TH FLOOR MEP	27-07	ELECTRICAL ROOM	RF-05	RF-05	8"	PT-06	PT-06	EXP	INTEGRAL BASE 8" HIGH
27TH FLOOR MEP	27-09	VEST.	RF-01	RF-01	8"	PT-06	PT-06	EXP	INTEGRAL BASE 8" HIGH
27TH FLOOR MEP	27-72	ELEVATOR LOBBY	RF-01	RF-01	8"	PT-06	PT-06	EXP	INTEGRAL BASE 8" HIGH
27TH FLOOR MEP	27-73	ELEVATOR LOBBY	ST-26/27	ST-16	6"	WC-01/WD-03	IGL-06/SF-06	9'-0"	
27TH FLOOR MEP	27-81	ST-A	RF-01	RF-01	8"	PT-06	PT-06	EXP	INTEGRAL BASE 8" HIGH
27TH FLOOR MEP	27-82	ST-B	RF-01	RF-01	8"	PT-06	PT-06	EXP	INTEGRAL BASE 8" HIGH
27TH FLOOR MEP	27-83	28th FLOOR POOL EQUIPMENT ROOM			0"				
28TH FLOOR	28-01	GARBAGE ROOM			8"	PT-06	PT-06	EXP	INTEGRAL BASE 8" HIGH
28TH FLOOR	28-02	EL. CL.	RF-03	RF-03	8"	PT-06	PT-06	EXP	INTEGRAL BASE 8" HIGH
28TH FLOOR	28-72	RESIDENTIAL ELEVATOR LOBBY	ST-26/27	ST-16	6"	WC-01/WD-03	IGL-06/SF-06	9'-0"	
28TH FLOOR	28-73	RES. ELEV. LOBBY	ST-26/27	ST-16	6"	WC-01	PT-06	9'-0"	
28TH FLOOR	28-81	ST-A	RF-01	RF-01	8"	PT-06	PT-06	EXP	INTEGRAL BASE 8" HIGH
28TH FLOOR	28-82	ST-B	RF-01	RF-01	8"	PT-06	PT-06	EXP	INTEGRAL BASE 8" HIGH
28TH FLOOR	91-109	DINING RM	WD-02	PT-02	0"	PT-01	PT-03		
29TH FLOOR	29-01	GARBAGE ROOM			8"	PT-06	PT-06	EXP	INTEGRAL BASE 8" HIGH
29TH FLOOR	29-02	EL. CL.	RF-03	RF-03	8"	PT-06	PT-06	EXP	INTEGRAL BASE 8" HIGH
29TH FLOOR	29-72	RESIDENTIAL ELEVATOR LOBBY	ST-26/27	ST-16	6"	WC-01/WD-03	IGL-06/SF-06	9'-0"	
29TH FLOOR	29-73	RESIDENTIAL ELEVATOR LOBBY	ST-26	ST-16	6"	WC-01	PT-06	9'-0"	
29TH FLOOR	29-81	ST-A	RF-01	RF-01	8"	PT-06	PT-06	EXP	INTEGRAL BASE 8" HIGH
29TH FLOOR	29-82	ST-B	RF-01	RF-01	8"	PT-06	PT-06	EXP	INTEGRAL BASE 8" HIGH
30TH FLOOR	30-01	GARBAGE ROOM			8"	PT-06	PT-06	EXP	INTEGRAL BASE 8" HIGH
30TH FLOOR	30-02	EL. CL.	RF-03	RF-03	8"	PT-06	PT-06	EXP	INTEGRAL BASE 8" HIGH
30TH FLOOR	30-72	RESIDENTIAL ELEVATOR LOBBY	ST-26/27	ST-16	6"	WC-01/WD-03	IGL-06/SF-06	9'-0"	
30TH FLOOR	30-73	RESIDENTIAL ELEVATOR LOBBY	ST-26	ST-16	6"	WC-01	PT-06	9'-0"	
30TH FLOOR	30-81	ST-A	RF-01	RF-01	8"	PT-06	PT-06	EXP	INTEGRAL BASE 8" HIGH
30TH FLOOR	30-82	ST-B	RF-01	RF-01	8"	PT-06	PT-06	EXP	INTEGRAL BASE 8" HIGH
45TH FLOOR	45-01	GARBAGE ROOM			8"	PT-06	PT-06	EXP	INTEGRAL BASE 8" HIGH
45TH FLOOR	45-02	EL. CL.	RF-03	RF-03	8"	PT-06	PT-06	EXP	INTEGRAL BASE 8" HIGH
45TH FLOOR	45-72	RESIDENTIAL ELEVATOR LOBBY	ST-26/27	ST-16	6"	WC-01/WD-03	IGL-06/SF-06	9'-0"	
45TH FLOOR	45-73	RESIDENTIAL ELEVATOR LOBBY	ST-26	ST-16	6"	WC-01	PT-06	9'-0"	
45TH FLOOR	45-81	ST-A	RF-01	RF-01	8"	PT-06	PT-06	EXP	INTEGRAL BASE 8" HIGH
45TH FLOOR	45-82	ST-B	RF-01	RF-01	8"	PT-06	PT-06	EXP	INTEGRAL BASE 8" HIGH
46TH FLOOR MEP	46-01	GARBAGE ROOM			8"	PT-06	PT-06	EXP	INTEGRAL BASE 8" HIGH
46TH FLOOR MEP	46-02	EL. CL.	RF-03	RF-03	8"	PT-06	PT-06	EXP	INTEGRAL BASE 8" HIGH
46TH FLOOR MEP	46-05	MECHANICAL	RF-03	RF-03	8"	PT-06	PT-06	EXP	INTEGRAL BASE 8" HIGH
46TH FLOOR MEP	46-72	RESIDENTIAL ELEVATOR LOBBY	ST-26/27	ST-16	6"	WC-01/WD-03	IGL-06/SF-06	9'-0"	
46TH FLOOR MEP	46-73	RESIDENTIAL ELEVATOR LOBBY	ST-26	ST-16	6"	WC-01	PT-06	9'-0"	
46TH FLOOR MEP	46-81	ST-A	RF-01	RF-01	8"	PT-06	PT-06	EXP	INTEGRAL BASE 8" HIGH
46TH FLOOR MEP	46-82	ST-B	RF-01	RF-01	8"	PT-06	PT-06	EXP	INTEGRAL BASE 8" HIGH
47TH FLOOR	47-01	GARBAGE ROOM			8"	PT-06	PT-06	EXP	INTEGRAL BASE 8" HIGH
47TH FLOOR	47-02	EL. CL.	RF-03	RF-03	8"	PT-06	PT-06	EXP	INTEGRAL BASE 8" HIGH

Room Finish Schedule - 13TH-96TH FLOOR

Level	Number	Name	Floor Finish	Base Finish	Base Offset	Wall Finish	Ceiling Finish	Ceiling Height	Comments
47TH FLOOR	47-04	STORAGE	RF-01	RF-01	8"	PT-06	PT-06	EXP	INTEGRAL BASE 8" HIGH
47TH FLOOR	47-72	RESIDENTIAL ELEVATOR LOBBY	ST-26/27	ST-16	6"	WC-01/WD-03	IGL-06/SF-06	9' - 6"	
47TH FLOOR	47-73	RESIDENTIAL ELEVATOR LOBBY	ST-26	ST-16	6"	WC-01	PT-06	9' - 6"	
47TH FLOOR	47-81	ST-A	RF-01	RF-01	8"	PT-06	PT-06	EXP	INTEGRAL BASE 8" HIGH
47TH FLOOR	47-82	ST-B	RF-01	RF-01	8"	PT-06	PT-06	EXP	INTEGRAL BASE 8" HIGH
48TH FLOOR	48-01	GARBAGE ROOM			8"	PT-06	PT-06	EXP	INTEGRAL BASE 8" HIGH
48TH FLOOR	48-02	EL. CL.	RF-03	RF-03	8"	PT-06	PT-06	EXP	INTEGRAL BASE 8" HIGH
48TH FLOOR	48-04	STORAGE	RF-01	RF-01	8"	PT-06	PT-06	EXP	INTEGRAL BASE 8" HIGH
48TH FLOOR	48-72	RESIDENTIAL ELEVATOR LOBBY	ST-26/27	ST-16	6"	WC-01/WD-03	IGL-06/SF-06	9' - 6"	
48TH FLOOR	48-73	RESIDENTIAL ELEVATOR LOBBY	ST-26	ST-16	6"	WC-01	PT-06	9' - 6"	
48TH FLOOR	48-81	ST-A	RF-01	RF-01	8"	PT-06	PT-06	EXP	INTEGRAL BASE 8" HIGH
48TH FLOOR	48-82	ST-B	RF-01	RF-01	8"	PT-06	PT-06	EXP	INTEGRAL BASE 8" HIGH
66TH FLOOR	66-01	GARBAGE ROOM			8"	PT-06	PT-06	EXP	INTEGRAL BASE 8" HIGH
66TH FLOOR	66-02	EL. CL.	RF-03	RF-03	8"	PT-06	PT-06	EXP	INTEGRAL BASE 8" HIGH
66TH FLOOR	66-04	STORAGE	RF-01	RF-01	8"	PT-06	PT-06	EXP	INTEGRAL BASE 8" HIGH
66TH FLOOR	66-72	RESIDENTIAL ELEVATOR LOBBY	ST-26/27	ST-16	6"	WC-01/WD-03	IGL-06/SF-06	9' - 6"	
66TH FLOOR	66-73	RESIDENTIAL ELEVATOR LOBBY	ST-26	ST-16	6"	WC-01	PT-06	9' - 6"	
66TH FLOOR	66-81	ST-A	RF-01	RF-01	8"	PT-06	PT-06	EXP	INTEGRAL BASE 8" HIGH
66TH FLOOR	66-82	ST-B	RF-01	RF-01	8"	PT-06	PT-06	EXP	INTEGRAL BASE 8" HIGH
67TH FLOOR MEP	67-01	GARBAGE ROOM			8"	PT-06	PT-06	EXP	INTEGRAL BASE 8" HIGH
67TH FLOOR MEP	67-02	EL. CL.	RF-03	RF-03	8"	PT-06	PT-06	EXP	INTEGRAL BASE 8" HIGH
67TH FLOOR MEP	67-05	MECHANICAL	RF-03	RF-03	8"	PT-06	PT-06	EXP	INTEGRAL BASE 8" HIGH
67TH FLOOR MEP	67-10	ELECTRICAL ROOM			0"				
67TH FLOOR MEP	67-73	ELEVATOR LOBBY			0"				
67TH FLOOR MEP	67-81	ST-A	RF-01	RF-01	8"	PT-06	PT-06	EXP	INTEGRAL BASE 8" HIGH
67TH FLOOR MEP	67-82	ST-B	RF-01	RF-01	8"	PT-06	PT-06	EXP	INTEGRAL BASE 8" HIGH
68TH FLOOR	68-01	GARBAGE ROOM			8"	PT-06	PT-06	EXP	INTEGRAL BASE 8" HIGH
68TH FLOOR	68-02	EL. CL.	RF-03	RF-03	8"	PT-06	PT-06	EXP	INTEGRAL BASE 8" HIGH
68TH FLOOR	68-10	VESTIBULE A			0"				
68TH FLOOR	68-20	FOYER			0"				
68TH FLOOR	68-25	CORRIDOR			0"				
68TH FLOOR	68-30	CORRIDOR			0"				
68TH FLOOR	68-35	CIGAR ROOM			0"				
68TH FLOOR	68-36	CORRIDOR			0"				
68TH FLOOR	68-40	BAR / DINING			0"				
68TH FLOOR	68-41	SERVING PANTRY			0"				
68TH FLOOR	68-45	BALLROOM			0"				
68TH FLOOR	68-50	KITCHEN			0"				
68TH FLOOR	68-55	MEN'S WR			0"				
68TH FLOOR	68-56	WOMEN'S WR			0"				
68TH FLOOR	68-65	OFFICE			0"				
68TH FLOOR	68-72	RESIDENTIAL ELEVATOR LOBBY			0"				
68TH FLOOR	68-73	ELEVATOR LOBBY			0"				
68TH FLOOR	68-81	ST-A			0"			EXP	
68TH FLOOR	68-82	ST-B			0"				
68TH FLOOR	68-98	JANITOR			0"				
68TH FLOOR	74-75	DGP CLOSET			0"				
69TH FLOOR	69	MEDIA RM	ST-02	ST-02	0"	PT-01	PT-03		
69TH FLOOR	69	LIBRARY	ST-02	ST-02	0"	PT-01	PT-03		
69TH FLOOR	69	GRAND GALLERY	ST-02	ST-02	0"	PT-01	PT-03		
69TH FLOOR	69	GALERY	ST-02	ST-02	0"	PT-01	PT-03		
69TH FLOOR	69	STAIR HALL	ST-02/03	ST-02	0"	PT-01	PT-03		
69TH FLOOR	69	FOYER	ST-02/03	ST-02	0"	PT-01	PT-03		
69TH FLOOR	69	LIVING/DINING	ST-02	ST-02	0"	PT-01	PT-03		
69TH FLOOR	69	FAMILY RM	ST-02	ST-02	0"	PT-01	PT-03		
69TH FLOOR	69	PLAY RM	ST-02	ST-02	0"	PT-01	PT-03		
69TH FLOOR	69	STAFF RM	WD-02	PT-02	0"	PT-01	PT-03		
69TH FLOOR	69	GUEST RM	WD-02	PT-02	0"	PT-01	PT-03		
69TH FLOOR	69	KIT-A	ST-02	ST-02	0"		PT-03		
69TH FLOOR	69-01	GARBAGE ROOM			8"	PT-06	PT-06	EXP	INTEGRAL BASE 8" HIGH
69TH FLOOR	69-62	LAUNDRY W/D	ST-02		0"				
69TH FLOOR	69-72	RESIDENTIAL ELEVATOR LOBBY	ST-26/27	ST-16	6"	WC-01/WD-03	IGL-06/SF-06	9' - 6"	
69TH FLOOR	69-73	RESIDENTIAL ELEVATOR LOBBY	ST-26	ST-16	6"	WC-01	PT-06	9' - 6"	
69TH FLOOR	69-81	ST-A	RF-01	RF-01	8"	PT-06	PT-06	EXP	INTEGRAL BASE 8" HIGH
69TH FLOOR	69-82	ST-B	RF-01	RF-01	8"	PT-06	PT-06	EXP	INTEGRAL BASE 8" HIGH
69TH FLOOR	69-175	PR-C02	ST-14	-	0"	ST-13	PT-03		
69TH FLOOR	69-176	TB-C05	ST-11	-	0"	ST-10/11	PT-03		
69TH FLOOR	69-179	SB-A01	ST-12	-	0"	ST-05	PT-03		
69TH FLOOR	69-180	PR-C01	ST-14A	-	0"	ST-13A	PT-03		
69TH FLOOR	69-255	M			0"				
69TH FLOOR	69-256	M			0"				
69TH FLOOR	69-257	M			0"				
69TH FLOOR	69-258	M			0"				
69TH FLOOR	69-259	M			0"				
70TH FLOOR	70	SITTING RM	WD-01/02	PT-02	0"	PT-01	PT-03		
70TH FLOOR	70	MASTER BEDROOM	WD-01/02	PT-02	0"	PT-01	PT-03		
70TH FLOOR	70	DRESSING RM	SF-02	PT-02	0"	PT-01	PT-03		
70TH FLOOR	70	DRESSING RM	SF-02	PT-02	0"	PT-01	PT-03		
70TH FLOOR	70	STAIR HALL	ST-02/03	PT-02	0"	PT-01	PT-03		
70TH FLOOR	70	BEDROOM 2	WD-02	PT-02	0"	PT-01	PT-03		
70TH FLOOR	70	BEDROOM 3	WD-02	PT-02	0"	PT-01	PT-03		
70TH FLOOR	70	BEDROOM 4	WD-02	PT-02	0"	PT-01	PT-03		
70TH FLOOR	70	BEDROOM 5	WD-02	PT-02	0"	PT-01	PT-03		
70TH FLOOR	70	MB-C09	ST-07	-	0"	ELEV	PT-03		
70TH FLOOR	70	MB-C10	ST-07	-	0"	ELEV	PT-03		
70TH FLOOR	70	CL.	WD-02		0"				
70TH FLOOR	70	SB-A01	ST-12	-	0"	ST-05	PT-03		
70TH FLOOR	70	SB-C04	ST-12	-	0"	ST-05	PT-03		
70TH FLOOR	70	TB-C07	ST-11	-	0"	ST-10/11	PT-03		
70TH FLOOR	70	TB-C05	ST-11	-	0"	ST-10/11	PT-03		
70TH FLOOR	70	M			0"				
70TH FLOOR	70	M			0"				
70TH FLOOR	70	M			0"				
70TH FLOOR	70	M			0"				
70TH FLOOR	70	M			0"				
70TH FLOOR	70	M			0"				
70TH FLOOR	70-01	GARBAGE ROOM			8"	PT-06	PT-06	EXP	INTEGRAL BASE 8" HIGH
70TH FLOOR	70-72	RESIDENTIAL ELEVATOR LOBBY	ST-26/27	ST-16	6"	WC-01/WD-03	IGL-06/SF-06	9' - 6"	
70TH FLOOR	70-73	RESIDENTIAL ELEVATOR LOBBY	ST-26	ST-16	6"	WC-01	PT-06	9' - 6"	
70TH FLOOR	70-81	ST-A	RF-01	RF-01	8"	PT-06	PT-06	EXP	INTEGRAL BASE 8" HIGH
70TH FLOOR	70-82	ST-B	RF-01	RF-01	8"	PT-06	PT-06	EXP	INTEGRAL BASE 8" HIGH
71ST FLOOR	12-146	W/D	WD-02		0"				
71ST FLOOR	12-147	TB-C06	ST-11	-	0"	ST-10/11	PT-03		
71ST FLOOR	12-151	MB-C11	ST-07	-	0"	ELEV	PT-03		
71ST FLOOR	12-155	CL.	ST-02		0"				
71ST FLOOR	12-156	PR-C01	ST-14	-	0"	ST-13	PT-03		
71ST FLOOR	12-157	SB-C03	ST-12	-	0"	ST-05	PT-03		
71ST FLOOR	12-158	CL.	ST-02		0"				
71ST FLOOR	12-159	CL.	WD-02		0"				
71ST FLOOR	12-160	TB-C09	ST-11	-	0"	ST-10/11	PT-03		
71ST FLOOR	12-161	CL.	WD-02		0"				
71ST FLOOR	12-162	SB-A03	ST-12	PT-02	0"	ST-05	PT-03		
71ST FLOOR	71	BEDROOM 2	WD-02	PT-02	0"	PT-01	PT-03		
71ST FLOOR	71	BEDROOM 3	WD-02	PT-02	0"	PT-01	PT-03		
71ST FLOOR	71	BEDROOM 4	WD-02	PT-02	0"	PT-01	PT-03		
71ST FLOOR	71	LIBRARY	ST-02	ST-02	0"	PT-01	PT-03		
71ST FLOOR	71	GALLERY	ST-02	ST-02	0"	PT-01	PT-03		
71ST FLOOR	71	FOYER	ST-02/03	ST-02	0"	PT-01	PT-03		
71ST FLOOR	71-01	GARBAGE ROOM			8"	PT-06	PT-06	EXP	INTEGRAL BASE 8" HIGH
71ST FLOOR	71-72	RESIDENTIAL ELEVATOR LOBBY	ST-26/27	ST-16	6"	WC-01/WD-03	IGL-06/SF-06	9' - 6"	
71ST FLOOR	71-73	RESIDENTIAL ELEVATOR LOBBY	ST-26	ST-16	6"	WC-01/WD-03	PT-06	9' - 6"	
71ST FLOOR	71-81	ST-A	RF-01	RF-01	8"	PT-06	PT-06	EXP	INTEGRAL BASE 8" HIGH
71ST FLOOR	71-82	ST-B	RF-01	RF-01	8"	PT-06	PT-06	EXP	INTEGRAL BASE 8" HIGH
72ND FLOOR	12-130	MB-C11			0"				
72ND FLOOR	12-134	CL.			0"				
72ND FLOOR	12-135	SB-A03			0"				
72ND FLOOR	12-136	TB-C09			0"				
72ND FLOOR	12-137	CL.			0"				
72ND FLOOR	12-138	CL.			0"				
72ND FLOOR	12-139	SB-C03			0"				
72ND FLOOR	12-140	PR-C01			0"				
72ND FLOOR	12-141	CL.			0"				
72ND FLOOR	12-143	TB-C06			0"				
72ND FLOOR	72-01	GARBAGE ROOM			8"	PT-06	PT-06	EXP	INTEGRAL BASE 8" HIGH
72ND FLOOR	72-72	RESIDENTIAL ELEVATOR LOBBY	ST-26/27	ST-16	6"	WC-01/WD-03	IGL-06/SF-06	9' - 6"	
72ND FLOOR	72-73	RESIDENTIAL ELEVATOR LOBBY	ST-26	ST-16	6"	WC-01/WD-03	PT-06	9' - 6"	
72ND FLOOR	72-81	ST-A	RF-01	RF-01	8"	PT-06	PT-06	EXP	INTEGRAL BASE 8" HIGH
72ND FLOOR	72-82	ST-B	RF-01	RF-01	8"	PT-06	PT-06	EXP	INTEGRAL BASE 8" HIGH
74TH FLOOR	74-73	ELEVATOR LOBBY			0"				
74TH FLOOR	74-74	DGP CLOSET			0"				
74TH FLOOR	74-82	ST-B			0"				
79TH FLOOR	79-72	RESIDENTIAL ELEVATOR LOBBY	ST-26/27	ST-16	6"	WC-01/WD-03	IGL-06/SF-06	9' - 6"	
80TH FLOOR	80-76	DGP CLOSET			0"				
80TH FLOOR	80-77	ST-B			0"				
80TH FLOOR	80-78	ELEVATOR LOBBY			0"				
86TH FLOOR	86-79	DGP CLOSET			0"				
86TH FLOOR	86-80	ELEVATOR LOBBY			0"				
86TH FLOOR	86-81	M			0"				
88TH FLOOR	88-81	ST-A			0"				
88TH FLOOR	88-82	ST-B			0"				
89TH FLOOR	89-01	GARBAGE ROOM			0"				
89TH FLOOR	89-72	RESIDENTIAL ELEVATOR LOBBY			0"				
89TH FLOOR	89-73	RESIDENTIAL ELEVATOR LOBBY			0"				
89TH FLOOR	89-81	ST-A			0"				
89TH FLOOR	89-82	ST-B			0"				
89TH FLOOR	89-83	M			0"				
89TH FLOOR	89-85	BEDROOM 6			0"				
89TH FLOOR	89-86	TB-C01			0"				
89TH FLOOR	89-88	CL.			0"				
89TH FLOOR	89-90	PR-C01			0"				
89TH FLOOR	89-91	M			0"				
89TH FLOOR	89-92	LIBRARY/MEDIA ROOM			0"				
89TH FLOOR	89-93	GRAND GALLERY			0"				
89TH FLOOR	89-95	LIVING ROOM			0"				
89TH FLOOR	89-96	GALLERY			0"				
89TH FLOOR	89-99	GUEST ROOM			0"				
89TH FLOOR	89-101	TB-C08			0"				
89TH FLOOR	89-102	W/D			0"				
89TH FLOOR	89-103	M			0"				
89TH FLOOR	89-104	STAFF ROOM			0"				
89TH FLOOR	89-105	SB-A01			0"				
89TH FLOOR	89-106	DINING ROOM			0"				
89TH FLOOR	89-112	FOYER			0"				
89TH FLOOR	89-114	FAMILY ROOM			0"				
89TH FLOOR	89-115	KIT-A			0"				

Room Finish Schedule - 13TH-96TH FLOOR

Level	Number	Name	Floor Finish	Base Finish	Base Offset	Wall Finish	Ceiling Finish	Ceiling Height	Comments
90TH FLOOR	90-01	GARBAGE ROOM			0"				
90TH FLOOR	90-72	RESIDENTIAL ELEVATOR LOBBY			0"				
90TH FLOOR	90-73	RESIDENTIAL ELEVATOR LOBBY			0"				
90TH FLOOR	90-74	HALLWAY			0"				
90TH FLOOR	90-75	PUMP ROOM			0"				
90TH FLOOR	90-81	ST-A			0"				
90TH FLOOR	90-82	ST-B			0"				
90TH FLOOR	90-83	M			0"				
90TH FLOOR	90-84	CL.			0"				
90TH FLOOR	90-CCC	M			0"				
90TH FLOOR	90-CCCC	CL.			0"				
90TH FLOOR	90-EEE	MB-C09			0"				
90TH FLOOR	90-GGG	MASTER BEDROOM			0"				
90TH FLOOR	90-HHH	DRESSING ROOM			0"				
90TH FLOOR	90-III	DRESSING ROOM			0"				
90TH FLOOR	90-JJJ	MB-C10			0"				
90TH FLOOR	90-LLL	BEDROOM 3			0"				
90TH FLOOR	90-MMM	SB-C04			0"				
90TH FLOOR	90-NNN	M			0"				
90TH FLOOR	90-OOO	W/D			0"				
90TH FLOOR	90-PPP	SB-A01			0"				
90TH FLOOR	90-QQQ	BEDROOM 4			0"				
90TH FLOOR	90-TTT	BEDROOM 5			0"				
90TH FLOOR	90-VVV	TB-C011			0"				
90TH FLOOR	90-ZZ	STAIR HALL			0"				
91ST FLOOR	91-01	GARBAGE ROOM			8"	PT-06	PT-06	EXP	INTEGRAL BASE 8" HIGH
91ST FLOOR	91-25	M			0"				
91ST FLOOR	91-72	RESIDENTIAL ELEVATOR LOBBY	ST-26/27	ST-16	6"	WC-01/WD-03	IGL-06/SF-06	9' - 6"	
91ST FLOOR	91-73	RESIDENTIAL ELEVATOR LOBBY	ST-26	ST-16	6"	WC-01/WD-03	PT-06	9' - 6"	
91ST FLOOR	91-81	ST-A	RF-01	RF-01	8"	PT-06	PT-06	EXP	INTEGRAL BASE 8" HIGH
91ST FLOOR	91-82	ST-B	RF-01	RF-01	8"	PT-06	PT-06	EXP	INTEGRAL BASE 8" HIGH
91ST FLOOR	91-101	LIVING RM			0"				
91ST FLOOR	91-102	STAIR HALL			0"				
91ST FLOOR	91-103	GUEST RM			0"				
91ST FLOOR	91-104	STAFF RM			0"				
91ST FLOOR	91-105	FAMILY RM			0"				
91ST FLOOR	91-106	KIT-A			0"				
91ST FLOOR	91-107	DINING RM			0"				
91ST FLOOR	91-108	FOYER			0"				
91ST FLOOR	91-109	GALLERY			0"				
91ST FLOOR	91-110	GRAND GALLERY			0"				
91ST FLOOR	91-111	LIBRARY			0"				
91ST FLOOR	91-120	SB-A01			0"				
91ST FLOOR	91-122	TB-C08			0"				
91ST FLOOR	91-123	PR-C01			0"				
91ST FLOOR	91-124	CL.			0"				
91ST FLOOR	91-126	CL.			0"				
91ST FLOOR	91-279	M			0"				
91ST FLOOR	91-280	M			0"				
91ST FLOOR	91-281	W/D			0"				
92ND FLOOR	92-01	GARBAGE ROOM			8"	PT-06	PT-06	EXP	INTEGRAL BASE 8" HIGH
92ND FLOOR	92-56	M			0"				
92ND FLOOR	92-72	RESIDENTIAL ELEVATOR LOBBY	ST-26/27	ST-16	6"	WC-01/WD-03	IGL-06/SF-06	9' - 6"	
92ND FLOOR	92-73	RESIDENTIAL ELEVATOR LOBBY	ST-26	ST-16	6"	WC-01/WD-03	PT-06	9' - 6"	
92ND FLOOR	92-81	ST-A	RF-01	RF-01	8"	PT-06	PT-06	EXP	INTEGRAL BASE 8" HIGH
92ND FLOOR	92-82	ST-B	RF-01	RF-01	8"	PT-06	PT-06	EXP	INTEGRAL BASE 8" HIGH
92ND FLOOR	92-101	SITTING RM/GYM			0"				
92ND FLOOR	92-102	MASTER BEDROOM			0"				
92ND FLOOR	92-103	DRESSING RM			0"				
92ND FLOOR	92-104	DRESSING RM			0"				
92ND FLOOR	92-105	STAIR HALL			0"				
92ND FLOOR	92-106	BEDROOM 2			0"				
92ND FLOOR	92-107	BEDROOM 3			0"				
92ND FLOOR	92-108	BEDROOM 4			0"				
92ND FLOOR	92-109	BEDROOM 5			0"				
92ND FLOOR	92-110	MB-C09			0"				
92ND FLOOR	92-111	MB-C10			0"				
92ND FLOOR	92-112	SITTING RM/GYM			0"				
92ND FLOOR	92-113	SB-C04			0"				
92ND FLOOR	92-114	SB-A01			0"				
92ND FLOOR	92-117	TB-C01			0"				
92ND FLOOR	92-118	TB-C01			0"				
92ND FLOOR	92-282	W/D			0"				
92ND FLOOR	92-283	M			0"				
92ND FLOOR	92-284	M			0"				
92ND FLOOR	92-285	LIN.			0"				
92ND FLOOR	92-286	M			0"				
92ND FLOOR	92-287	M			0"				
93RD FLOOR	93-01	GARBAGE ROOM			8"	PT-06	PT-06	EXP	INTEGRAL BASE 8" HIGH
93RD FLOOR	93-05	CORRIDOR			0"				
93RD FLOOR	93-09	KITCHEN			0"				
93RD FLOOR	93-73	SERVICE LOBBY			0"				
93RD FLOOR	93-74	BOH ELEVATOR LOBBY			0"				
93RD FLOOR	93-75	VESTIBULE			0"				
93RD FLOOR	93-81	ST-A			0"				
93RD FLOOR	93-82	ST-B	RF-01	RF-01	8"	PT-06	PT-06	EXP	INTEGRAL BASE 8" HIGH
94TH FLOOR MEP	94-01	GARBAGE ROOM			8"	PT-06	PT-06	EXP	INTEGRAL BASE 8" HIGH
94TH FLOOR MEP	94-04	CORRIDOR			0"				
94TH FLOOR MEP	94-05	MEP			0"				
94TH FLOOR MEP	94-06	VEST			0"				
94TH FLOOR MEP	94-07	EMR			0"				
94TH FLOOR MEP	94-08	MEP			0"				
94TH FLOOR MEP	94-73	SERVICE VESTIBULE			0"				
94TH FLOOR MEP	94-74	BOH ELEVATOR LOBBY			0"				
94TH FLOOR MEP	94-81	ST-A			0"				
94TH FLOOR MEP	94-82	ST-B			0"				
95TH FLOOR EMR	95-01	MEP			0"				
95TH FLOOR EMR	95-02	VEST.			0"				
95TH FLOOR EMR	95-03	EMR			0"				
95TH FLOOR EMR	95-04	CORRIDOR			0"				
95TH FLOOR EMR	95-81	ST-A			0"				
95TH FLOOR EMR	95-82	ST-B			0"				
96TH FLOOR DAMPER	96-01	BOH ELEVATOR LOBBY			0"				
96TH FLOOR DAMPER	96-02	VEST.			0"				
96TH FLOOR DAMPER	96-03	TUNED MASS DAMPER			0"				
96TH FLOOR DAMPER	96-04	MEP			0"				
96TH FLOOR DAMPER	96-81	ST-A	RF-01	RF-01	8"	PT-06	PT-06	EXP	INTEGRAL BASE 8" HIGH
96TH FLOOR DAMPER	96-82	ST-B	RF-01	RF-01	8"	PT-06	PT-06	EXP	INTEGRAL BASE 8" HIGH
97TH FLOOR MEP	97-01	MEP ROOM			0"				
97TH FLOOR MEP	97-02	VEST.			0"				
97TH FLOOR MEP	97-04	BOH ELEVATOR LOBBY			0"				
97TH FLOOR MEP	97-81	ST-A	RF-01	RF-01	8"	PT-06	PT-06	EXP	INTEGRAL BASE 8" HIGH
97TH FLOOR MEP	97-82	ST-B	RF-01	RF-01	8"	PT-06	PT-06	EXP	INTEGRAL BASE 8" HIGH
98TH FLOOR MEP	98-01	MEP			0"				
98TH FLOOR MEP	98-02	VEST			0"				
98TH FLOOR MEP	98-03	BOH ELEVATOR LOBBY			0"				
98TH FLOOR MEP	98-81	ST-A	RF-01	RF-01	8"	PT-06	PT-06	EXP	INTEGRAL BASE 8" HIGH
98TH FLOOR MEP	98-82	ST-B			0"				
99TH FLOOR ROOF	99-02	VEST.			0"				
99TH FLOOR ROOF	99-03	VEST.			0"				
99TH FLOOR ROOF	99-81	ST-A	RF-01	RF-01	8"	PT-06	PT-06	EXP	INTEGRAL BASE 8" HIGH
99TH FLOOR ROOF	99-82	ST-B	RF-01	RF-01	8"	PT-06	PT-06	EXP	INTEGRAL BASE 8" HIGH

Grand total: 471

MATERIAL LEGEND

MATERIAL TAG	DESCRIPTION
ACT-01	ACOUSTIC CEILING TILE
CP-01	CARPET TILE 24"x24"
CT-03	CERAMIC WALL TILE
CT-04	CERAMIC FLOOR TILE
FRP	FIBERGLASS REINFORCES PLASTIC WALL PANEL
GB	GYPSUM BOARD CEILING
PT-06	PAINT
RB-01	RUBBER BASE
RF-01	RESINOUS FLOORING - LIGHT DUTY
RF-02	RESINOUS FLOORING - MEDIUM DUTY FOR CHEMICAL RESISTANCE
RF-03	RESINOUS FLOORING - MEDIUM DUTY
RF-04	RESINOUS FLOORING - MEDIUM DUTY
RF-05	RESINOUS FLOORING - SECONDARY CONTAINMENT
TR-01	TRANSITION STRIP
VCT-01	VINYL COMPOSITION TILE
VCT-02	VINYL COMPOSITION TILE - STATIC DISSIPATIVE

*NO TOLERANCE PERMITTED, DIMENSION SHOWN TO BE EXACT

KEY PLAN:

PROJECT 865 — WEST 58TH ST — 8TH AVE — BROADWAY — 7TH AVE — WEST 57TH ST

PROJECT NORTH — TRUE NORTH

DEVELOPER:
EXTELL DEVELOPMENT COMPANY
805 THIRD AVENUE, 7TH FLOOR
New York, NY 10022 USA
TEL: 212 712 6000 FAX: 212 712 6100

DESIGN ARCHITECT: Base Building Shell & Core
ADRIAN SMITH + GORDON GILL ARCHITECTURE
111 WEST MONROE STREET SUITE 2300
CHICAGO IL 60603
TEL: 312 920 1888 FAX: 312 920 1775

INTERIOR DESIGNER: Residential
Rottet Architecture and Design Studio, PLLC
298 Fifth Ave, 7th Floor
New York, NY 10001
TEL: 646 998 7000 FAX:

ARCHITECT OF RECORD: Base Building Shell, Core, & Residential
AAI ARCHITECTS, P.C.
401 Wellington St. W., 3rd Floor
Toronto, ON M5V 1E7 Canada
TEL: 416 967 1500 FAX: 416 967 7150

STRUCTURAL ENGINEERS:
WSP CANTOR SEINUK
228 EAST 45th Street
New York, NY 10017 USA
TEL: 212 687 9888 FAX: 646 487 5501

MEP ENGINEERS:
AKF GROUP
165 Broadway, 22nd Floor
New York, NY 10006 USA
TEL: 212 354 5656 FAX: 212 354 5668

GEOTECHNICAL ENGINEERS:
Langan Engineering & Environmental Services
21 Penn Plaza - 360 West 31st Street, 8th Floor
New York, NY 10001-2727
TEL: 212 479 5400 FAX: 212 479 5444

CODE CONSULTANTS:
Construction Consulting Associates
100 Church Street
New York, NY 10007
TEL: 212 385 1818 FAX: 212 385 1911

CURTAINWALL CONSULTANT:
AJLP Consulting
40 Worth Street. Suite 826
New York, NY 10013
TEL: 212 757 5659 FAX: 646 219 8508

LANDMARK/PRESERVATION CONSULTANT:
Jan Hird Pokorny Associates, Inc.
39 West 37th Street, 12A
New York, NY 10018
TEL: 212 759 6462 FAX: 212 759 6540

No.	DESCRIPTION	DATE
1	CD PROGRESS ISSUE 4	01 JUN 15
2	CD PROGRESS ISSUE 5	10 AUG 15
	D.O.B. AMENDMENT 2	21 SEP 15

NOT FOR BID/CONSTRUCTION

Discrepancies must be reported immediately to the Architect before proceeding. Only figured dimensions are to be used. Contractors must check all dimensions on site. This drawing is protected by copyright.

ALL DIMENSIONS ARE SHOWN IN IMPERIAL.

CONSULTANT:
AAI ARCHITECTS, P.C.

PROJECT:
217 WEST 57TH STREET
NEW YORK, NY

DRAWING TITLE:
ROOM FINISH SCHEDULE

SEAL & SIGNATURE:
REGISTERED ARCHITECT — WIEPKE DAVID JANSEN — No. 028881 — STATE OF NEW YORK

DATE:	01 JUN 15
PROJECT No:	1216-00
DRAWN: Author	REV: 2
CHK: Checker	
SCALE: 12" = 1'-0"	
DWG No:	**A-616.00**
DOB PAGE No:	365 of 569

DOB EMPLOYEE STAMP: — DOB B-SCAN:

FILE NAME: C:\Revit Local Files\EXTELL-865-AAI-TWR-CNF_hadlarim.rvt
PLOT DATE: 9/30/2015 4:38:12 PM

DEPT OF BLDGS 421243426 Job Number
E3577553639B6 Scan Code

APPLIANCE SCHEDULE

	KEYNOTE	PRODUCT	BRAND	MODEL NAME AND NO.	FINISH	DIMENSIONS GC TO VERIFY	COMMENTS
KITCHEN APPLIANCES							
	AP-01	GAS COOKTOP	MIELE	24" GAS COOKTOP KM360G	STAINLESS STEEL	24" W	4 BURNER COOKTOP W/ RECTANGULAR GRID
	AP-02	GAS COOKTOP	MIELE	30" GAS COOKTOP KM3464G	STAINLESS STEEL	30" W	4 BURNER COOKTOP W/ HEXA GRID
	AP-03	GAS COOKTOP	MIELE	36" GAS COOKTOP KM3474G	STAINLESS STEEL	36" W	5 BURNER COOKTOP W/ HEXA GRID
	AP-04	OVER THE RANGE MICROWAVE	BERTAZZONI	30" OVER THE RANGE MICROWAVE KO 30 PRO X	STAINLESS STEEL	30" W	
	AP-05	BUILT-IN HOOD	MIELE	30" BUILT-IN HOOD DA 3480	STAINLESS STEEL	30" W	
	AP-06	BUILT-IN HOOD	MIELE	36" BUILT-IN HOOD DA 3490	STAINLESS STEEL	36" W	
	AP-07	SINGLE OVEN	MIELE	24" SINGLE OVEN H 4684 B	STAINLESS STEEL	24" W	WALL CABINET OR UNDER COOKTOP LOCATION OF OVEN TO BE DETERMINED IN KITCHEN LAYOUT
	AP-08	SINGLE OVEN	MIELE	30" SINGLE OVEN H 4884 BP	STAINLESS STEEL	30" W	WALL CABINET OR UNDER COOKTOP LOCATION OF OVEN TO BE DETERMINED IN KITCHEN LAYOUT
	AP-09	SPEED OVEN	MIELE	PURELINE M TOUCH 24" SPEED OVEN H 6800 BM	STAINLESS STEEL	24" W	
	AP-10	DOUBLE CONVECTION OVEN	MIELE	CONTOURLINE M TOUCH 30" DOUBLE CONVECTION OVEN H 6780 BP2	STAINLESS STEEL	30" W	
	AP-11	DOUBLE GAS BURNER COMBISET	MIELE	11.5" DOUBLE GAS COMBISET CS 1012	STAINLESS STEEL	11.5" W	
	AP-12	TEPAN YAKI COMBISET	MIELE	15" TEPAN YAKI COMBISET CS 1327 Y	STAINLESS STEEL	15" W	
	AP-13	WOK BURNER COMBISET	MIELE	15" GAS WOK COMBISET CS 1028	STAINLESS STEEL	15" W	
	AP-14	ELECTRIC BARBEQUE COMBISET	MIELE	15" ELECTRIC BARBEQUE COMBISET CS 1322 BG	STAINLESS STEEL	15" W	
	AP-15	REFRIGERATOR FREEZER	MIELE	24" BUILT-IN REFRIGERATOR FREEZER KFN 9755	STAINLESS STEEL	24" W	
	AP-16	FULLY INTEGRATED REFRIGERATOR FREEZER	MIELE	30" FULLY INTEGRATED BUILT-IN REFRIGERATOR FREEZER KF1811Vi (LEFT HINGE)/ KF1801Vi (RIGHT HINGE)	CUSTOM FINISH COORDINATED WITH CABINETRY	30" W	
	AP-17	FULLY INTEGRATED REFRIGERATOR FREEZER	MIELE	36" FULLY INTEGRATED BUILT-IN REFRIGERATOR FREEZER KF1911Vi (LEFT HINGE)/ KF1901Vi (RIGHT HINGE)	CUSTOM FINISH COORDINATED WITH CABINETRY	36" W	
	AP-18	UNDERCOUNTER WINE STORAGE UNIT	MIELE	24" UNDER COUNTER WINE STORAGE UNIT KWT 4154 UG-1	STAINLESS STEEL	24" W	
	AP-19	INTEGRATED WINE STORAGE UNIT	MIELE	24" INTEGRATED WINE STORAGE UNIT KWT1611Vi (LEFT HINGE)/ KWT1601Vi (RIGHT HINGE)	CUSTOM FINISH COORDINATED WITH CABINETRY	24" W	
	AP-20	FULLY INTEGRATED DISHWASHER	MIELE	FUTURA SERIES 18" SLIMLINE FULLY INTEGRATED DISHWASHER DIMENSION G 4580 SCVi	CUSTOM FINISH COORDINATED WITH CABINETRY	18" W	
	AP-21	FULLY INTEGRATED DISHWASHER	MIELE	FUTURA SERIES 24" FULLY INTEGRATED DISHWASHER DIMENSION G 5675 SCVi	CUSTOM FINISH COORDINATED WITH CABINETRY	24" W	
	AP-22	BUILT-IN COFFEE SYSTEM	MIELE	24" BUILT-IN COFFEE SYSTEM CVA 4062	STAINLESS STEEL	24" W	
	AP-27	WARMING DRAWER	MIELE	PURELINE 30" WARMING DRAWER ESW 6880	STAINLESS STEEL	30" W	
	AP-28	REFRIGERATOR	MIELE	36" BUILT-IN REFRIGERATOR K1911SF (LEFT HINGE)/ K1901SF (RIGHT HINGE)	STAINLESS STEEL	36" W	
	AP-29	FULLY INTEGRATED REFRIGERATOR	MIELE	MASTERCOOL SINGLE DOOR FULLY INTEGRATED 30" REFRIGERATOR K 1813 Vi (LEFT HINGE)/ K 1803 Vi (RIGHT HINGE)	INTEGRATED PANEL	30" W	
	AP-30	FULLY INTEGRATED FREEZER	MIELE	MASTERCOOL SINGLE DOOR FULLY INTEGRATED 18" FREEZER F 1413 Vi	INTEGRATED PANEL	18" W	
	AP-31	DOWNDRAFT VENTILATION	MIELE	36" DOWNDRAFT HOOD DA 6490	BLACK GLASS	36" W	
LAUNDRY APPLIANCES							
	AP-23	COMPACT ELECTRIC DRYER	GE APPLIANCES	4.0 CU.FT. CAPACITY ELECTRIC DRYER DCVH480EKWW	WHITE	23 1/2" W x 25 11/16" D x 33 3/8" H	STACKED WASHER/DRYER CLOSETS
	AP-24	COMPACT WASHING MACHINE	GE APPLIANCES	2.2 DOE CU. FT. FRONTLOAD WASHER WCVH4800KWW	WHITE	23 1/2" W x 26 5/8" D x 33 5/16" H	STACKED WASHER/DRYER CLOSETS
	AP-25	LARGE ELECTRIC DRYER	GE APPLIANCES	8.1 CU. FT. CAPACITY FRONT LOAD ELECTRIC DRYER WITH STEAM GFDS260EFWW	WHITE	28" W x 34 3/8" D x 39 2/5" H	LARGE SIDE BY SIDE LAUNDRY CLOSETS AND ROOMS
	AP-26	LARGE WASHING MACHINE	GE APPLIANCES	4.5 DOE CU. FT. CAPACITY FRONT LOAD WASHER WITH STEAM GFWS2605FWW	WHITE	28" W x 34 2/5" D x 39 2/5" H	LARGE SIDE BY SIDE LAUNDRY CLOSETS AND ROOMS
	AP-32	RECESSED DRYER VENT BOX UPWARD VENTING	IN-O-VATE	DYERBOX MODEL 425	STAINLESS STEEL	12 1/2" W x 5 1/8" D x 21" H	



KEY PLAN:

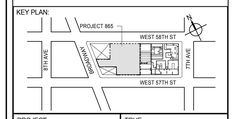

PROJECT NORTH

TRUE NORTH

DEVELOPER:
EXTELL DEVELOPMENT COMPANY
805 THIRD AVENUE, 7TH FLOOR
New York, NY 10022 USA
TEL: 212 712 6000 FAX: 212 712 6100

DESIGN ARCHITECT: Base Building Shell & Core
ADRIAN SMITH + GORDON GILL ARCHITECTURE
111 WEST MONROE STREET SUITE 2300
CHICAGO IL 60603
TEL: 312 920 1888 FAX: 312 920 1775

INTERIOR DESIGNER: Residential
Rottet Architecture and Design Studio, PLLC
298 Fifth Ave. 7th Floor
New York, NY 10001
TEL: 646 998 7000 FAX:

ARCHITECT OF RECORD: Base Building Shell, Core, & Residential
AAI ARCHITECTS, P.C.
401 Wellington St. W., 3rd Floor
Toronto, ON M5V 1E7 Canada
TEL: 416 967 1500 FAX: 416 967 7150

STRUCTURAL ENGINEERS:
WSP CANTOR SEINUK
228 EAST 45th Street
New York, NY 10017 USA
TEL: 212 687 9888 FAX: 646 487 5501

MEP ENGINEERS:
AKF GROUP
165 Broadway, 22nd Floor
New York, NY 10006 USA
TEL: 212 354 5656 FAX: 212 354 5668

GEOTECHNICAL ENGINEERS:
Langan Engineering & Environmental Services
21 Penn Plaza - 360 West 31st Street, 8th Floor
New York, NY 10001-2727
TEL: 212 479 5400 FAX: 212 479 5444

CODE CONSULTANTS:
Construction Consulting Associates
100 Church Street
New York, NY 10007
TEL: 212 385 1818 FAX: 212 385 1911

CURTAINWALL CONSULTANT:
AJLP Consulting
40 Worth Street. Suite 826
New York, NY 10013
TEL: 212 757 5659 FAX: 646 219 8508

LANDMARK/PRESERVATION CONSULTANT:
Jan Hird Pokorny Associates, Inc.
39 West 37th Street, 12A
New York, NY 10018
TEL: 212 759 6462 FAX: 212 759 6540

No.	DESCRIPTION	DATE
	D.O.B. AMENDMENT 2	21 SEP 15

NOT FOR BID/CONSTRUCTION

Discrepancies must be reported immediately to the Architect before proceeding. Only figured dimensions are to be used. Contractors must check all dimensions on site. This drawing is protected by copyright.

ALL DIMENSIONS ARE SHOWN IN IMPERIAL.

CONSULTANT:

AAI ARCHITECTS, P.C.

PROJECT:

217 WEST 57TH STREET
NEW YORK, NY

DRAWING TITLE:

RESIDENTIAL APPLIANCE SCHEDULE

SEAL & SIGNATURE:

REGISTERED ARCHITECT
WILFRED DAVID JANSSEN
No. 028881
STATE OF NEW YORK

DATE:	09/08/15
PROJECT No:	1216-00
DRAWN: Author	REV:
CHK: Checker	
SCALE: 12" = 1'-0"	
DWG No:	**A-620.00**
DOB PAGE No:	**366 of 569**

DOB EMPLOYEE STAMP:

DOB B-SCAN:

36" x 48" Arch E SHEET SIZE
FILE NAME: C:\Revit Local Files\EXTELL-865-AAI-TWR-CNF_Jsullivan.rvt
PLOT DATE: 9/22/2015 1:13:18 AM

PLUMBING FIXTURE SCHEDULE

	KEYNOTE	PRODUCT	BRAND	MODEL NAME AND NO.	FINISH	DIMENSIONS GC TO VERIFY	LOCATION / COMMENTS
RESIDENTIAL PLUMBING FIXTURES							
	PL-01	UNDERMOUNT SINK	FRANKE	PEAK SERIES PKX11018	STAINLESS STEEL	18" W	RESIDENTIAL KITCHEN
	PL-02	UNDERMOUNT SINK	FRANKE	PEAK SERIES PKX11021	STAINLESS STEEL	21" W	RESIDENTIAL KITCHEN
	PL-03	UNDERMOUNT SINK	FRANKE	PEAK SERIES PKX11028	STAINLESS STEEL	28" W	RESIDENTIAL KITCHEN
	PL-04	KITCHEN FAUCET WITH HANDSPRAY	DORNBRACHT	LOT TWO-HOLE MIXER W/ COVER PLATE AND HANDSPRAY SET 32843680/ 27714970	POLISHED BRASS		RESIDENTIAL KITCHEN
	PL-05	KITCHEN FAUCET WITH HANDSPRAY	DORNBRACHT	LOT TWO-HOLE MIXER W/ COVER PLATE AND HANDSPRAY SET 32843680/ 27714970	POLISHED NICKEL		RESIDENTIAL KITCHEN
	PL-06	IN-SINK FOOD WASTE DISPOSER	FRANKE	WASTE DISPOSER WD50R	STAINLESS STEEL		RESIDENTIAL KITCHEN
	PL-07	MOUNTED LAVATORY FAUCET	WATERWORKS	FORMWORK SERIES FMLS10	STAINLESS STEEL		MASTER BATHROOM
	PL-08	UNDERMOUNTED SINK	LACAVA	CUBE LAVATORY #5451	PORCELAN - 001 WHITE	22" W	MASTER BATHROOM
	PL-09	FLOOR MOUNTED TOILET/BIDET	TOTO	NEOREST 700H MS992CUMFG	#01 COTTON		MASTER BATHROOM
	PL-10	CEILING MOUNTED RECESSED SHOWER HEAD	WATERWORKS	FORMWORK SERIES FMSH10	POLISHED NICKEL		MASTER BATHROOM
	PL-11	HAND SHOWER	WATERWORKS	FORMWORK SERIES FMHS01	POLISHED NICKEL		MASTER BATHROOM
	PL-12	THERMOSTATIC CONTROL VALVE	WATERWORKS	FORMWORK SERIES FMTH01	POLISHED NICKEL		MASTER BATHROOM
	PL-13	VOLUME CONTROL VALVE	WATERWORKS	FORMWORK SERIES FMVC10	POLISHED NICKEL		MASTER BATHROOM
	PL-14	DECK MOUNTED TUB FILLER W/ HAND SHOWER	WATERWORKS	FORMWORK SERIES FMXT50	POLISHED NICKEL		MASTER BATHROOM
	PL-15	FLOOR MOUNTED TUB FILLER W/ HAND SHOWER	WATERWORKS	FORMWORK SERIES FMXT90	POLISHED NICKEL		MASTER BATHROOM
	PL-16	UNDERMOUNTED TUB	KALLISTA	PERFECT BATHTUB P50045	STUCCO WHITE	30" W x 69" L x 24" H	MASTER BATHROOM
	PL-17	LAVATORY FAUCET	GRAFF	PHASE COLLECTION WIDESPREAD LAVATORY FAUCET G-6610-LM45B	POLISHED NICKEL		SECONDARY/TERTIARY BATHROOM
	PL-18	UNDERMOUNTED SINK	LACAVA	CUBE LAVATORY #5450	PORCELAN - 001 WHITE	17 1/2" W	SECONDARY/TERTIARY BATHROOM
	PL-19A	IN-WALL TANK SYSTEM	TOTO	DUOFIT IN-WALL TANK SYSTEM WT151M/ WT152M			SECONDARY/TERTIARY BATHROOM
	PL-19B	WALL MOUNTED TANK SYSTEM	TOTO	AQUIA WALL-HUNG DUAL-FLUSH TOILET CT418F(G)	#01 COTTON		SECONDARY/TERTIARY BATHROOM
	PL-20	SHOWER HEAD W/ ARM	GRAFF	CONTEMPORARY SHOWERHEAD W/ ARM G-8301	POLISHED NICKEL		SECONDARY/TERTIARY BATHROOM
	PL-21	HANDSHOWER ON SLIDE BAR	GRAFF	HANDSHOWER W/ WALL-MOUNTED SLIDE BAR G-8660-PN	POLISHED NICKEL		SECONDARY/TERTIARY BATHROOM
	PL-22	THERMOSTATIC CONTROL VALVE	GRAFF	PHASE SERIES G-7030-LM45S-T	POLISHED NICKEL		SECONDARY/TERTIARY BATHROOM
	PL-23	VOLUME CONTROL VALVE	GRAFF	PHASE SERIES G-8063-LM45S-T	POLISHED NICKEL		SECONDARY/TERTIARY BATHROOM
	PL-24A	FREESTANDING TUB	JASON HYDROTHERAPY	FORMA COLLECTION AC553PS	001 CLASSIC WHITE	36" W x 66" L x 22" H	MASTER BATHROOM - AT WINDOW
	PL-24B	FREESTANDING TUB - BLOWER	JASON HYDROTHERAPY	FORMA COLLECTION AC553PS			MASTER BATHROOM - AT WINDOW
	PL-25	WALL TUB SPOUT	GRAFF	PHASE SERIES BATH SPOUT	POLISHED NICKEL		SECONDARY/TERTIARY BATHROOM
	PL-26	FLOOR MOUNTED STEAM GENERATOR	MR. STEAM				PENTHOUSE MASTER BATHROOM AND AMENITY CHANGEROOMS
	PL-27A	WALL MOUNTED STEAM GENERATOR (SMALL)	MR. STEAM	MS 400EB1			
	PL-27B	WALL MOUNTED STEAM GENERATOR (LARGE)	MR. STEAM	MS SUPER-1EB1			
	PL-27C	WALL MOUNTED STEAM GENERATOR (SUPER)	MR. STEAM	MS SUPER-1EB1			
	PL-28	ROMAN TUB SET	GRAFF	PHASE COLLECTION ROMAN TUB SET G-6651-LM45B	POLISHED NICKEL		SECONDARY/TERTIARY BATHROOM
	PL-29	LAVATORY FAUCET	THG PARIS	BAMBOU CLEAR CRYSTAL A35-00040SGBUS	POLISHED NICKEL		POWDER ROOM
	PL-30	VESSEL SINK	LALIQUE				POWDER ROOM
	PL-31	FREESTANDING TUB	APAISER	MOSMAN BATH	GLACIER	35 1/2" W x 67" L x 18 1/2" H	LARGE MASTER BATHROOMS

PLUMBING FIXTURE SCHEDULE

	KEYNOTE	PRODUCT	BRAND	MODEL NAME AND NO.	FINISH	DIMENSIONS GC TO VERIFY	COMMENTS
RESIDENTIAL PLUMBING FIXTURES							
	PL-32	UNDERMOUNTED BATHTUB	KALLISTA	PERFECT 60" X 32" BATHTUB P50047	STUCCO WHITE	32" W x 60" L x 22" H	SECONDARY/TERTIARY BATHROOM
	PL-33	LINEAR SHOWER DRAIN W/ TILE INSERT	LATICRETE	HYDRO BAN DS-034.0-0515	HEAVY DUTY 16GA. STAINLESS STEEL	24", 36", 42", 48", 60"	MASTER BATHROOM
	PL-34	WALL MOUNTED TOILET	TOTO	WALL-MOUNTED FLUSHOMETER TOILET CT708EV	COTTON		AMENITY SPACES (LEVEL 8, 10, AND 68)
	PL-35	URINAL	TOTO	LOW CONSUMPTION WASHOUT URINAL UT104EV	COTTON		AMENITY SPACES (LEVEL 8, 10, AND 68)
	PL-36	FLUSHOMETER	TOTO	HIGH-EFFICIENCY TOILET ECOPOWER FLUSHOMETER VALVE TET2LN SERIES	STAINLESS STEEL		AMENITY SPACES (LEVEL 8, 10, AND 68)
	PL-37	LAVATORY FAUCET	DELTA	ELECTRONIC FAUCET 600T040	POLISHED CHROME		AMENITY SPACES (LEVEL 8, 10, AND 68)
	PL-38	AUTOMATIC SOAP DISPENSER	AMERICAN SPECIALTIES	EZFILL AUTOMATIC DECK MOUTED SOAP DISPENSER MODEL 0390-(n)	POLISHED CHROME		AMENITY SPACES (LEVEL 8, 10, AND 68)
	PL-39	ADA COMPLIANT HAND SHOWER	KOHLER	CONTEMPORARY HANDSHOWER KIT K-9059	POLISHED CHROME		AMENITY SPACES (LEVEL 8, 10, AND 68)
	PL-40A	WALL MOUNTED SAUNA HEATER	HELO SAUNA HEATERS				AMENITY SPACES (LEVEL 8, 10, AND 68)
	PL-40B	SAUNA HEATER CONTROL	HELO SAUNA HEATERS				AMENITY SPACES (LEVEL 8, 10, AND 68)
	PL-41	SHOWER HEAD	KOHLER	BATH AND SHOWER VALVE TRIM K-T14420	POLISHED CHROME		AMENITY SPACES (LEVEL 8, 10, AND 68)
	PL-42	PRESSURE BALANCE VALVE W/ DIVERTER	KOHLER	BATH AND SHOWER TRIM SET K-T14420	POLISHED CHROME		AMENITY SPACES (LEVEL 8, 10, AND 68)
	PL-43	SWIMSUIT WATER EXTRACTOR	SUITEMATE	115V/60Hz UNIT		15" W x 15" L x 23" H	AMENITY SPACES (LEVEL 8, 10, AND 68)
DRINKING FOUNTAINS							
	PL-50	BOTTLE FILLING STATION W/ WATER COOLER DRINKING FOUNTAIN	ELKAY	NO LEAD TWO-LEVEL SWIRLFLO FILTERED WALL MOUNT, BARRIER-FREE REFRIGERATED FOUNTAIN W/ EZH20 BOTTLE FILLING STATION LZWS-LRPBM28K	STAINLESS STEEL POLISHED TO SATIN FINISH		GYM
	PL-51	TWO LEVEL WALL MOUNTED DRINKING FOUNTAIN	ELKAY	NO LEAD TWO-LEVEL SWIRLFLO FILTERED WALL MOUNT, BARRIER-FREE REFRIGERATED FOUNTAIN EDFPBM117C	STAINLESS STEEL POLISHED TO SATIN FINISH		AMENITY SPACES (LEVEL 8, 10, AND 68)
	PL-52	ADA WALL MOUNTED DRINKING FOUNTAIN	ELKAY	NO LEAD CHILD SOFT SIDES DRINKING FOUNTAIN WALL MOUNT, FULLY EXPOSED BARRIER-FREE ACCESS ECDFPW314C	STAINLESS STEEL POLISHED TO SATIN FINISH		RETAIL WASHROOM AREAS
BOH/RETAIL PLUMBING FIXTURES							
	PL-60	KITCHEN SINK	ELKAY	SIGNATURE PLUS STAINLESS STEEL SINGLE BOWL DUAL/UNIVERSAL MOUNT SINK HD342391	STAINLESS STEEL - SATIN FINISH	19 1/2" W x 14 3/10" L x 6 8/10" H	STAFF LUNCHROOM
	PL-61	SINGLE HANDLE KITCHEN FAUCET	ELKAY	ALLURE KITCHEN FAUCET W/ SIDE SPRAY LK7922SSS	STAIN STAINLESS STEEL		STAFF LUNCHROOM
	PL-70	SERVICE - SINK FAUCET	FIAT	SERVICE-SINK FAUCET 830-AA	CHROME FINISH		JANITOR ROOM
	PL-71	SERVICE - MOP BASIN	FIAT	MOLDED-STONE MOP SERVICE BASIN MSB 3624	WHITE	24" W x 36" L x 10" H	JANITOR ROOM
	PL-72	LAUNDRY TUB	FIAT	SERV-A-SINK LAUNDRY TUB MODEL FL-1	WHITE		LAUNDRY ROOM (SUB-CELLAR 3)
	PL-80	INTEGRAL SOLID SURFACE SINK	DUPONT	DUPONT CORIAN LAVATORY 8254	CUSTOM FINISH COORDINATED WITH COUNTERTOP	19 1/2" W x 14 3/10" D	STAFF WASHROOM
	PL-82	DROP-IN SINK	KOHLER	PENNINGTON COUNTERTOP BATHROOM SINK K-2196	WHITE	20 1/4" W x 17 1/2" D	RETAIL WASHROOM
	PL-83	CENTERSET FAUCET	AMERICAN STANDARD	MONTERREY SINGLE CONTROL CENTERSET FAUCET 6114 111.002	POLISHED CHROME		RETAIL WASHROOM
	PL-84	WALL HUNG LAVATORY SINK	KOHLER	SOHO WALL-MOUNT BATHROOM SINK K-2053-L	WHITE	20" W x 18" D	STAFF/RETAIL UNIVERSAL WASHROOM
	PL-85	FAUCET FOR WALL HUNG LAVATORY SINK	AMERICAN STANDARD	MONTERREY TWO-HANDLE 8" WIDESPREAD BATHROOM SINK FAUCET 6540174	POLISHED CHROME		STAFF/RETAIL UNIVERSAL WASHROOM
	PL-90	WALL MOUNTED TOILET	KOHLER	KINGSTON BOWL K-4325	WHITE		STAFF/RETAIL WASHROOM
	PL-91A	SOLAR POWERED FLUSHOMETER	SLOAN	SOLIS SOLAR POWERED FLUSHOMETER MODEL 8186	SATIN CHROME		STAFF/RETAIL WASHROOM FOR URINALS
	PL-91B	SOLAR POWERED FLUSHOMETER	SLOAN	SOLIS SOLAR POWERED FLUSHOMETER MODEL 8186	SATIN CHROME		STAFF/RETAIL WASHROOM FOR TOILETS
	PL-92	TOILET SEAT	OLSONITE	COMMERCIAL HEAVY-DUTY PLASTIC TOILET SEAT 95CT	WHITE		STAFF/RETAIL WASHROOM
	PL-93	URINAL	KOHLER	BARDOIN SUPERIOR URINAL K-4960-ET	WHITE		STAFF/RETAIL WASHROOM
	PL-94	LAVATORY FAUCET	AMERICAN STANDARD	BERWICK SINGLE CONTROL MONOBLOCK FAUCET 7430.101	POLISHED CHROME		STAFF/RETAIL WASHROOM
	PL-95	HAND SHOWER W/ BAR	AMERICAN STANDARD	SERIN SHOWER SYSTEM KIT 2064.724	POLISHED CHROME		STAFF/RETAIL WASHROOM

DEPT OF BLDGS 121328205 Job Number
ES052200311 Scan Code

KEY PLAN:

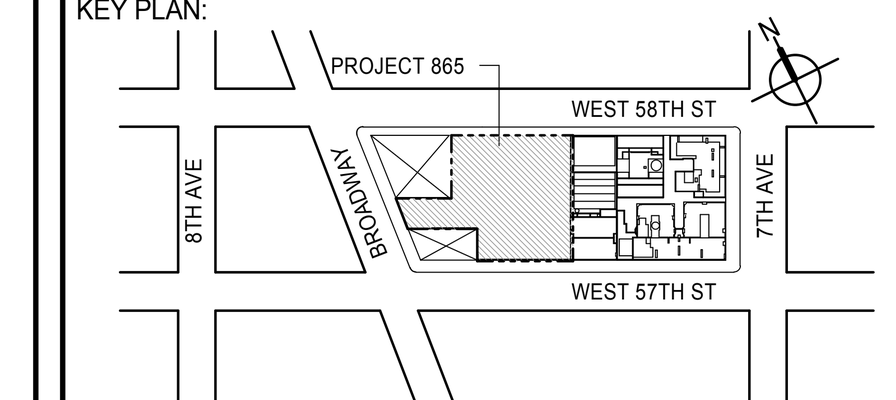

PROJECT NORTH
TRUE NORTH

DEVELOPER:
EXTELL DEVELOPMENT COMPANY
805 THIRD AVENUE, 7TH FLOOR
New York, NY 10022 USA
TEL: 212 712 6000 FAX: 212 712 6100

DESIGN ARCHITECT: Base Building Shell & Core
ADRIAN SMITH + GORDON GILL ARCHITECTURE
111 WEST MONROE STREET SUITE 2300
CHICAGO IL 60603
TEL: 312 920 1888 FAX: 312 920 1775

INTERIOR DESIGNER: Residential
Rottet Architecture and Design Studio, PLLC
298 Fifth Ave, 7th Floor
New York, NY 10001
TEL: 646 998 7000 FAX:

ARCHITECT OF RECORD: Base Building Shell, Core, & Residential
AAI ARCHITECTS, P.C.
401 Wellington St. W., 3rd Floor
Toronto, ON M5V 1E7 Canada
TEL: 416 967 1500 FAX: 416 967 7150

STRUCTURAL ENGINEERS:
WSP CANTOR SEINUK
228 EAST 45th Street
New York, NY 10017 USA
TEL: 212 687 9888 FAX: 646 487 5501

MEP ENGINEERS:
AKF GROUP
165 Broadway, 22nd Floor
New York, NY 10006 USA
TEL: 212 354 5656 FAX: 212 354 5668

GEOTECHNICAL ENGINEERS:
Langan Engineering & Environmental Services
21 Penn Plaza - 360 West 31st Street, 8th Floor
New York, NY 10001-2727
TEL: 212 479 5400 FAX: 212 479 5444

CODE CONSULTANTS:
Construction Consulting Associates
100 Church Street
New York, NY 10007
TEL: 212 385 1818 FAX: 212 385 1911

CURTAINWALL CONSULTANT:
AJLP Consulting
40 Worth Street. Suite 826
New York, NY 10013
TEL: 212 757 5659 FAX: 646 219 8508

LANDMARK/PRESERVATION CONSULTANT:
Jan Hird Pokorny Associates, Inc.
39 West 37th Street, 12A
New York, NY 10018
TEL: 212 759 6462 FAX: 212 759 6540

No.	DESCRIPTION	DATE
	D.O.B. AMENDMENT 2	21 SEP 15

NOT FOR BID/CONSTRUCTION

Discrepancies must be reported immediately to the Architect before proceeding. Only figured dimensions are to be used. Contractors must check all dimensions on site. This drawing is protected by copyright.

ALL DIMENSIONS ARE SHOWN IN IMPERIAL.

CONSULTANT:
AAI ARCHITECTS, P.C.

PROJECT:
217 WEST 57TH STREET
NEW YORK, NY

DRAWING TITLE:
PLUMBING FIXTURE SCHEDULE

SEAL & SIGNATURE: REGISTERED ARCHITECT WIEPKE DAVID JANSEN No. 028881 STATE OF NEW YORK

DATE: 09/14/15
PROJECT No: 1216-00
DRAWN: Author
CHK: Checker
REV:
SCALE: 12" = 1'-0"
DWG No: **A-621.00**
DOB PAGE No: 367 of 569

DOB EMPLOYEE STAMP:
DOB B-SCAN:

36" x 48" Arch E -SHEET SIZE
FILE NAME: C:\Revit Local Files\EXTELL-865-AAI-TWR-CNF_hadlarim.rvt
PLOT DATE: 9/22/2015 11:32:07 AM

DEPT OF BLDGS 421263626 Job Number
E355635643 Scan Code



LEGEND

●	ACCESS
○	EMERGENCY ACCESS
X	NO ACCESS
	REAR ACCESS
	FRONT & REAR ACCESS
	EMR
	OVERRUN
	PIT
	FIREMAN ELEVATOR
R-1 TO R-3	RESIDENTIAL PASSENGER ELEVATOR
RL-1 TO RL-2	RESIDENTIAL MULTI-FLOOR UNIT ELEVATORS
R-4 S-1	RESIDENTIAL SERVICE
T-1	TOP OF TOWER
M-1 TO M-2	RETAIL FREIGHT ELEVATOR
N-1	RETAIL EMPLOYEE ELEVATOR
P-1 TO P-4	RETAIL PASSENGER ELEVATOR

NOTE:
* ELEVATOR CABS COMPLY WITH (BC 3002.4), ACCOMMODATE 24" WIDE AND 76" LONG AMBULANCE STRETCHER

KEY PLAN:

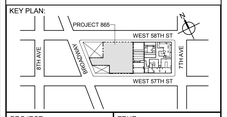

PROJECT NORTH | TRUE NORTH

DEVELOPER:
EXTELL DEVELOPMENT COMPANY
805 THIRD AVENUE, 7TH FLOOR
New York, NY 10022 USA
TEL: 212 712 6000 FAX: 212 712 6100

DESIGN ARCHITECT: Base Building Shell & Core
ADRIAN SMITH + GORDON GILL ARCHITECTURE
111 WEST MONROE STREET SUITE 2300
CHICAGO IL 60603
TEL: 312 920 1888 FAX: 312 920 1775

ARCHITECT OF RECORD: Base Building Shell & Core
AAI ARCHITECTS, P.C.
401 Wellington St. W., 3rd Floor
Toronto, ON M5V 1E7 Canada
TEL: 416 967 1500 FAX: 416 967 7150

STRUCTURAL ENGINEERS:
WSP CANTOR SEINUK
228 EAST 45th Street
New York, NY 10017 USA
TEL: 212 687 9888 FAX: 646 487 5501

MEP ENGINEERS:
AKF GROUP
1501 Broadway
New York, NY 10036 USA
TEL: 212.354.5656 FAX: 212 354 5668

GEOTECHNICAL ENGINEERS:
Langan Engineering & Environmental Services
21 Penn Plaza - 360 West 31st Street, 8th Floor
New York, NY 10001-2727
TEL: 212 479 5400 FAX: 212 479 5444

CODE CONSULTANTS:
Construction Consulting Associates
100 Church Street
New York, NY 10007
TEL: 212 385 1818 FAX: 212 385 1911

CURTAINWALL CONSULTANT:
AJLP Consulting
40 Worth Street, Suite 826
New York, NY 10013
TEL: 212 757 5659 FAX: 646 219 8508

LANDMARK/PRESERVATION CONSULTANT:
Higgins Quasebarth & Partners LLC
11 Hanover Square, 16th Floor
New York, NY 1005
TEL: 212 274 9468 FAX: 646 274 9380

LANDMARK/PRESERVATION CONSULTANT:
Jan Hird Pokorny Associates, Inc.
39 West 37th Street, 12A
New York, NY 10018
TEL: 212 759 6462 FAX: 212 759 6540

No.	DESCRIPTION:	DATE:
1	D.O.B. SUBMISSION	05 DEC 14
2	CD PROGRESS ISSUE 2	19 DEC 14
3	D.O.B. SUBMISSION	18 FEB 15
4	CD PROGRESS ISSUE 3	09 MAR 15
	D.O.B. SUBMISSION	27 APR 15
5	CD PROGRESS ISSUE 4	01 JUN 15
	D.O.B. AMENDMENT 2	21 SEP 15

NOT FOR BID/CONSTRUCTION

Discrepancies must be reported immediately to the Architect before proceeding. Only figured dimensions are to be used. Contractors must check all dimensions on site. This drawing is protected by copyright.

ALL DIMENSIONS ARE SHOWN IN IMPERIAL.

CONSULTANT:
AAI ARCHITECTS, P.C.

PROJECT:
217 WEST 57TH STREET
NEW YORK, NY

DRAWING TITLE:
ELEVATOR STACK DIAGRAM

SEAL & SIGNATURE:
REGISTERED ARCHITECT JAMES DAVID JANKOWSKI No. 026881 STATE OF NEW YORK

DATE:	05 DEC 14
PROJECT No:	1216-00
DRAWN: Author	REV:
CHK: Checker	5
SCALE: 1" = 50'-0"	
DWG No:	A-661.01
DOB PAGE No:	368 of 569

DOB EMPLOYEE STAMP: | DOB B-SCAN:

36" x 48" Arch E, SHEET SIZE
FILE NAME: C:\Revit Local Files\EXTELL-865-AAI-TWR-DOB_bsdsmt.rvt
PLOT DATE: 11/25/2015 4:19:03 PM